



# SC Annual School Report Card Summary

**Hilton Head Island Early Childhood Center**  
**BEAUFORT COUNTY**  
**Grades: PK-K** Enrollment: 452  
**Principal: Kim Bratt**  
**Superintendent: Dr. Jeffrey Moss**  
**Board Chair: Bill Evans**

## PERFORMANCE

*Comprehensive detail, including definitions of ratings, performance criteria, and explanations of status, is available on [www.ed.sc.gov](http://www.ed.sc.gov) and [www.eoc.sc.gov](http://www.eoc.sc.gov) as well as school and school district websites. Printed versions are available from school districts upon request.*

YEAR	ABSOLUTE RATING	GROWTH RATING	PALMETTO GOLD AND SILVER AWARD		ESEA/FEDERAL ACCOUNTABILITY RATING SYSTEM	
			General Performance	Closing the Gap	ESEA Grade	Accountability Indicator
2014	Good	Average	TBD	TBD	B	N/A
2013	Good	At-Risk	N/A	N/A	A	N/A
2012	Excellent	Good	N/A	N/A	A	N/A

### ABSOLUTE RATING OF PRIMARY SCHOOLS WITH STUDENTS LIKE OURS\*

EXCELLENT	GOOD	AVERAGE	BELOW AVERAGE	AT-RISK
5	2	0	0	0

*\* Ratings are calculated with data available by 04/02/2015. Primary Schools like Ours are primary schools with poverty indices of no more than 5% above or below the index for this school.*

### PRIME INSTRUCTIONAL TIME

Our School	Median Primary School
88.2%	89.8%

### STUDENT-TEACHER RATIO IN CORE SUBJECTS

Our School	Median Primary School
21.8 to 1	21.2 to 1

### TEACHERS WITH ADVANCED DEGREES

Our School	Median Primary School
35.7%	61.2%

### TEACHERS RETURNING FROM PREVIOUS YEAR

Our School	Median Primary School
89.7%	89.7%

### PERCENT OF PARENTS ATTENDING CONFERENCES

Our School	Median Primary School
100.0%	100.0%

### DAYS OF PROFESSIONAL DEVELOPMENT\*

Our School	Median Primary School
12.1 days	10.4 days




*\*Professional development days should be devoted exclusively to knowledge and skills in working with children less than eight years old.*

### Types of Accreditation (More Than One May Apply)

	Not Pursuing accreditation
	Conducting a self-study
X	South Carolina Department of Education
X	Southern Association of Colleges and Schools
	American Montessori Society
	National Association for the Education of Young Children

### NAEP PERFORMANCE\*

*\*Performance reported for SC and nation, data not available at school level. Percentages at NAEP Achievement Levels.*



### SC PERFORMANCE VISION

By 2020 all students will graduate with the knowledge and skills necessary to compete successfully in the global economy, participate in a democratic society and contribute positively as members of families and communities.

### Abbreviations Key

N/A-Not Applicable    N/AV-Not Available    N/C-Not Collected    N/R-Not Reported    I/S-Insufficient Sample    TBD-To Be Determined

**Hilton Head Island Early Childhood Center  
BEAUFORT COUNTY**

**SCHOOL PROFILE**

	Our School	Change from Last Year	Primary Schools with Students Like Ours	Median Primary School
<b>Students (n = 452)</b>				
Retention Rate	0.3%	Down from 0.6%	2.4%	2.3%
Attendance Rate	95.7%	Down from 96.1%	95.9%	95.7%
With disabilities	5.3%	Up from 3.5%	12.0%	10.5%
Older than usual for grade	0.0%	Down from 0.2%	0.8%	1.0%
<b>Teachers (n = 28)</b>				
Teachers with advanced degrees	35.7%	Down from 39.3%	60.9%	61.2%
Continuing contract teachers	78.6%	No change	78.5%	80.0%
Teachers returning from previous year	89.7%	Down from 91.1%	88.1%	89.7%
Teacher attendance rate	95.4%	No change	94.9%	95.1%
Average teacher salary*	\$51,256	Up 0.4%	\$48,296	\$46,810
Classes not taught by highly qualified teachers	5.9%	Up from 4.9%	0.5%	0.0%
Professional development days/teacher	20.7 days	Up from 19.1 days	17.2 days	13.8 days
<b>School</b>				
Principal's years at school	4.0	Up from 3.0	8.0	4.0
Student-teacher ratio in core subjects	21.8 to 1	Down from 23.2 to 1	21.8 to 1	21.2 to 1
Prime instructional time	88.2%	Down from 89.1%	90.0%	89.8%
Opportunities in the arts	Good	No change	Good	Good
SACS accreditation	Yes	No change	Yes	Yes
Character development program	Excellent	No change	Excellent	Excellent
Dollars spent per pupil**	\$11,365	Up 47.8%	\$7,330	\$7,021
Percent of expenditures for instruction**	73.8%	Down from 74.0%	68.9%	67.2%
Percent expenditures for teacher salaries**	72.5%	Up from 72.0%	68.1%	66.6%
ESEA composite index score	85.1	Down from 93.2	90.2	86.7

\* Includes current year teachers contracted for 185 or more days.

\*\* Prior year audited financial data are reported.

**EVALUATION RESULTS**

	Teachers
Number of surveys returned	21
Percent satisfied with learning environment	95.2%
Percent satisfied with social and physical environment	100.0%
Percent satisfied with school-home relations	100.0%

Comprehensive detail, including definitions of ratings, performance criteria, and explanations of status, is available on [www.ed.sc.gov](http://www.ed.sc.gov) and [www.eoc.sc.gov](http://www.eoc.sc.gov) as well as school and school district websites.

Printed versions are available from school districts upon request.

**REPORT OF PRINCIPAL AND SCHOOL IMPROVEMENT COUNCIL**

"Our mission of education at Hilton Head Island Early Childhood Center (HHIECC) is to create an environment rich in knowledge and resources which promotes curiosity, exploration and self-expression, and in which children are encouraged to become actively engaged in their own learning. We have a remarkable staff of collegial professionals who believe that all children can achieve success and we constantly strive to meet the individual needs of our diverse population of young students. Teachers work diligently with individual children, small groups and whole group throughout the day to differentiate instruction. Student work is showcased throughout our building."

For the 2013-2014 school year our school continued to excel academically in both reading and math on the Measure of Academic Performance test. In May 2014, 85.6% of our students in reading scored on or above expected growth targets and 86.6% achieved this goal in math. This performance test also showed that 93% of our students reached their target goal in reading and 94% of our students reached their target goal in math.

Technology is integrated into our classroom and instruction on a daily basis. Each classroom has a Smartboard, Mobi, three desktops, 5 mini i-pads and four laptops for student use. Our students are actively using many online instructional tools in the classroom and at home to enhance their learning. Our teachers communicate with parents regularly through their updated websites, newsletters and conferences. We believe parental support and involvement is a crucial part of a young child's learning. Our parents are actively engaged in many activities throughout the day and evening with their children. Many parents attend our Math Nights, Hands-on Literacy Night, ESOL Nights and "What's Special about Specials?" night.

We are proud of our implementation of Positive Behavior Intervention Support (PBIS). We are completing our sixth year of implementation. The state awarded our school with a Ribbon Award for outstanding progress implementing our school-wide behavior program. We continue to support students to do their BEST: Be kind, demonstrate Effort, show Self Control, and build Teamwork in all areas of work each day. Students receive "Gotcha" cards when they are caught demonstrating appropriate behaviors. Our students love to attend celebrations throughout the school year that celebrate their success demonstrating these appropriate behaviors throughout the school.

Kim Bratt, Principal  
Paul Smith, SIC Chair

**Abbreviations Key**

**N/A**-Not Applicable

**N/AV**-Not Available

**N/C**-Not Collected

**N/R**-Not Reported

**I/S**-Insufficient Sample

**TBD**-To Be Determined