



SC Annual School Report Card Summary

York Preparatory Academy

Grades: K-11 Enrollment: 1,309
 Principal: Clay Eaton
 Superintendent: Wayne Brazell, Ph. D.
 Board Chair: Don McLaurin

PERFORMANCE

Comprehensive detail, including definitions of ratings, performance criteria, and explanations of status, is available on www.ed.sc.gov and www.eoc.sc.gov as well as school and school district websites. Printed versions are available from school districts upon request.

YEAR	ABSOLUTE RATING	GROWTH RATING	PALMETTO GOLD AND SILVER AWARD		ESEA/FEDERAL ACCOUNTABILITY RATING SYSTEM	
			General Performance	Closing the Gap	ESEA Grade	Accountability Indicator
2014	Average	Below Average	TBD	TBD	C	N/A
2013	Average	Below Average	N/A	N/A	B	N/A
2012	Average	Good	GOLD	N/A	B	N/A

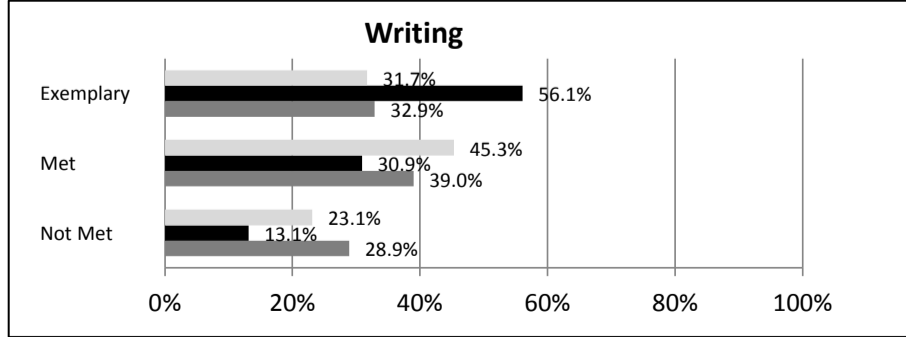
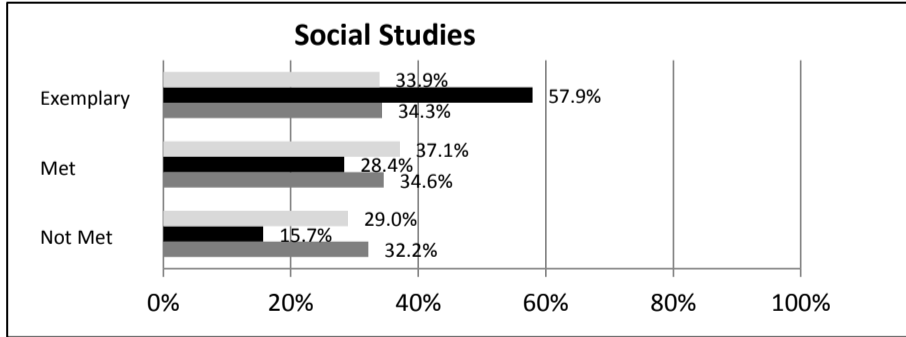
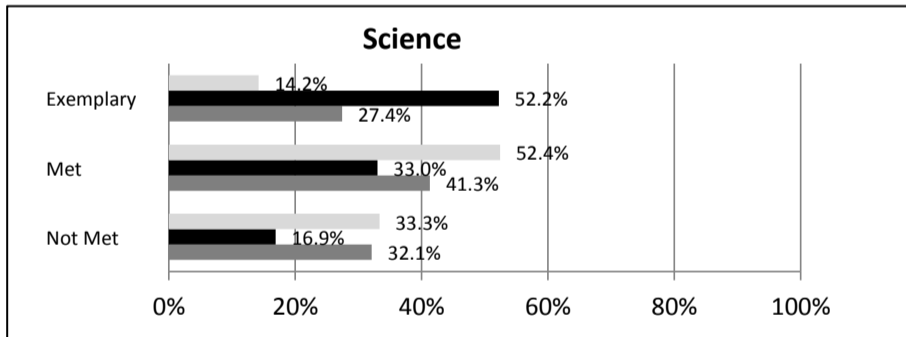
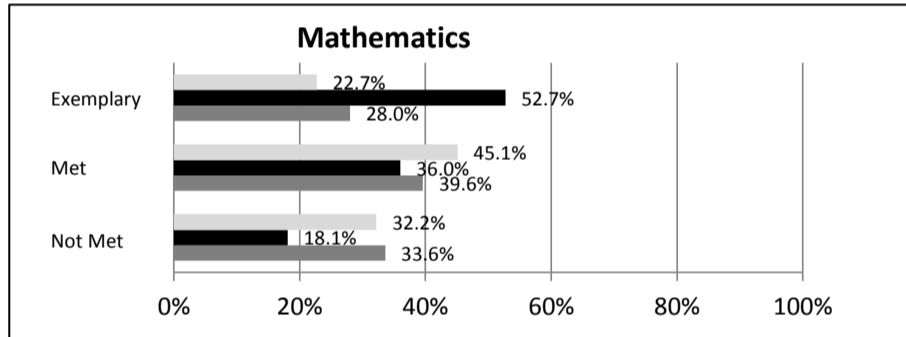
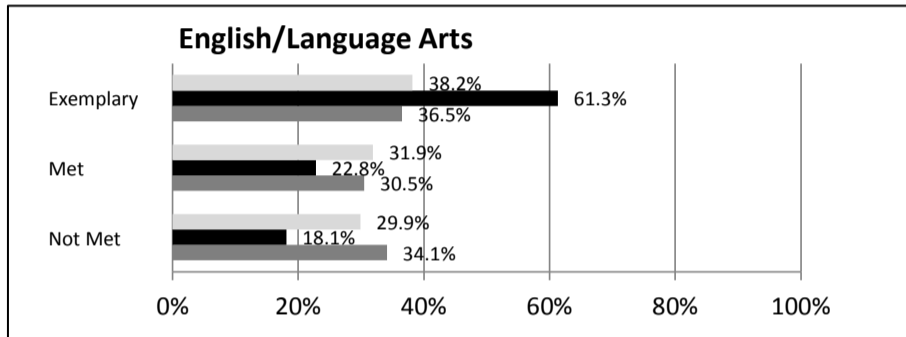
ABSOLUTE RATINGS OF MIDDLE SCHOOLS WITH STUDENTS LIKE OURS*

EXCELLENT	GOOD	AVERAGE	BELOW AVERAGE	AT-RISK
7	0	1	0	0

* Ratings are calculated with data available by 04/27/2015. Schools with Students Like Ours are Middle Schools with Poverty Indices of no more than 5% above or below the index for this school.


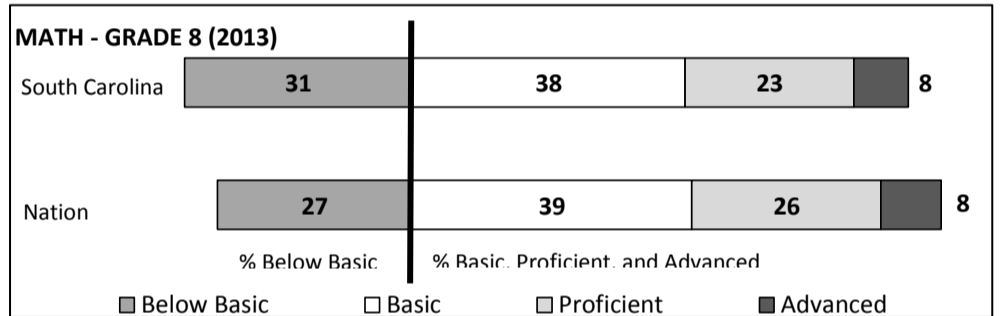

SC PASS PERFORMANCE

Our School Middle Schools with Students Like Ours Middle Schools Statewide



NAEP*

*Performance reported for SC and nation, data not available at school level. Percentages at NAEP Achievement Levels.



END OF COURSE TESTS - 2014

% of Students scoring 70 or above on:	Our Middle School	Middle Schools with Students Like Ours
Algebra 1/Math for the Technologies 2	100.0%	99.1%
English 1	98.1%	98.7%
Biology 1	N/A	N/A
US History and the Constitution	N/A	N/A
All Subjects	98.9%	99.0%

SC PERFORMANCE VISION

By 2020 all students will graduate with the knowledge and skills necessary to compete successfully in the global economy, participate in a democratic society and contribute positively as members of families and communities.

Abbreviations Key

N/A-Not Applicable N/AV-Not Available N/C-Not Collected N/R-Not Reported I/S-Insufficient Sample TBD-To Be Determined

York Preparatory Academy

SCHOOL PROFILE

	Our School	Change from Last Year	Middle Schools with Students Like Ours	Median Middle Schools
Students (n = 1,309)				
Students Enrolled in high school credit courses (grades 7 & 8)	23.6%	Down from 29.5%	51.7%	26.0%
Retention rate	0.8%	Up from 0.6%	0.5%	0.6%
Attendance rate	95.3%	Down from 96.3%	96.7%	96.2%
Served by gifted and talented program	7.7%	Up from 5.5%	36.2%	19.4%
With disabilities	8.7%	Up from 7.5%	8.6%	12.8%
Older than usual for grade	2.5%	Down from 2.7%	1.5%	4.5%
Out-of-school suspensions or expulsions for violent and/or criminal offenses	0.0%	Down from 0.2%	0.3%	0.4%
Annual dropout rate	0.0%	No change	0.0%	0.0%
Teachers (n = 77)				
Teachers with advanced degrees	40.3%	Up from 33.3%	54.4%	61.3%
Continuing contract teachers	51.9%	Up from 25.0%	79.5%	75.9%
Teachers returning from previous year	77.2%	N/A	85.6%	85.4%
Teacher attendance rate	95.6%	Up from 94.6%	95.9%	95.2%
Average teacher salary*	\$38,914	Up 7.1%	\$47,447	\$47,081
Classes not taught by highly qualified teachers	9.3%	Down from 11.7%	9.1%	5.8%
Professional development days/teacher	17.3 days	Up from 12.3 days	11.8 days	10.6 days
School				
Principal's years at school	1.0	No change	1.5	3.0
Student-teacher ratio in core subjects	24.2 to 1	Up from 19.7 to 1	21.7 to 1	21.5 to 1
Prime instructional time	88.4%	Down from 89.0%	90.7%	90.1%
Opportunities in the arts	Excellent	No change	Excellent	Good
SACS accreditation	Yes	Up from No	Yes	Yes
Parents attending conferences	98.8%	Up from 92.7%	96.8%	99.0%
Character development program	Average	Down from Good	Excellent	Good
Dollars spent per pupil**	\$9,079	Up 47.1%	\$7,801	\$7,616
Percent of expenditures for instruction**	47.9%	Up from 47.0%	59.8%	62.0%
Percent of expenditures for teacher salaries**	42.5%	Up from 42.0%	59.3%	61.3%
ESEA composite index score	79.6	Down from 86.6	89.8	77.9

* Length of contract = 185+ days.

**Prior year audited financial data available.

EVALUATION RESULTS

	Teachers	Students*	Parents*
Number of surveys returned	62	98	91
Percent satisfied with learning environment	75.8%	49.0%	90.2%
Percent satisfied with social and physical environment	90.3%	56.7%	86.8%
Percent satisfied with school-home relations	87.1%	71.5%	78.4%

*Only students at the highest middle school grade level at this school and their parents were included.

Comprehensive detail, including definitions of ratings, performance criteria, and explanations of status, is available on www.ed.sc.gov and www.eoc.sc.gov as well as school and school district websites.

Printed versions are available from school districts upon request.

REPORT OF PRINCIPAL AND SCHOOL IMPROVEMENT COUNCIL

The school year 2013-14 was a year of change in a number of areas at York Preparatory Academy. ☒

We welcomed a new Managing Director, Clay Eaton along with 30 new teachers and staff. ☒

YPA began the school year at the beautiful 43-acre facility with four buildings in one location. ☒

Our enrollment grew to almost 1300 students in grades K through 11. We will add 12th grade in 2014-15 and preparations for our first graduating class are already underway. School enrollment continues to grow. We anticipate an enrollment of 1519 with 339 for the high school. ☒

This year we achieved AdvanceEd Accreditation. We designed a creative schedule to develop an intermediate school for grades 5 and 6. Our students participated in Dual Enrollment classes at York Technical College with a 95% Pass Rate. We eliminated virtual school programming and hired additional teachers to offer a wide variety of high school courses. The YPA band continued to grow and excel in competition and a marching band participated in two local parades. YPA continues to be involved in our community through blood drives, Angel Tree, food drives, Rolling in Rock Hill, Carolina Community Scholars, and hosting local HOA meetings. Our students participated in the Mock Trial and also had students participate in a trip to Washington DC with Close Up. York Preparatory held its first prom for the Junior class. ☒

York Preparatory was selected as a Character Counts model school for 2012-13 and we hosted a Regional Training for the California-based Character Counts organization this spring. We continue to "live the Charter" as we engage and challenge each student to become lifelong learners, independent thinkers, respectful individuals, and responsible citizens.

Abbreviations Key

N/A-Not Applicable

N/AV-Not Available

N/C-Not Collected

N/R-Not Reported

I/S-Insufficient Sample

TBD-To Be Determined