



# SC Annual School Report Card Summary

Palmetto Scholars Academy

Grades: 6-11 Enrollment: 320  
Principal: Martha B Hale  
Superintendent: Wayne Brazell, Ph. D.  
Board Chair: Don McLaurin

## PERFORMANCE

Comprehensive detail, including definitions of ratings, performance criteria, and explanations of status, is available on [www.ed.sc.gov](http://www.ed.sc.gov) and [www.eoc.sc.gov](http://www.eoc.sc.gov) as well as school and school district websites. Printed versions are available from school districts upon request.

YEAR	ABSOLUTE RATING	GROWTH RATING	PALMETTO GOLD AND SILVER AWARD		ESEA/FEDERAL ACCOUNTABILITY RATING SYSTEM	
			General Performance	Closing the Gap	ESEA Grade	Accountability Indicator
2014	Excellent	Excellent	TBD	TBD	A	N/A
2013	Excellent	Good	GOLD	SILVER	A	N/A
2012	Excellent	Excellent	GOLD	GOLD	A	N/A

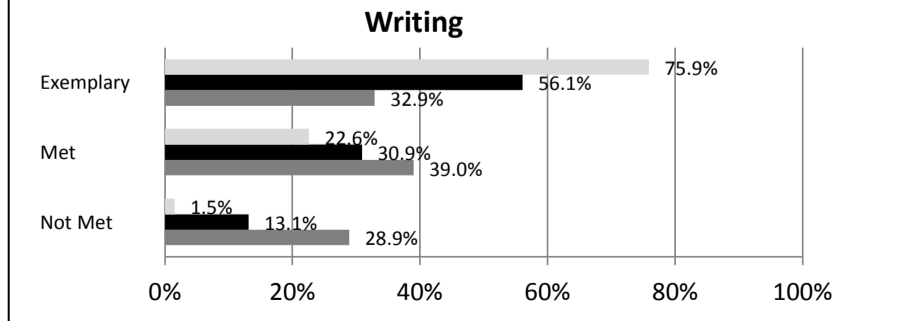
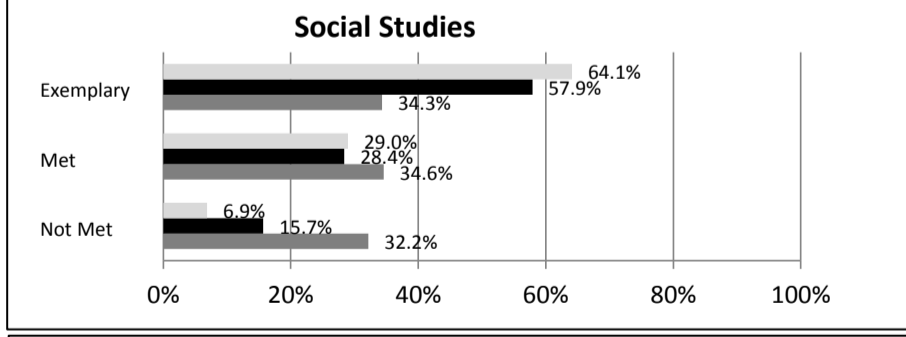
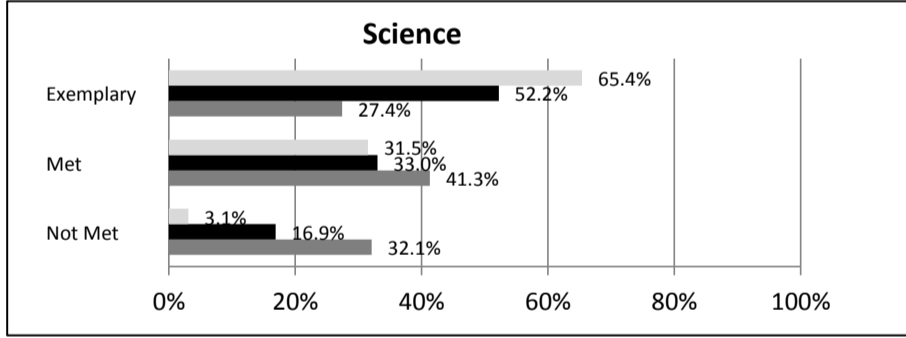
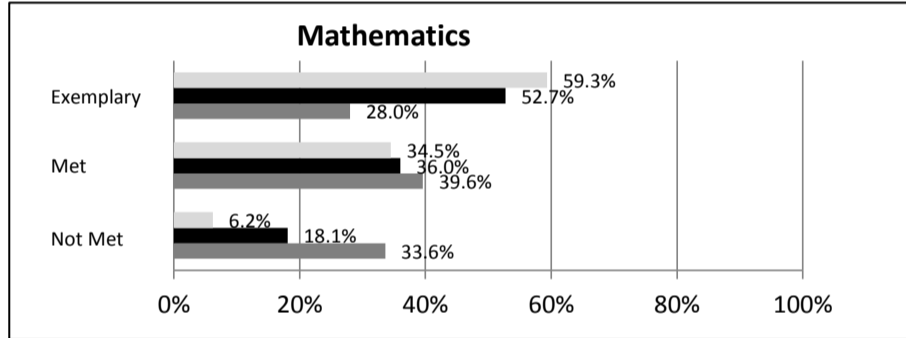
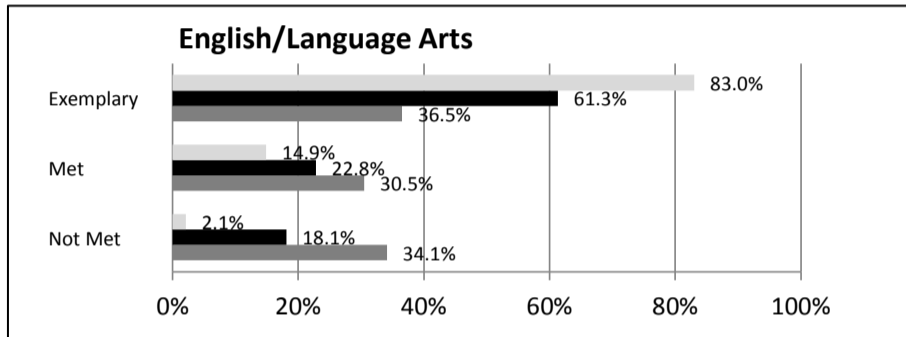
## ABSOLUTE RATINGS OF MIDDLE SCHOOLS WITH STUDENTS LIKE OURS\*

EXCELLENT	GOOD	AVERAGE	BELOW AVERAGE	AT-RISK
7	0	1	0	0

\* Ratings are calculated with data available by 04/27/2015. Schools with Students Like Ours are Middle Schools with Poverty Indices of no more than 5% above or below the index for this school.


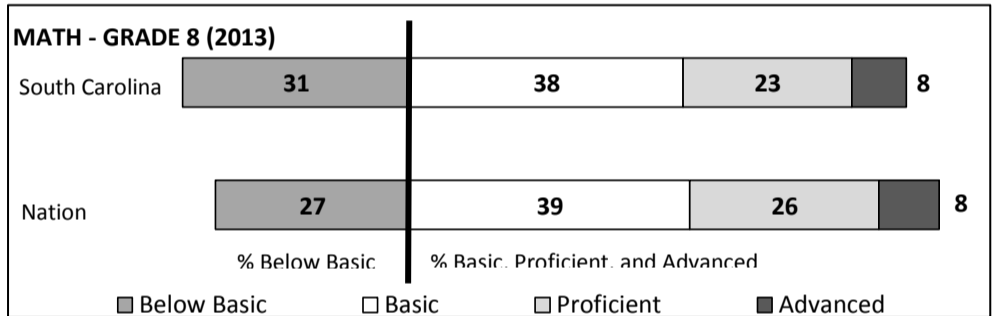
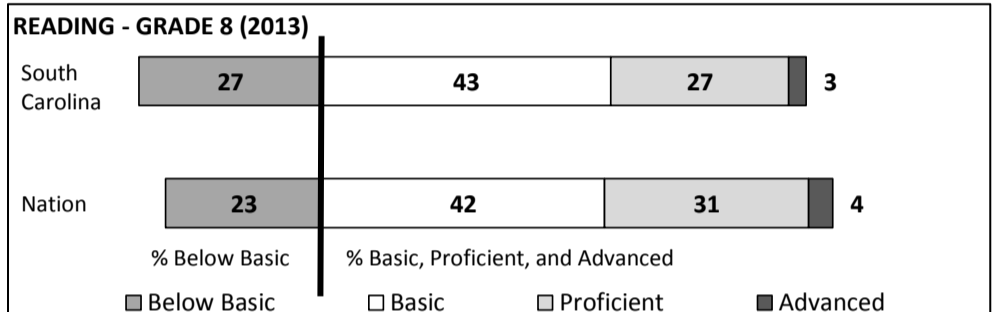
## SC PASS PERFORMANCE

Our School Middle Schools with Students Like Ours Middle Schools Statewide



## NAEP\*

\*Performance reported for SC and nation, data not available at school level. Percentages at NAEP Achievement Levels.



## END OF COURSE TESTS - 2014

% of Students scoring 70 or above on:	Our Middle School	Middle Schools with Students Like Ours
Algebra 1/Math for the Technologies 2	94.8%	99.1%
English 1	94.9%	98.7%
Biology 1	N/A	N/A
US History and the Constitution	N/A	N/A
All Subjects	94.9%	99.0%

## SC PERFORMANCE VISION

By 2020 all students will graduate with the knowledge and skills necessary to compete successfully in the global economy, participate in a democratic society and contribute positively as members of families and communities.

## Abbreviations Key

N/A-Not Applicable N/AV-Not Available N/C-Not Collected N/R-Not Reported I/S-Insufficient Sample TBD-To Be Determined

# Palmetto Scholars Academy

## SCHOOL PROFILE

	Our School	Change from Last Year	Middle Schools with Students Like Ours	Median Middle Schools
<b>Students (n = 320)</b>				
Students Enrolled in high school credit courses (grades 7 & 8)	100.0%	Up from 72.5%	51.7%	26.0%
Retention rate	3.0%	Up from 0.0%	0.5%	0.6%
Attendance rate	96.6%	Down from 96.7%	96.7%	96.2%
Served by gifted and talented program	58.4%	Up from 51.7%	36.2%	19.4%
With disabilities	0.0%	No change	8.6%	12.8%
Older than usual for grade	0.7%	Up from 0.0%	1.5%	4.5%
Out-of-school suspensions or expulsions for violent and/or criminal offenses	0.3%	Up from 0.0%	0.3%	0.4%
Annual dropout rate	0.0%	No change	0.0%	0.0%
<b>Teachers (n = 22)</b>				
Teachers with advanced degrees	45.5%	Down from 47.4%	54.4%	61.3%
Continuing contract teachers	40.9%	Down from 47.4%	79.5%	75.9%
Teachers returning from previous year	61.1%	N/A	85.6%	85.4%
Teacher attendance rate	92.9%	Down from 98.6%	95.9%	95.2%
Average teacher salary*	\$41,662	Up 4.0%	\$47,447	\$47,081
Classes not taught by highly qualified teachers	9.4%	Up from 9.0%	9.1%	5.8%
Professional development days/teacher	0.7 days	Up from 0.4 days	11.8 days	10.6 days
<b>School</b>				
Principal's years at school	2.0	Up from 1.0	1.5	3.0
Student-teacher ratio in core subjects	20.8 to 1	N/A	21.7 to 1	21.5 to 1
Prime instructional time	89.1%	Down from 95.3%	90.7%	90.1%
Opportunities in the arts	Good	Down from Excellent	Excellent	Good
SACS accreditation	No	No change	Yes	Yes
Parents attending conferences	65.2%	Down from 87.3%	96.8%	99.0%
Character development program	Good	Up from Average	Excellent	Good
Dollars spent per pupil**	\$6,220	Up 0.2%	\$7,801	\$7,616
Percent of expenditures for instruction**	53.6%	Up from 53.0%	59.8%	62.0%
Percent of expenditures for teacher salaries**	46.7%	Down from 47.0%	59.3%	61.3%
ESEA composite index score	100.0	No change	89.8	77.9

\* Length of contract = 185+ days.

\*\*Prior year audited financial data available.

## EVALUATION RESULTS

	Teachers	Students*	Parents*
Number of surveys returned	N/A	N/A	N/A
Percent satisfied with learning environment	N/A	N/A	N/A
Percent satisfied with social and physical environment	N/A	N/A	N/A
Percent satisfied with school-home relations	N/A	N/A	N/A

\*Only students at the highest middle school grade level at this school and their parents were included.

Comprehensive detail, including definitions of ratings, performance criteria, and explanations of status, is available on [www.ed.sc.gov](http://www.ed.sc.gov) and [www.eoc.sc.gov](http://www.eoc.sc.gov) as well as school and school district websites.

Printed versions are available from school districts upon request.

## REPORT OF PRINCIPAL AND SCHOOL IMPROVEMENT COUNCIL

Palmetto Scholars Academy provides a differentiated program designed to meet the educational needs of intellectually gifted learners, address their distinctive social and emotional needs, promote individual character development and instill a life-long love of learning. Our students engage with leading innovative organizations in higher education, business and science, to empower them to make original and impactful contributions toward the elevation of South Carolina in the areas of education, commerce, arts and science.☒

☒ Our students come together from all areas of the LowCountry, including Berkeley, Charleston, Colleton, and Dorchester Counties, and represent a diverse population in terms of ethnicity, religion, and socioeconomic status. In order to meet the school's mission, all students are in honors or advanced courses, and flexible scheduling allows faculty to meet the individual needs of each gifted learner. Visitors to the school would likely see cooperative groupings, discussion, debate, seminars, and inquiry-based learning as they walk the hallways. Most faculty have advanced degrees and all are dedicated to providing research-based, student-centered instruction for gifted learners. The development of our curriculum is facilitated by nationally recognized leaders in the field of gifted education who ensure that the latest research on best practices in gifted education is incorporated at all grade levels.☒

☒ During the fourth year of operation, students at Palmetto Scholars Academy made tremendous positive gains, continuing to excel in statewide assessments, being selected as the first school in South Carolina to send a student research experiment to the International Space Station, being selected as a NASA Partner School through the College of Charleston's NASA Consortium, and having several teachers selected for participation in highly sought after teacher education programs including a social studies teacher who was selected for participation in the Library of Congress's teacher education program in Washington, DC. Community service requirements have expanded during the 2013-14 school year, and PSA continues to work supporting local charitable events on a regular basis.☒

☒ The school community, which consists of faculty, staff, students, and supportive parents, is proud of the great accomplishments and successes that Palmetto Scholars Academy has been able to achieve in only four years of operation. An active parent organization, partnered with a long-range strategic plan, ensures a successful vision for our school's future as South Carolina's first public charter for gifted education. We are driven by our mission and strive to maintain the highest of standards in order to meet the unique needs of gifted learners.

### Abbreviations Key

N/A-Not Applicable

N/AV-Not Available

N/C-Not Collected

N/R-Not Reported

I/S-Insufficient Sample

TBD-To Be Determined