



SC Annual School Report Card Summary

SC Calvert Academy

Grades: K-8 Enrollment: 232
Principal: Alexandria Gillcrese
Superintendent: Wayne Brazell, Ph. D.
Board Chair: Don McLaurin

PERFORMANCE

Comprehensive detail, including definitions of ratings, performance criteria, and explanations of status, is available on www.ed.sc.gov and www.eoc.sc.gov as well as school and school district websites. Printed versions are available from school districts upon request.

YEAR	ABSOLUTE RATING	GROWTH RATING	PALMETTO GOLD AND SILVER AWARD		ESEA/FEDERAL ACCOUNTABILITY RATING SYSTEM	
			General Performance	Closing the Gap	ESEA Grade	Accountability Indicator
2014	Below Average	Average	TBD	TBD	D	N/A
2013	Below Average	Average	N/A	N/A	F	N/A
2012	Average	Average	N/A	N/A	F	N/A

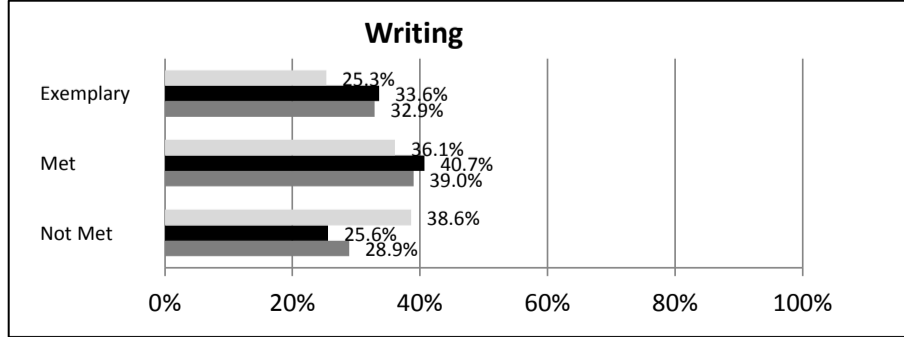
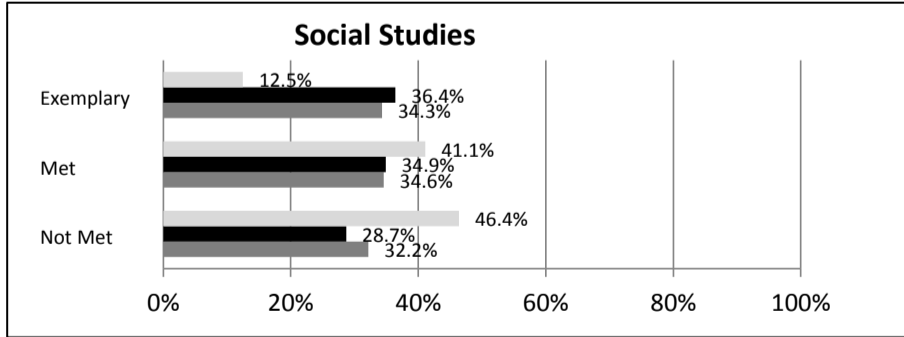
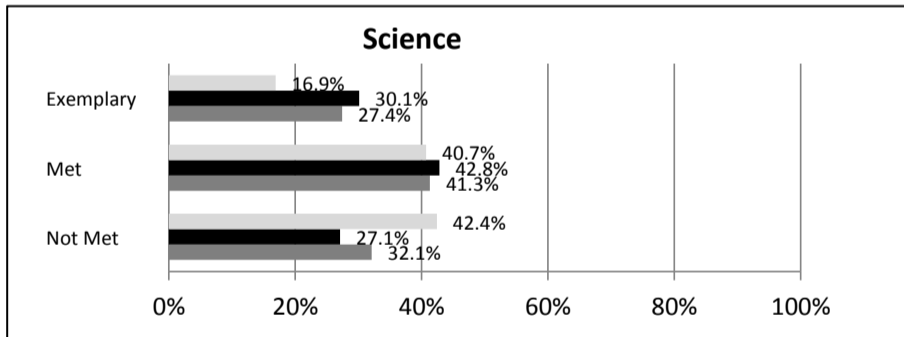
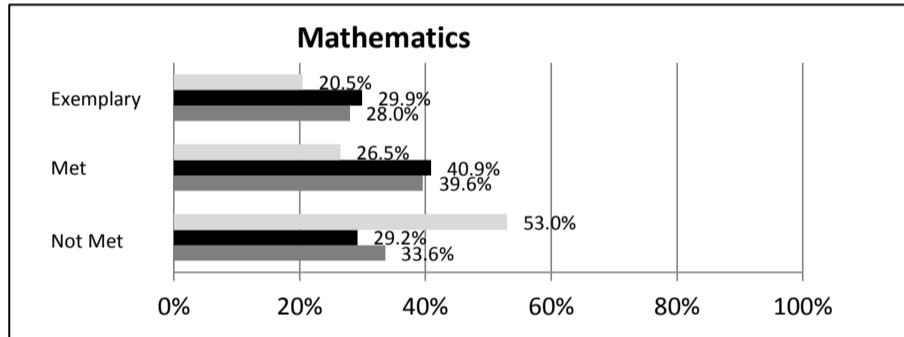
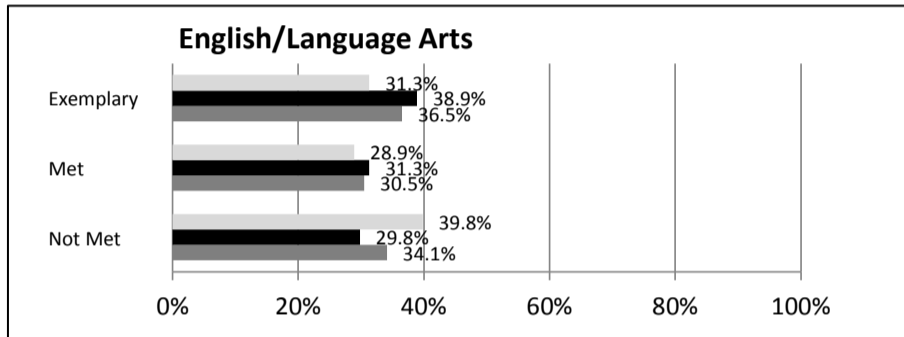
ABSOLUTE RATINGS OF MIDDLE SCHOOLS WITH STUDENTS LIKE OURS*

EXCELLENT	GOOD	AVERAGE	BELOW AVERAGE	AT-RISK
8	19	31	2	0

* Ratings are calculated with data available by 04/27/2015. Schools with Students Like Ours are Middle Schools with Poverty Indices of no more than 5% above or below the index for this school.


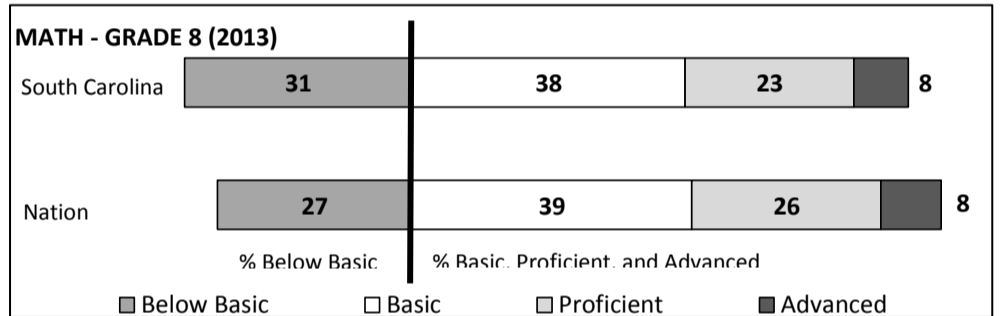

SC PASS PERFORMANCE

Our School Middle Schools with Students Like Ours Middle Schools Statewide



NAEP*

*Performance reported for SC and nation, data not available at school level. Percentages at NAEP Achievement Levels.



END OF COURSE TESTS - 2014

% of Students scoring 70 or above on:	Our Middle School	Middle Schools with Students Like Ours
Algebra 1/Math for the Technologies 2	N/A	98.5%
English 1	N/A	95.5%
Biology 1	N/A	N/A
US History and the Constitution	N/A	N/A
All Subjects	N/A	98.0%

SC PERFORMANCE VISION

By 2020 all students will graduate with the knowledge and skills necessary to compete successfully in the global economy, participate in a democratic society and contribute positively as members of families and communities.

Abbreviations Key

N/A-Not Applicable N/AV-Not Available N/C-Not Collected N/R-Not Reported I/S-Insufficient Sample TBD-To Be Determined

SCHOOL PROFILE

	Our School	Change from Last Year	Middle Schools with Students Like Ours	Median Middle Schools
Students (n = 232)				
Students Enrolled in high school credit courses (grades 7 & 8)	0.0%	Down from 1.1%	34.9%	26.0%
Retention rate	0.8%	Down from 1.4%	0.9%	0.6%
Attendance rate	94.6%	Up from 93.2%	96.0%	96.2%
Served by gifted and talented program	0.0%	No change	21.5%	19.4%
With disabilities	8.9%	Up from 6.8%	12.9%	12.8%
Older than usual for grade	10.5%	Up from 8.2%	4.7%	4.5%
Out-of-school suspensions or expulsions for violent and/or criminal offenses	0.0%	No change	0.5%	0.4%
Annual dropout rate	12.5%	No change	0.0%	0.0%
Teachers (n = 11)				
Teachers with advanced degrees	72.7%	Down from 75.0%	64.4%	61.3%
Continuing contract teachers	45.5%	Down from 75.0%	80.6%	75.9%
Teachers returning from previous year	38.7%	Down from 58.7%	86.9%	85.4%
Teacher attendance rate	97.5%	Down from 98.7%	95.1%	95.2%
Average teacher salary*	\$37,233	Up 14.2%	\$48,467	\$47,081
Classes not taught by highly qualified teachers	12.8%	Up from 0.0%	3.7%	5.8%
Professional development days/teacher	1.6 days	Down from 14.4 days	11.0 days	10.6 days
School				
Principal's years at school	1.0	Down from 2.0	4.0	3.0
Student-teacher ratio in core subjects	28.4 to 1	N/A	23.5 to 1	21.5 to 1
Prime instructional time	91.9%	Up from 90.8%	89.9%	90.1%
Opportunities in the arts	Poor	No change	Good	Good
SACS accreditation	No	No change	Yes	Yes
Parents attending conferences	24.3%	Down from 90.6%	98.9%	99.0%
Character development program	Below Average	Down from Average	Good	Good
Dollars spent per pupil**	\$714	Down 85.6%	\$7,416	\$7,616
Percent of expenditures for instruction**	56.3%	Up from 55.0%	62.6%	62.0%
Percent of expenditures for teacher salaries**	27.5%	Up from 27.0%	61.1%	61.3%
ESEA composite index score	65.5	Up from 55.4	81.4	77.9

* Length of contract = 185+ days.

**Prior year audited financial data available.

EVALUATION RESULTS

	Teachers	Students*	Parents*
Number of surveys returned	11	10	17
Percent satisfied with learning environment	81.9%	90.0%	100.0%
Percent satisfied with social and physical environment	81.8%	100.0%	88.3%
Percent satisfied with school-home relations	81.8%	100.0%	94.1%

*Only students at the highest middle school grade level at this school and their parents were included.

Comprehensive detail, including definitions of ratings, performance criteria, and explanations of status, is available on www.ed.sc.gov and www.eoc.sc.gov as well as school and school district websites.

Printed versions are available from school districts upon request.

REPORT OF PRINCIPAL AND SCHOOL IMPROVEMENT COUNCIL

South Carolina Calvert Academy (SCCAL) is pleased to serve South Carolina families with K-8 students through our innovative virtual charter school. South Carolina Calvert provides a choice for parents who want to be more directly involved in their child's education. Our school is designed for families seeking a flexible, personalized education for their children which is custom-tailored to their individual family needs.

The foundation of the South Carolina Calvert Academy is the world-renowned Calvert curriculum which has been successfully used to educate over 600,000 students for more than a century. South Carolina Calvert Academy begins its fifth and exciting year of operation and continues to grow and expand.

The South Carolina Calvert Academy virtual learning community consists of highly-qualified teachers, school administrators, parents, and students. SCCAL provides a user friendly Education Management System (EMS) to help students monitor coursework, view grades, and track attendance. With a ratio of 1 to 28, live classes for our students are taught by our highly qualified teachers. The classes are interactive, technologically advanced, and aligned with SC state standards. Students who qualify under IDEA or 504 are properly served according to their individual plans. Monthly educational field trips also provide our students with the opportunity to interact with the faculty and fellow classmates.

SC Calvert is looking to expand its offerings with Gifted and Talented programming, and service learning clubs. Increasing standardized test scores continue to be a point of focus, as South Carolina Calvert Academy helps families, students, and South Carolina achieve academic excellence. SCCAL does not discriminate on the basis of race, color, national origin, sex, religion, age, or disability in the employment or provision of services.

Alexandria Gillcrese, Principal

Pauline Sternick, Board Chair

Abbreviations Key

N/A-Not Applicable

N/AV-Not Available

N/C-Not Collected

N/R-Not Reported

I/S-Insufficient Sample

TBD-To Be Determined