



SC Annual School Report Card Summary

Spartanburg Preparatory School

Grades: K-8 Enrollment: 373
Principal: Dr. John von Rohr
Superintendent: Wayne Brazell, Ph. D.
Board Chair: Don McLaurin

PERFORMANCE

Comprehensive detail, including definitions of ratings, performance criteria, and explanations of status, is available on www.ed.sc.gov and www.eoc.sc.gov as well as school and school district websites. Printed versions are available from school districts upon request.

YEAR	ABSOLUTE RATING	GROWTH RATING	PALMETTO GOLD AND SILVER AWARD		ESEA/FEDERAL ACCOUNTABILITY RATING SYSTEM	
			General Performance	Closing the Gap	ESEA Grade	Accountability Indicator
2014	Excellent	Good	TBD	TBD	A	N/A
2013	Excellent	Good	GOLD	SILVER	A	N/A
2012	Excellent	Excellent	GOLD	SILVER	A	N/A

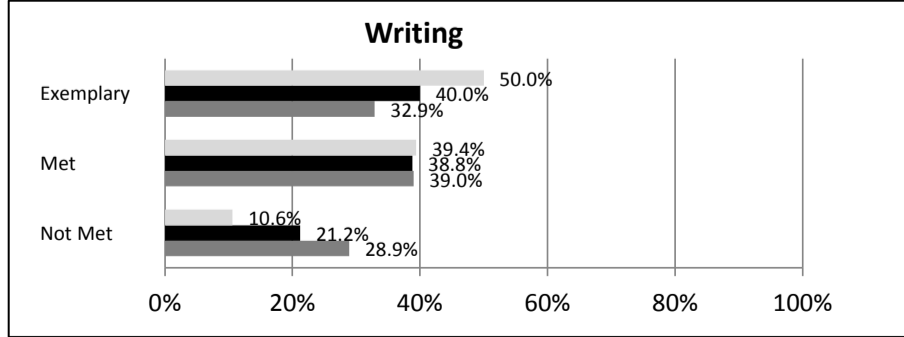
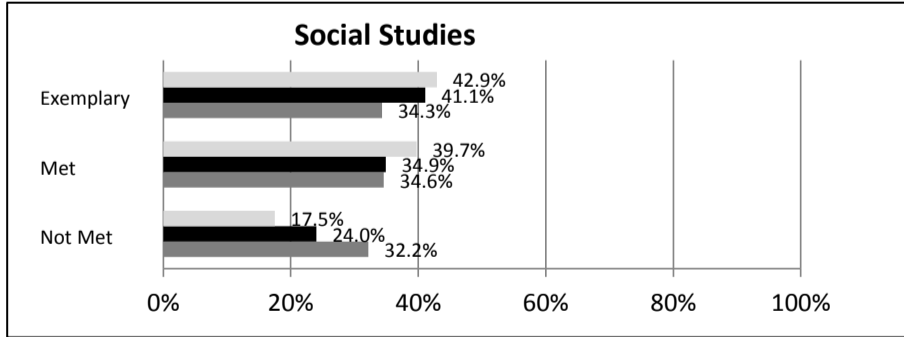
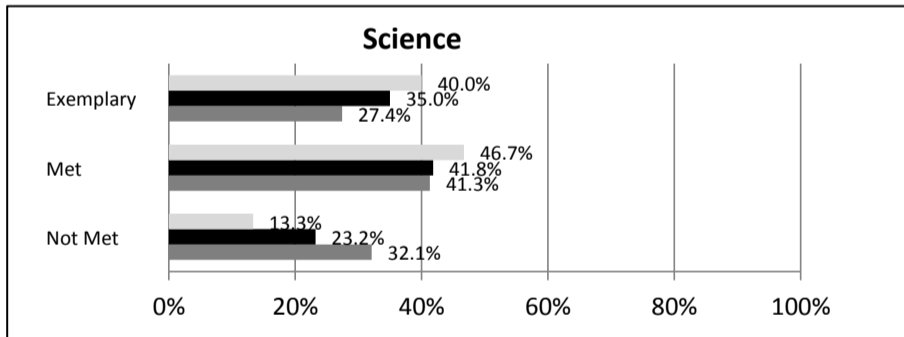
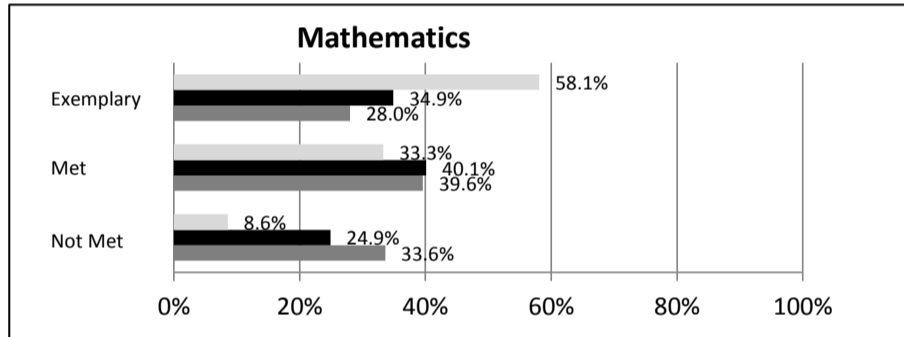
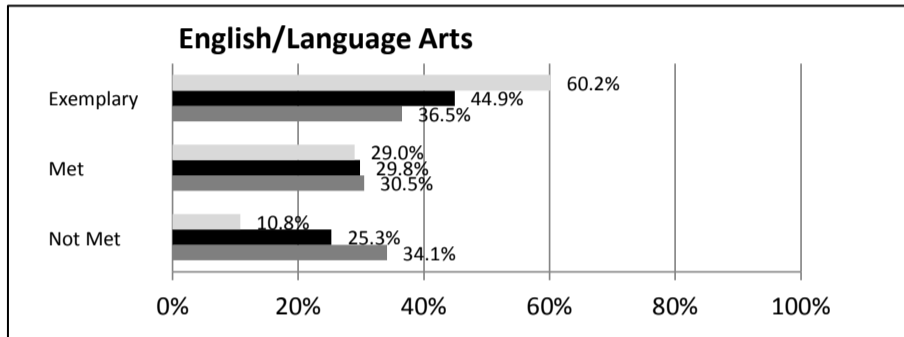
ABSOLUTE RATINGS OF MIDDLE SCHOOLS WITH STUDENTS LIKE OURS*

EXCELLENT	GOOD	AVERAGE	BELOW AVERAGE	AT-RISK
19	14	9	1	0

* Ratings are calculated with data available by 04/27/2015. Schools with Students Like Ours are Middle Schools with Poverty Indices of no more than 5% above or below the index for this school.


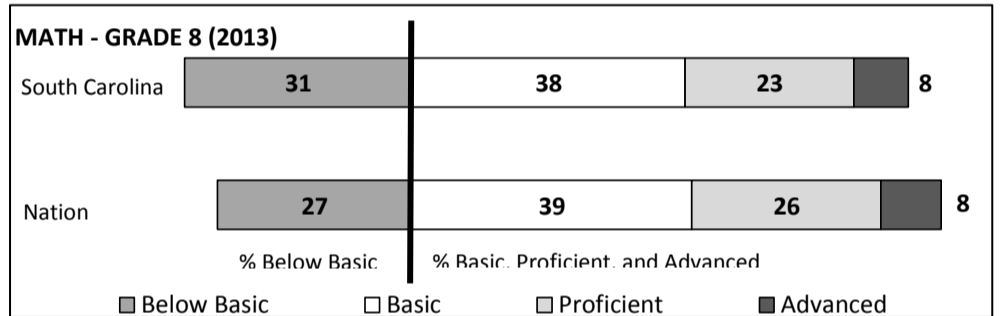

SC PASS PERFORMANCE

Our School Middle Schools with Students Like Ours Middle Schools Statewide



NAEP*

*Performance reported for SC and nation, data not available at school level. Percentages at NAEP Achievement Levels.



END OF COURSE TESTS - 2014

% of Students scoring 70 or above on:	Our Middle School	Middle Schools with Students Like Ours
Algebra 1/Math for the Technologies 2	100.0%	98.4%
English 1	N/A	94.3%
Biology 1	N/A	N/A
US History and the Constitution	N/A	0.0%
All Subjects	100.0%	98.0%

SC PERFORMANCE VISION

By 2020 all students will graduate with the knowledge and skills necessary to compete successfully in the global economy, participate in a democratic society and contribute positively as members of families and communities.

Abbreviations Key

N/A-Not Applicable N/AV-Not Available N/C-Not Collected N/R-Not Reported I/S-Insufficient Sample TBD-To Be Determined

Spartanburg Preparatory School

SCHOOL PROFILE

	Our School	Change from Last Year	Middle Schools with Students Like Ours	Median Middle Schools
Students (n = 373)				
Students Enrolled in high school credit courses (grades 7 & 8)	14.0%	Down from 14.1%	31.5%	26.0%
Retention rate	1.9%	Down from 2.4%	0.4%	0.6%
Attendance rate	96.4%	Down from 96.5%	96.6%	96.2%
Served by gifted and talented program	11.7%	Up from 11.1%	24.6%	19.4%
With disabilities	11.9%	Up from 11.7%	11.7%	12.8%
Older than usual for grade	4.7%	Up from 4.2%	3.0%	4.5%
Out-of-school suspensions or expulsions for violent and/or criminal offenses	0.0%	No change	0.3%	0.4%
Annual dropout rate	0.0%	No change	0.0%	0.0%
Teachers (n = 29)				
Teachers with advanced degrees	48.3%	Down from 55.2%	64.0%	61.3%
Continuing contract teachers	65.5%	Up from 51.7%	78.0%	75.9%
Teachers returning from previous year	83.0%	Up from 79.4%	87.0%	85.4%
Teacher attendance rate	97.7%	Down from 98.9%	95.5%	95.2%
Average teacher salary*	\$41,741	Up 4.9%	\$48,833	\$47,081
Classes not taught by highly qualified teachers	13.2%	Down from 15.6%	3.8%	5.8%
Professional development days/teacher	10.0 days	Up from 7.6 days	10.2 days	10.6 days
School				
Principal's years at school	5.0	Up from 4.0	3.0	3.0
Student-teacher ratio in core subjects	11.2 to 1	Down from 18.5 to 1	22.1 to 1	21.5 to 1
Prime instructional time	94.0%	Down from 94.6%	90.8%	90.1%
Opportunities in the arts	Good	No change	Excellent	Good
SACS accreditation	No	No change	Yes	Yes
Parents attending conferences	100.0%	No change	99.1%	99.0%
Character development program	Excellent	Up from Good	Good	Good
Dollars spent per pupil**	\$8,059	Up 6.8%	\$7,284	\$7,616
Percent of expenditures for instruction**	57.3%	Down from 58.0%	63.4%	62.0%
Percent of expenditures for teacher salaries**	51.6%	Down from 52.0%	62.6%	61.3%
ESEA composite index score	98.3	Up from 97.8	84.2	77.9

* Length of contract = 185+ days.

**Prior year audited financial data available.

EVALUATION RESULTS


	Teachers	Students*	Parents*
Number of surveys returned	32	22	15
Percent satisfied with learning environment	93.8%	81.9%	100.0%
Percent satisfied with social and physical environment	93.7%	95.5%	100.0%
Percent satisfied with school-home relations	96.9%	95.4%	85.7%

*Only students at the highest middle school grade level at this school and their parents were included.

Comprehensive detail, including definitions of ratings, performance criteria, and explanations of status, is available on www.ed.sc.gov and www.eoc.sc.gov as well as school and school district websites.

Printed versions are available from school districts upon request.

REPORT OF PRINCIPAL AND SCHOOL IMPROVEMENT COUNCIL

Spartanburg Preparatory School is a tuition free public school located in the downtown area of Spartanburg, South Carolina. The school received "A's" on both the 2011-2012 and 2012-2013 State Report Cards and won Palmetto Gold Awards for academic achievement at both the elementary and middle school levels. Spartanburg Preparatory School also won Palmetto Silver Awards for "Closing the Achievement Gap" at both the elementary and middle school levels during these same time periods. In December of 2013, Spartanburg Preparatory School was chosen as one of eleven public school in the United States to be designated as a Blue Ribbon Lighthouse School. 

The school's Principal is Dr. John von Rohr, the Chair of the Board of Directors is Mr. Matt Gilley.

Abbreviations Key

N/A-Not Applicable

N/AV-Not Available

N/C-Not Collected

N/R-Not Reported

I/S-Insufficient Sample

TBD-To Be Determined