



# SC Annual School Report Card Summary

Calhoun Falls Charter School

Grades: 6-12 Enrollment: 179  
 Principal: Deirdre McCullough  
 Superintendent: Wayne Brazell, Ph. D.  
 Board Chair: Don McLaurin

## PERFORMANCE

Comprehensive detail, including definitions of ratings, performance criteria, and explanations of status, is available on [www.ed.sc.gov](http://www.ed.sc.gov) and [www.eoc.sc.gov](http://www.eoc.sc.gov) as well as school and school district websites. Printed versions are available from school districts upon request.

YEAR	ABSOLUTE RATING	GROWTH RATING	PALMETTO GOLD AND SILVER AWARD		ESEA/FEDERAL ACCOUNTABILITY RATING SYSTEM	
			General Performance	Closing the Gap	ESEA Grade	Accountability Indicator
2014	Average	Average	TBD	TBD	B	Reward
2013	Average	Average	GOLD	N/A	A	Reward
2012	Average	Excellent	GOLD	N/A	A	N/A

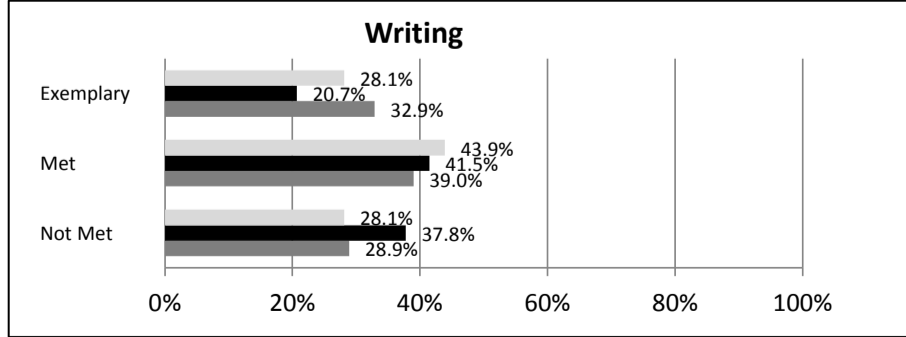
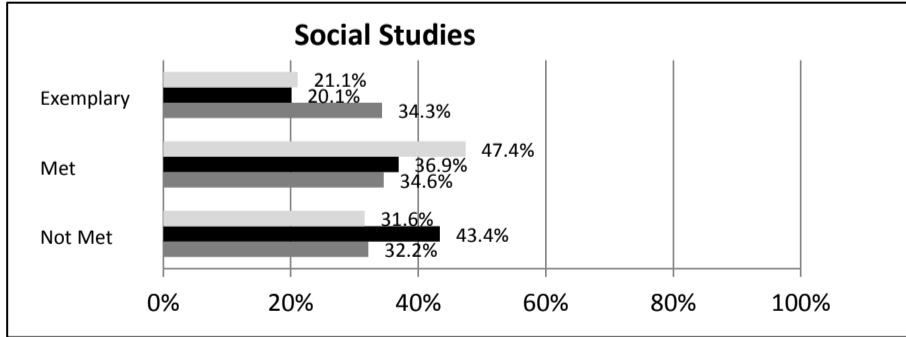
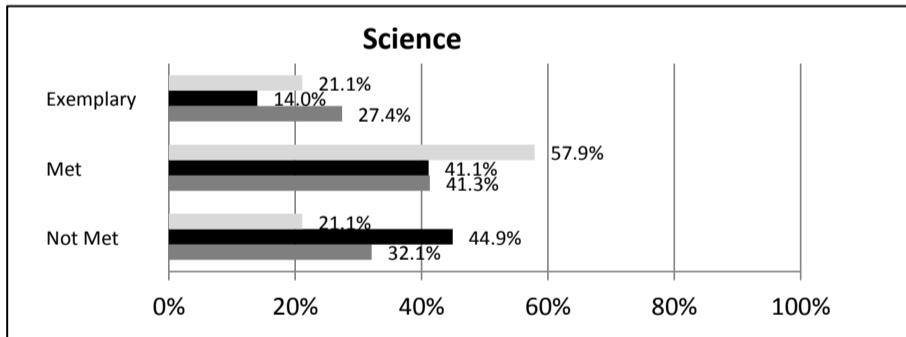
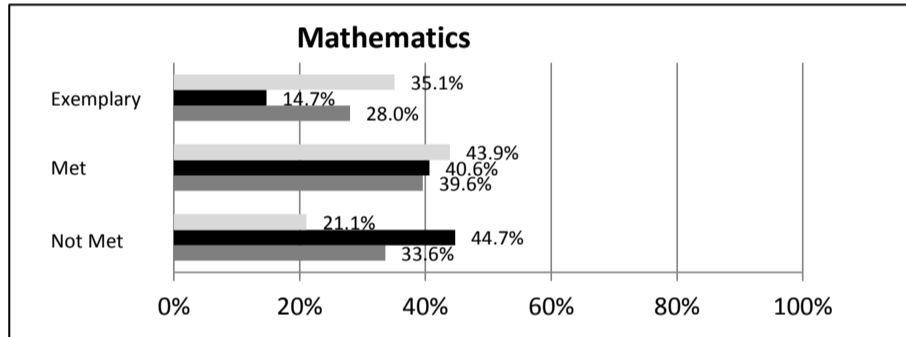
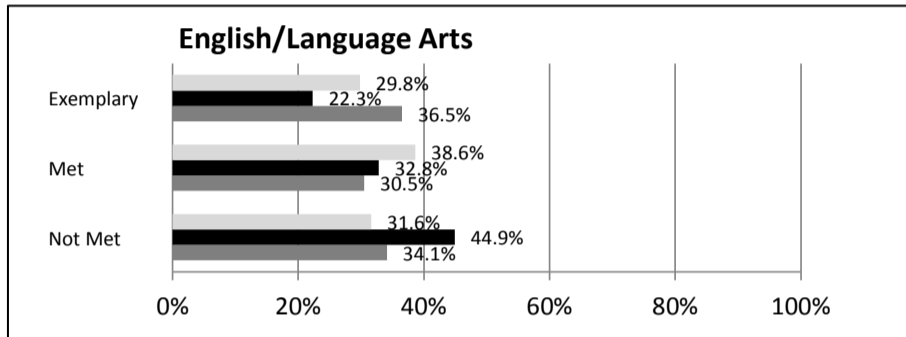
### ABSOLUTE RATINGS OF MIDDLE SCHOOLS WITH STUDENTS LIKE OURS\*

EXCELLENT	GOOD	AVERAGE	BELOW AVERAGE	AT-RISK
0	0	33	23	6

\* Ratings are calculated with data available by 04/27/2015. Schools with Students Like Ours are Middle Schools with Poverty Indices of no more than 5% above or below the index for this school.


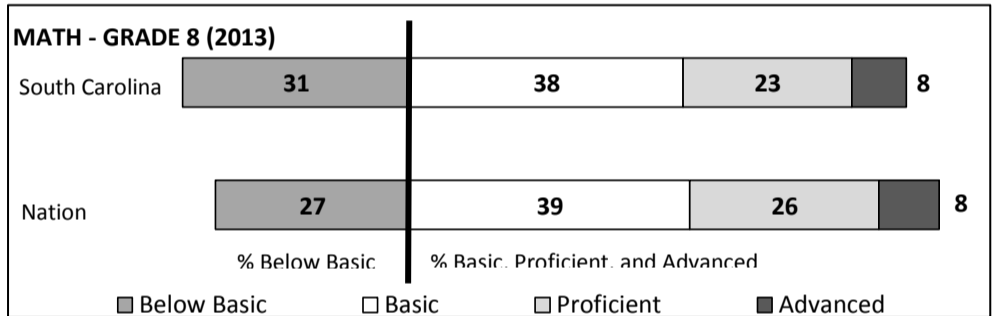
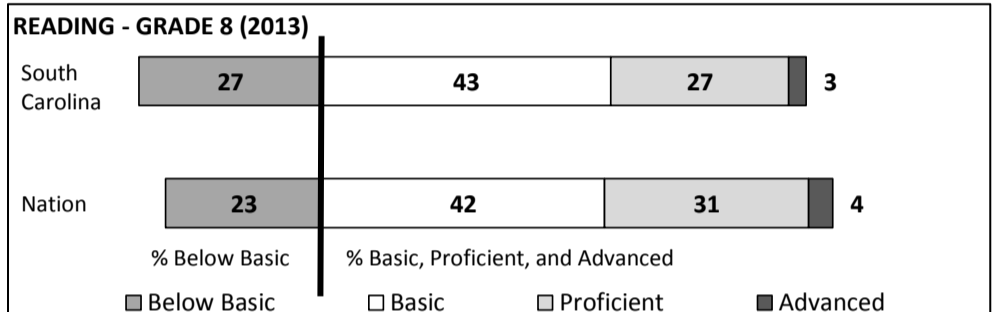
### SC PASS PERFORMANCE

Our School Middle Schools with Students Like Ours Middle Schools Statewide



### NAEP\*

\*Performance reported for SC and nation, data not available at school level. Percentages at NAEP Achievement Levels.



### END OF COURSE TESTS - 2014

% of Students scoring 70 or above on:	Our Middle School	Middle Schools with Students Like Ours
Algebra 1/Math for the Technologies 2	100.0%	95.3%
English 1	100.0%	92.3%
Biology 1	N/A	N/A
US History and the Constitution	N/A	N/A
All Subjects	100.0%	94.6%

### SC PERFORMANCE VISION

By 2020 all students will graduate with the knowledge and skills necessary to compete successfully in the global economy, participate in a democratic society and contribute positively as members of families and communities.

### Abbreviations Key

N/A-Not Applicable N/AV-Not Available N/C-Not Collected N/R-Not Reported I/S-Insufficient Sample TBD-To Be Determined

# Calhoun Falls Charter School

## SCHOOL PROFILE

	Our School	Change from Last Year	Middle Schools with Students Like Ours	Median Middle Schools
<b>Students (n = 179)</b>				
Students Enrolled in high school credit courses (grades 7 & 8)	14.6%	Up from 7.9%	18.3%	26.0%
Retention rate	1.1%	Up from 0.0%	1.0%	0.6%
Attendance rate	95.3%	Down from 95.8%	95.7%	96.2%
Served by gifted and talented program	0.0%	No change	11.4%	19.4%
With disabilities	4.5%	Down from 5.3%	15.0%	12.8%
Older than usual for grade	9.0%	Up from 8.0%	6.2%	4.5%
Out-of-school suspensions or expulsions for violent and/or criminal offenses	1.1%	Up from 0.5%	0.9%	0.4%
Annual dropout rate	0.0%	No change	0.0%	0.0%
<b>Teachers (n = 25)</b>				
Teachers with advanced degrees	24.0%	Down from 30.4%	59.1%	61.3%
Continuing contract teachers	56.0%	Down from 65.2%	68.8%	75.9%
Teachers returning from previous year	90.6%	Up from 88.7%	80.6%	85.4%
Teacher attendance rate	96.1%	Down from 99.8%	95.1%	95.2%
Average teacher salary*	\$36,278	Up 0.6%	\$45,841	\$47,081
Classes not taught by highly qualified teachers	8.8%	Up from 3.1%	9.3%	5.8%
Professional development days/teacher	5.7 days	Down from 8.7 days	11.4 days	10.6 days
<b>School</b>				
Principal's years at school	6.0	Up from 5.0	3.0	3.0
Student-teacher ratio in core subjects	16.8 to 1	Down from 17.1 to 1	19.8 to 1	21.5 to 1
Prime instructional time	91.1%	Down from 95.4%	89.6%	90.1%
Opportunities in the arts	Poor	Down from Fair	Good	Good
SACS accreditation	No	No change	Yes	Yes
Parents attending conferences	73.0%	Down from 96.1%	97.9%	99.0%
Character development program	Below Average	Down from Excellent	Good	Good
Dollars spent per pupil**	\$12,190	Up 26.0%	\$8,586	\$7,616
Percent of expenditures for instruction**	64.7%	Up from 62.0%	58.8%	62.0%
Percent of expenditures for teacher salaries**	52.5%	Up from 52.0%	58.0%	61.3%
ESEA composite index score	87.0	Down from 94.9	62.2	77.9

\* Length of contract = 185+ days.

\*\*Prior year audited financial data available.

## EVALUATION RESULTS

	Teachers	Students*	Parents*
Number of surveys returned	N/A	N/A	N/A
Percent satisfied with learning environment	N/A	N/A	N/A
Percent satisfied with social and physical environment	N/A	N/A	N/A
Percent satisfied with school-home relations	N/A	N/A	N/A

\*Only students at the highest middle school grade level at this school and their parents were included.

Comprehensive detail, including definitions of ratings, performance criteria, and explanations of status, is available on [www.ed.sc.gov](http://www.ed.sc.gov) and [www.eoc.sc.gov](http://www.eoc.sc.gov) as well as school and school district websites.

Printed versions are available from school districts upon request.

## REPORT OF PRINCIPAL AND SCHOOL IMPROVEMENT COUNCIL

CFCS continues to pursue academic excellence at the local, state, and national levels. For the second consecutive year, CFCS earned the Palmetto Gold Award, recognition as the Lakelands' Top Middle School, and another "A" Federal Accountability grade. The school also received the National Beta School of Distinction Award, along with being named a Title I Reward School.

The CFCS Class of 2014 consisted of 24 graduates, earning over \$891,694 in scholarships. Fourteen graduates received Life Scholarships. Eight graduates plan to attend a four-year college or university, 15 will attend a technical school, and 1 joined the US Army. CFCS juniors and seniors earned 174 dual credit hours this year through Lander University and Piedmont Technical College.

For the fifth consecutive year, a CFCS student was named the South Carolina Public Charter School District's "Outstanding High School Student of the Year." For the second consecutive year, CFCS's FFA Chapter was awarded their second consecutive Gold Emblem Chapter Award. Both the boy's basketball and boy's track teams won CFCS's first region titles. Three students were named to SC's All State Basketball Team. One was invited to play in SC's North-South basketball game, and another was invited to play in the prestigious North Carolina-South Carolina basketball game. The boy's baseball and girls' basketball teams also advanced to the first round of the state play-offs.

Over 100 students participated in CFCS's service learning program, logging 2,593 volunteer hours within the school, community, and surrounding areas. Student organizations such as the FFA and Beta Club sponsored several successful food drives, while other groups/individuals participated in fundraising events for Relay for Life and March of Dimes.

At CFCS, we are proud of our accomplishments and excited about the future. With the continued support of parents, community members, and business partners, we will continue to be a "School of Excellence."

Principal, Deirdre McCullough

SIC Chairperson, Karen Ashley

### Abbreviations Key

N/A-Not Applicable

N/AV-Not Available

N/C-Not Collected

N/R-Not Reported

I/S-Insufficient Sample

TBD-To Be Determined