



# SC Annual School Report Card Summary

Springfield Middle

YORK 4

Grades: 6-8

Enrollment: 719

Principal: Keith Griffin

Superintendent: Dr. James N. Epps, Jr.

Board Chair: Patrick White

## PERFORMANCE

Comprehensive detail, including definitions of ratings, performance criteria, and explanations of status, is available on [www.ed.sc.gov](http://www.ed.sc.gov) and [www.eoc.sc.gov](http://www.eoc.sc.gov) as well as school and school district websites. Printed versions are available from school districts upon request.

YEAR	ABSOLUTE RATING	GROWTH RATING	PALMETTO GOLD AND SILVER AWARD		ESEA/FEDERAL ACCOUNTABILITY RATING SYSTEM	
			General Performance	Closing the Gap	ESEA Grade	Accountability Indicator
2014	Excellent	Excellent	TBD	TBD	B	N/A
2013	Excellent	Good	GOLD	N/A	A	N/A
2012	Excellent	Excellent	GOLD	N/A	A	N/A

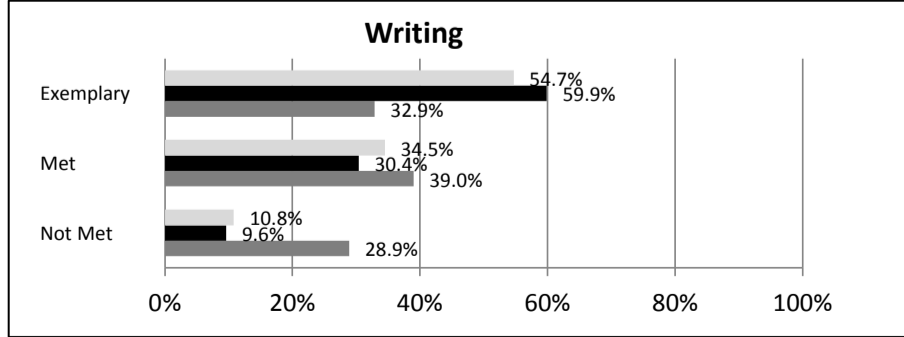
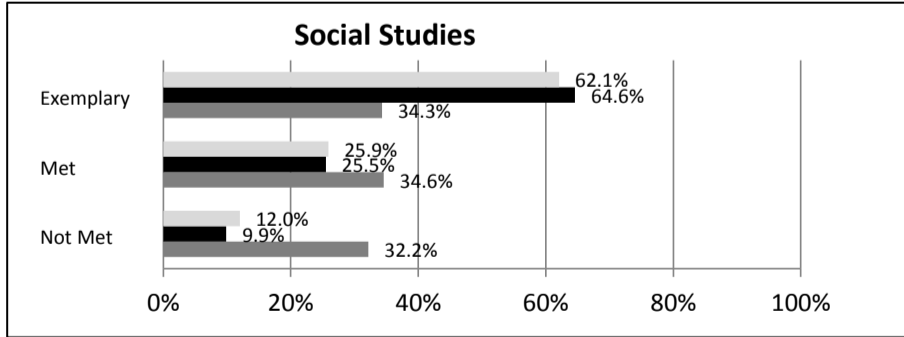
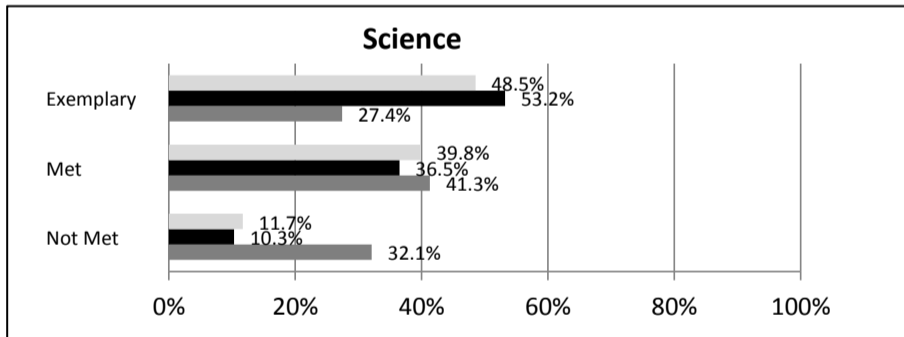
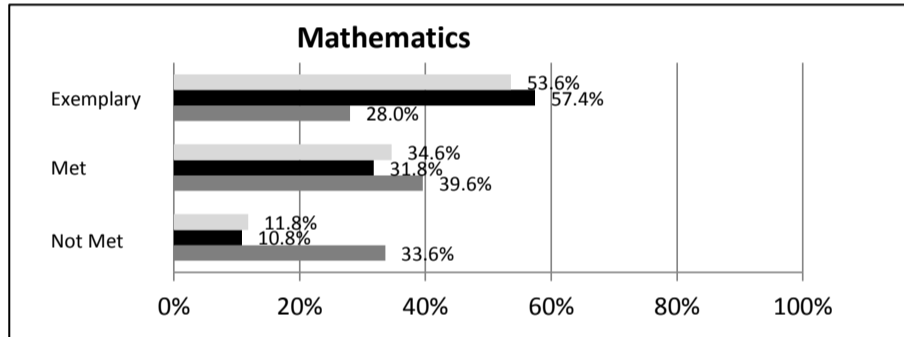
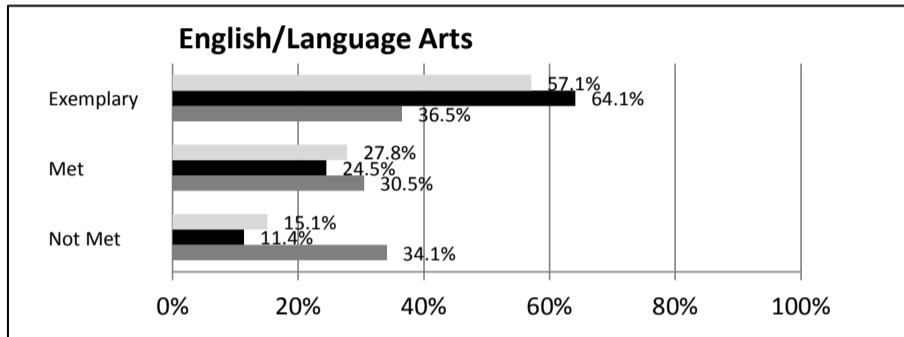
## ABSOLUTE RATINGS OF MIDDLE SCHOOLS WITH STUDENTS LIKE OURS\*

EXCELLENT	GOOD	AVERAGE	BELOW AVERAGE	AT-RISK
12	0	0	0	0

\* Ratings are calculated with data available by 04/27/2015. Schools with Students Like Ours are Middle Schools with Poverty Indices of no more than 5% above or below the index for this school.


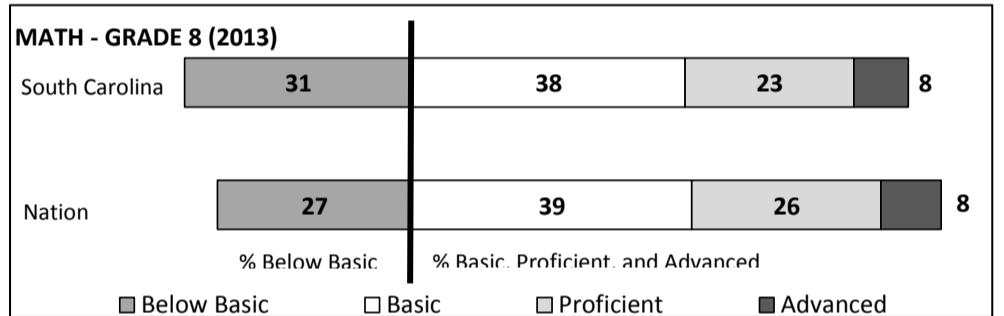

## SC PASS PERFORMANCE

Our School Middle Schools with Students Like Ours Middle Schools Statewide



## NAEP\*

\*Performance reported for SC and nation, data not available at school level. Percentages at NAEP Achievement Levels.



## END OF COURSE TESTS - 2014

% of Students scoring 70 or above on:	Our Middle School	Middle Schools with Students Like Ours
Algebra 1/Math for the Technologies 2	100.0%	99.9%
English 1	100.0%	99.4%
Biology 1	N/A	N/A
US History and the Constitution	N/A	N/A
All Subjects	100.0%	99.7%

## SC PERFORMANCE VISION

By 2020 all students will graduate with the knowledge and skills necessary to compete successfully in the global economy, participate in a democratic society and contribute positively as members of families and communities.

## Abbreviations Key

N/A-Not Applicable

N/AV-Not Available

N/C-Not Collected

N/R-Not Reported

I/S-Insufficient Sample

TBD-To Be Determined

**Springfield Middle  
YORK 4**

**SCHOOL PROFILE**

	Our School	Change from Last Year	Middle Schools with Students Like Ours	Median Middle Schools
<b>Students (n = 719)</b>				
Students Enrolled in high school credit courses (grades 7 & 8)	21.3%	Down from 22.2%	32.8%	26.0%
Retention rate	0.1%	No change	0.4%	0.6%
Attendance rate	96.3%	Up from 96.0%	96.4%	96.2%
Served by gifted and talented program	39.1%	Down from 41.5%	41.8%	19.4%
With disabilities	7.6%	Up from 7.4%	7.6%	12.8%
Older than usual for grade	1.2%	Down from 1.5%	1.5%	4.5%
Out-of-school suspensions or expulsions for violent and/or criminal offenses	0.1%	Down from 1.0%	0.2%	0.4%
Annual dropout rate	0.0%	No change	0.0%	0.0%
<b>Teachers (n = 46)</b>				
Teachers with advanced degrees	56.5%	Down from 63.8%	63.5%	61.3%
Continuing contract teachers	80.4%	Down from 87.2%	80.7%	75.9%
Teachers returning from previous year	88.2%	Down from 89.3%	89.1%	85.4%
Teacher attendance rate	95.7%	Up from 95.1%	95.5%	95.2%
Average teacher salary*	\$54,053	Down 0.6%	\$50,062	\$47,081
Classes not taught by highly qualified teachers	3.3%	Down from 3.9%	1.4%	5.8%
Professional development days/teacher	11.5 days	Up from 10.0 days	11.1 days	10.6 days
<b>School</b>				
Principal's years at school	8.0	Up from 7.0	3.0	3.0
Student-teacher ratio in core subjects	22.7 to 1	No change	23.8 to 1	21.5 to 1
Prime instructional time	90.4%	Up from 90.0%	90.6%	90.1%
Opportunities in the arts	Excellent	No change	Excellent	Good
SACS accreditation	Yes	No change	Yes	Yes
Parents attending conferences	97.5%	Down from 98.5%	99.9%	99.0%
Character development program	Good	No change	Excellent	Good
Dollars spent per pupil**	\$7,201	Down 1.0%	\$7,201	\$7,616
Percent of expenditures for instruction**	66.9%	Down from 67.0%	66.0%	62.0%
Percent of expenditures for teacher salaries**	66.3%	Up from 66.0%	65.8%	61.3%
ESEA composite index score	88.4	Down from 91.3	89.8	77.9

\* Length of contract = 185+ days.

\*\*Prior year audited financial data available.

**EVALUATION RESULTS**

	Teachers	Students*	Parents*
Number of surveys returned	32	242	65
Percent satisfied with learning environment	96.9%	74.3%	95.4%
Percent satisfied with social and physical environment	100.0%	76.5%	90.8%
Percent satisfied with school-home relations	93.8%	85.9%	86.2%

\*Only students at the highest middle school grade level at this school and their parents were included.

Comprehensive detail, including definitions of ratings, performance criteria, and explanations of status, is available on [www.ed.sc.gov](http://www.ed.sc.gov) and [www.eoc.sc.gov](http://www.eoc.sc.gov) as well as school and school district websites.

Printed versions are available from school districts upon request.

**REPORT OF PRINCIPAL AND SCHOOL IMPROVEMENT COUNCIL**

The 2013-2014 school year was a very exciting one at Springfield Middle School. Our faculty, staff, students, and parent organizations experienced a great deal of success in academics, the arts, athletics, and various service learning projects during the school year.

Some of the year's successes are listed below:

Gold Award Winner for General Performance related to our 2012-2013 PASS scores.

Continued to be a Partner School with Winthrop University through a grant called NetSCOPE. Allows us to help train future teachers through Winthrop internship.

The SMS Beta Club devoted many hours of community service. They also solicited numerous donations from students and staff to give to charities.

Three All State Band Members, 25 All Region Band Members, 25 York County Band

Band had an Overall Superior Rating at the SCBDA Concert Band Festival.

Band received 25 Superior & 7 Excellent ratings at the SC Band Directors Festival.

Band trip to Orlando– Participated on City Walk at Universal Studios.

Our honors choir or SOL has 43 members this year. They performed at Universal Studios in Orlando, performed for SMS during the Holiday Assembly, and performed during the Black History Month Assembly.

Job shadowing-8th grade students, virtual shadowing- 6th grade was on March 28th.

7th grade participated in district-wide career fair at Springfield Middle on November 1st.

Our students were involved in many successful fundraising ventures such as the Pasta for Pennies, Juvenile Diabetes Research Foundation (JDRF), food collection, Children’s Attention Home, and clothes closet donations. (\$5693.62 in monetary donations to Leukemia and Lymphoma Society)

A teacher was selected as one of the 50 Siemens STEM Institute Fellows, and participated in the 2013 Siemens STEM Institute at Discovery Communications Headquarters in Silver Spring, Maryland this past August.

Foundation for Fort Mill Schools Grant Teacher Winner— “The Journey North”

Dance Team won the academic award for all sports teams at SMS with the highest grade point average.

The following athletic teams won the Eastern Division Championships in the York County Middle School Conference; 8th Grade Football, 7th Grade Girls Basketball, 7th Grade Boys Basketball, 8th Grade Boys Basketball, and Girls Track.

We had a school-wide Cultural Festival called “Celebrating Our

**Abbreviations Key**

**N/A**-Not Applicable

**N/AV**-Not Available

**N/C**-Not Collected

**N/R**-Not Reported

**I/S**-Insufficient Sample

**TBD**-To Be Determined