



SC Annual School Report Card Summary

Gold Hill Middle School

YORK 4

Grades: 6-8

Enrollment: 701

Principal: Matthew Wallace

Superintendent: Dr. James N. Epps, Jr.

Board Chair: Patrick White

PERFORMANCE

Comprehensive detail, including definitions of ratings, performance criteria, and explanations of status, is available on www.ed.sc.gov and www.eoc.sc.gov as well as school and school district websites. Printed versions are available from school districts upon request.

YEAR	ABSOLUTE RATING	GROWTH RATING	PALMETTO GOLD AND SILVER AWARD		ESEA/FEDERAL ACCOUNTABILITY RATING SYSTEM	
			General Performance	Closing the Gap	ESEA Grade	Accountability Indicator
2014	Excellent	Excellent	TBD	TBD	A	N/A
2013	Excellent	Good	GOLD	N/A	A	N/A
2012	Excellent	Excellent	GOLD	SILVER	A	N/A

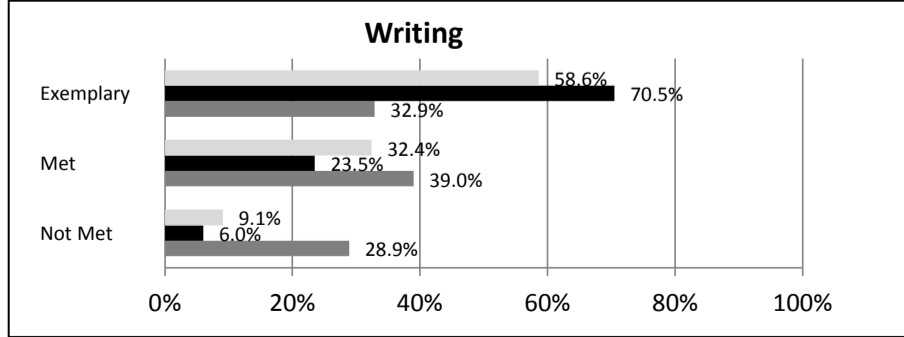
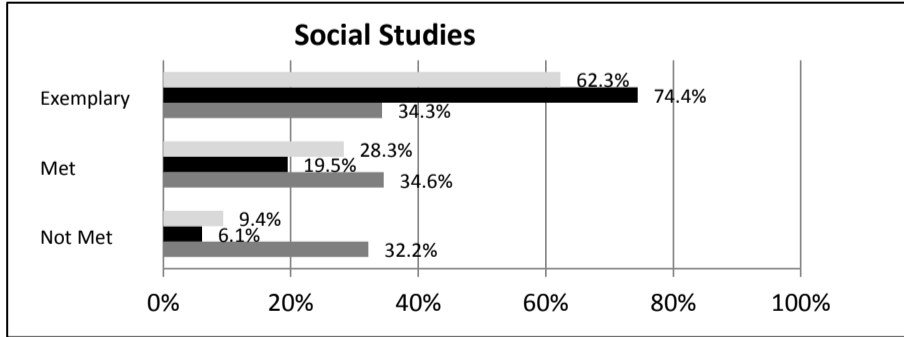
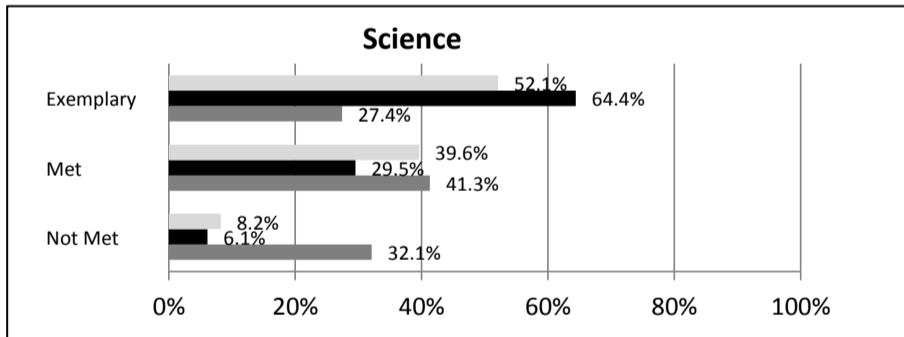
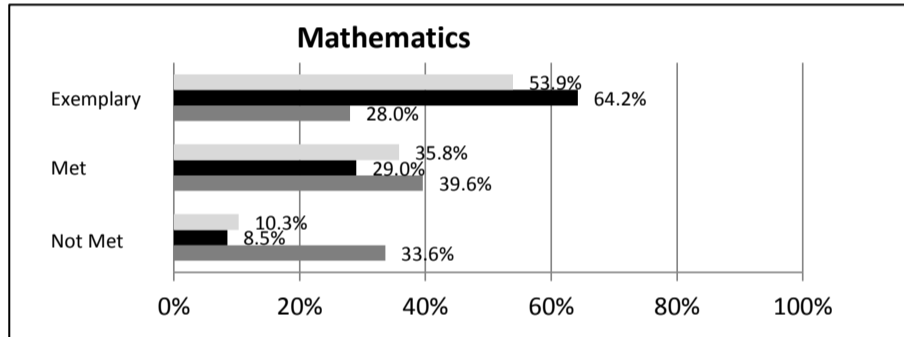
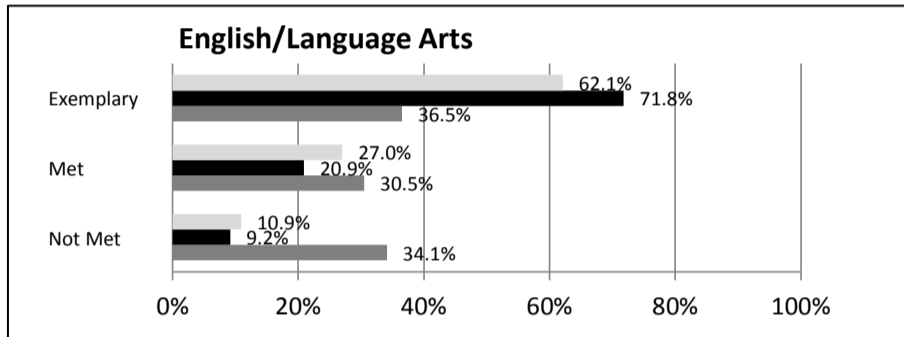
ABSOLUTE RATINGS OF MIDDLE SCHOOLS WITH STUDENTS LIKE OURS*

EXCELLENT	GOOD	AVERAGE	BELOW AVERAGE	AT-RISK
5	0	0	0	0

* Ratings are calculated with data available by 04/27/2015. Schools with Students Like Ours are Middle Schools with Poverty Indices of no more than 5% above or below the index for this school.


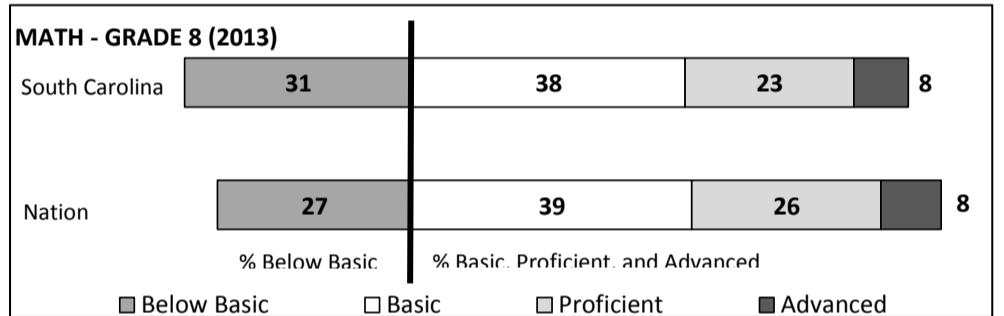

SC PASS PERFORMANCE

Our School Middle Schools with Students Like Ours Middle Schools Statewide



NAEP*

*Performance reported for SC and nation, data not available at school level. Percentages at NAEP Achievement Levels.



END OF COURSE TESTS - 2014

% of Students scoring 70 or above on:	Our Middle School	Middle Schools with Students Like Ours
Algebra 1/Math for the Technologies 2	100.0%	99.7%
English 1	100.0%	100.0%
Biology 1	N/A	N/A
US History and the Constitution	N/A	N/A
All Subjects	100.0%	99.9%

SC PERFORMANCE VISION

By 2020 all students will graduate with the knowledge and skills necessary to compete successfully in the global economy, participate in a democratic society and contribute positively as members of families and communities.

Abbreviations Key

N/A-Not Applicable

N/AV-Not Available

N/C-Not Collected

N/R-Not Reported

I/S-Insufficient Sample

TBD-To Be Determined

**Gold Hill Middle School
YORK 4**

SCHOOL PROFILE

	Our School	Change from Last Year	Middle Schools with Students Like Ours	Median Middle Schools
Students (n = 701)				
Students Enrolled in high school credit courses (grades 7 & 8)	23.3%	Up from 22.8%	48.6%	26.0%
Retention rate	0.4%	Up from 0.0%	0.0%	0.6%
Attendance rate	96.1%	Up from 95.9%	97.1%	96.2%
Served by gifted and talented program	44.8%	Down from 45.2%	43.9%	19.4%
With disabilities	8.9%	Down from 9.4%	6.5%	12.8%
Older than usual for grade	0.7%	Up from 0.4%	0.4%	4.5%
Out-of-school suspensions or expulsions for violent and/or criminal offenses	0.0%	No change	0.0%	0.4%
Annual dropout rate	0.0%	No change	0.0%	0.0%
Teachers (n = 46)				
Teachers with advanced degrees	69.6%	Up from 63.3%	64.5%	61.3%
Continuing contract teachers	82.6%	Down from 87.8%	77.5%	75.9%
Teachers returning from previous year	87.8%	Down from 90.3%	88.6%	85.4%
Teacher attendance rate	94.8%	Up from 94.6%	94.8%	95.2%
Average teacher salary*	\$52,152	Down 1.2%	\$46,439	\$47,081
Classes not taught by highly qualified teachers	2.6%	Down from 5.4%	3.0%	5.8%
Professional development days/teacher	9.5 days	Down from 10.1 days	8.1 days	10.6 days
School				
Principal's years at school	1.0	Down from 7.5	2.0	3.0
Student-teacher ratio in core subjects	21.9 to 1	Up from 19.4 to 1	24.2 to 1	21.5 to 1
Prime instructional time	89.6%	Up from 89.2%	89.8%	90.1%
Opportunities in the arts	Excellent	No change	Excellent	Good
SACS accreditation	Yes	No change	No	Yes
Parents attending conferences	92.9%	Down from 94.0%	99.8%	99.0%
Character development program	Excellent	No change	Excellent	Good
Dollars spent per pupil**	\$7,038	Up 13.7%	\$5,990	\$7,616
Percent of expenditures for instruction**	70.7%	Up from 70.0%	70.5%	62.0%
Percent of expenditures for teacher salaries**	69.5%	Up from 69.0%	69.5%	61.3%
ESEA composite index score	91.1	Down from 94.8	94.9	77.9

* Length of contract = 185+ days.

**Prior year audited financial data available.

EVALUATION RESULTS

	Teachers	Students*	Parents*
Number of surveys returned	25	228	127
Percent satisfied with learning environment	100.0%	75.9%	86.7%
Percent satisfied with social and physical environment	100.0%	78.8%	91.4%
Percent satisfied with school-home relations	100.0%	86.9%	71.9%

*Only students at the highest middle school grade level at this school and their parents were included.

Comprehensive detail, including definitions of ratings, performance criteria, and explanations of status, is available on www.ed.sc.gov and www.eoc.sc.gov as well as school and school district websites.

Printed versions are available from school districts upon request.

REPORT OF PRINCIPAL AND SCHOOL IMPROVEMENT COUNCIL

Gold Hill Middle School began the 2013-2014 school year with a new Principal and two new Assistant Principals. The primary administrative goal this year was to support teachers in a way that allowed their focus to be centered on teaching and student learning. In addition to our primary goal, the administrative team concentrated on improving school communication, supporting the integration of Common Core State Standards, evaluating all systems used at GHMS, defining our school's core beliefs, integrating new technology supplied by the FMSD, and working on school beautification projects that improve the overall school facility.☐

Gold Hill Middle School continued their tradition of academic excellence. GHMS is a 2013-2014 Palmetto Gold Recipient and had thirty-eight eighth grade students recognized as South Carolina Junior Scholars. GHMS also received a 2014 Making Middle Grades Work (MMGW) Depth of Implementation Award due to our emphasis on student engagement and academic rigor.☐

Gold Hill Middle School students value community service. The student body raised \$3,823.72 for a Breast Cancer Vaccine Fund, "Pennies for Prevention." Our students also raised over 2,300 cans of food for our Hunger Food Drive. ☐

A new mission statement was adopted this year and states, "The mission of Gold Hill Middle School is to continually provide learners with a rigorous education where all students are valued, and the faculty exhibits academic excellence by advancing knowledge through high expectations, collaboration, and engagement." The mission statement was developed collaboratively by the faculty, School Improvement Council (SIC) and PTA.☐

The faculty at Gold Hill Middle School received several honors for the 2013-2014 school year. Mrs. Kathryn Beebe was selected as the Teacher of the Year and Mrs. Neena Hudson was selected as the support staff of the year.☐

Gold Hill Middle School continued their incredible partnership with our community. A School Store and Credit Union were opened on campus. This venture is run by GHMS students, the PTA, and Founders Federal Credit Union. In addition, the PTA provided over \$11,000 dollars to GHMS for instruction and curriculum support. Finally, the athletic booster club provided a new sound system for our athletic field, built a new storage facility, and upgraded the team locker rooms.☐

The focus of the 2014-2015 school year will remain centered on high academic rigor and continued improvement of student learning. Gold Hill Middle School will also focus on increasing student engagement, increasing student involvement and teacher collaboration. Gold Hill Middle School will strive to continue the tradition of excellence expected in the Fort Mill School District.☐

Sharyn Lewis, Chair of the School Improvement Council☐

Matthew Wallace, Principal

Abbreviations Key

N/A-Not Applicable

N/AV-Not Available

N/C-Not Collected

N/R-Not Reported

I/S-Insufficient Sample

TBD-To Be Determined