



SC Annual School Report Card Summary

Fort Mill Middle School

YORK 4

Grades: 6-8

Enrollment: 614

Principal: Gregory Norton

Superintendent: Dr. James N. Epps, Jr.

Board Chair: Patrick White

PERFORMANCE

Comprehensive detail, including definitions of ratings, performance criteria, and explanations of status, is available on www.ed.sc.gov and www.eoc.sc.gov as well as school and school district websites. Printed versions are available from school districts upon request.

| YEAR | ABSOLUTE RATING | GROWTH RATING | PALMETTO GOLD AND SILVER AWARD | | ESEA/FEDERAL ACCOUNTABILITY RATING SYSTEM | |
|------|-----------------|---------------|--------------------------------|-----------------|---|--------------------------|
| | | | General Performance | Closing the Gap | ESEA Grade | Accountability Indicator |
| 2014 | Excellent | Excellent | TBD | TBD | B | N/A |
| 2013 | Excellent | Excellent | GOLD | N/A | A | N/A |
| 2012 | Excellent | Excellent | GOLD | N/A | A | N/A |

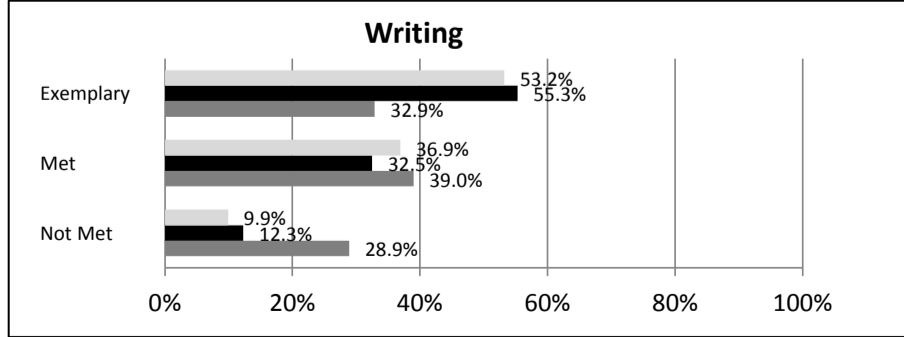
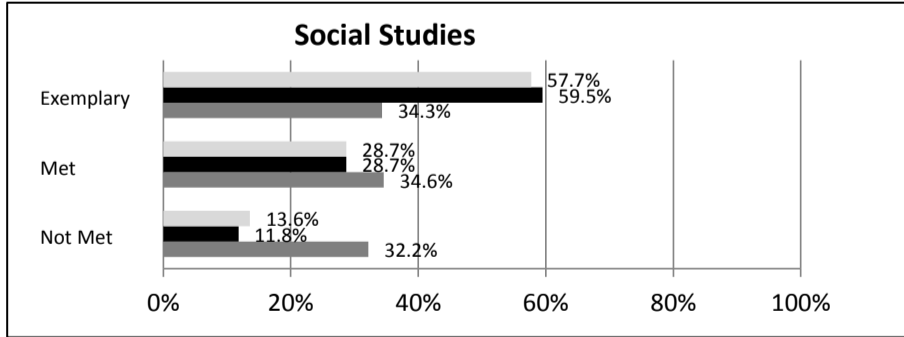
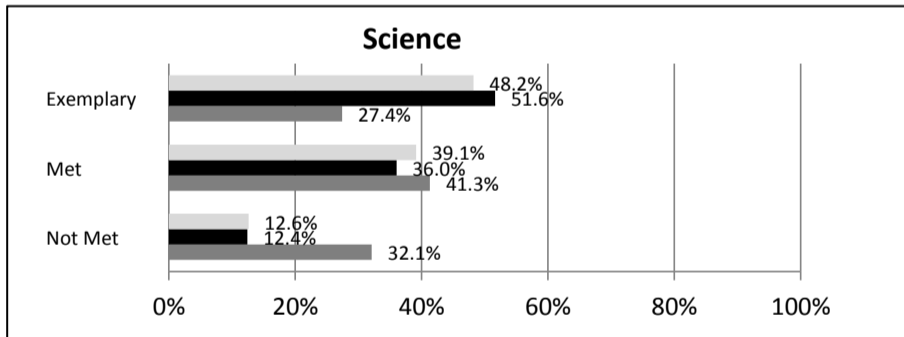
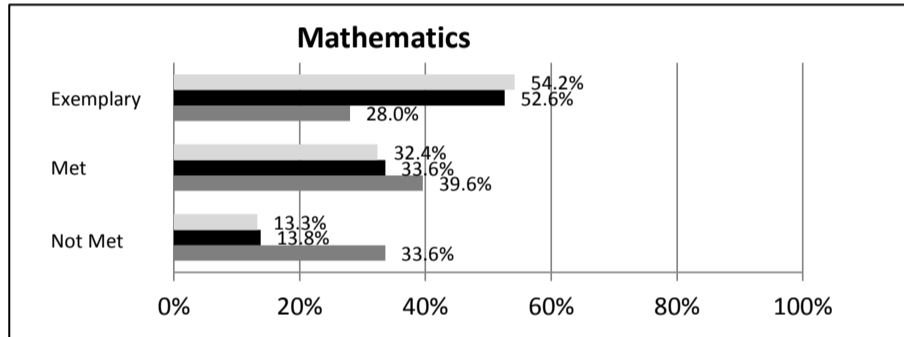
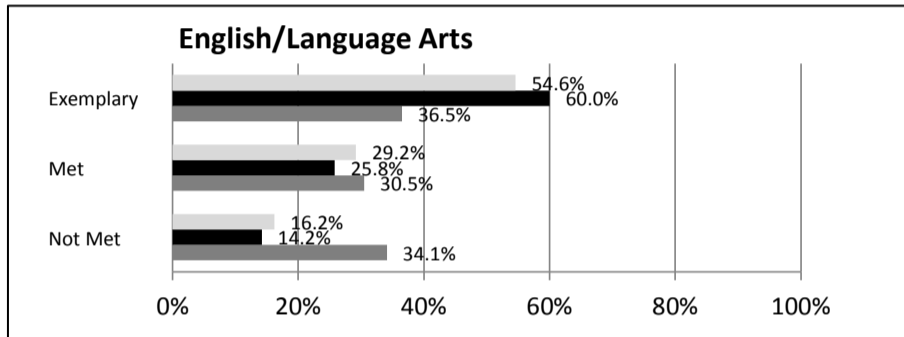
ABSOLUTE RATINGS OF MIDDLE SCHOOLS WITH STUDENTS LIKE OURS*

| EXCELLENT | GOOD | AVERAGE | BELOW AVERAGE | AT-RISK |
|-----------|------|---------|---------------|---------|
| 12 | 0 | 0 | 0 | 0 |

* Ratings are calculated with data available by 04/27/2015. Schools with Students Like Ours are Middle Schools with Poverty Indices of no more than 5% above or below the index for this school.


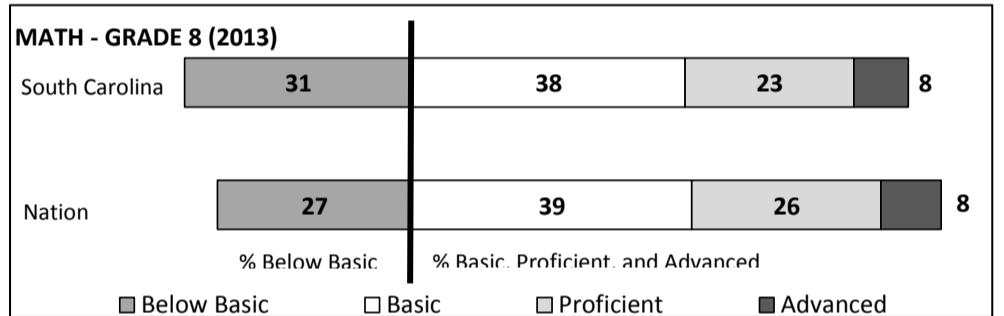

SC PASS PERFORMANCE

Our School Middle Schools with Students Like Ours Middle Schools Statewide



NAEP*

*Performance reported for SC and nation, data not available at school level. Percentages at NAEP Achievement Levels.



END OF COURSE TESTS - 2014

| % of Students scoring 70 or above on: | Our Middle School | Middle Schools with Students Like Ours |
|---------------------------------------|-------------------|--|
| Algebra 1/Math for the Technologies 2 | 100.0% | 99.9% |
| English 1 | 100.0% | 99.3% |
| Biology 1 | N/A | N/A |
| US History and the Constitution | N/A | N/A |
| All Subjects | 100.0% | 99.8% |

SC PERFORMANCE VISION

By 2020 all students will graduate with the knowledge and skills necessary to compete successfully in the global economy, participate in a democratic society and contribute positively as members of families and communities.

Abbreviations Key

N/A-Not Applicable

N/AV-Not Available

N/C-Not Collected

N/R-Not Reported

I/S-Insufficient Sample

TBD-To Be Determined

**Fort Mill Middle School
YORK 4**

SCHOOL PROFILE

| | Our School | Change from Last Year | Middle Schools with Students Like Ours | Median Middle Schools |
|--|------------|-----------------------|--|-----------------------|
| Students (n = 614) | | | | |
| Students Enrolled in high school credit courses (grades 7 & 8) | 20.8% | Down from 26.0% | 36.4% | 26.0% |
| Retention rate | 0.6% | Up from 0.2% | 0.4% | 0.6% |
| Attendance rate | 96.2% | Up from 96.1% | 96.3% | 96.2% |
| Served by gifted and talented program | 35.8% | Up from 34.2% | 38.2% | 19.4% |
| With disabilities | 12.1% | Up from 11.5% | 8.3% | 12.8% |
| Older than usual for grade | 2.4% | Up from 2.3% | 1.9% | 4.5% |
| Out-of-school suspensions or expulsions for violent and/or criminal offenses | 0.2% | Down from 2.3% | 0.4% | 0.4% |
| Annual dropout rate | 0.0% | No change | 0.0% | 0.0% |
| Teachers (n = 43) | | | | |
| Teachers with advanced degrees | 62.8% | Up from 61.5% | 61.3% | 61.3% |
| Continuing contract teachers | 88.4% | Down from 92.3% | 80.2% | 75.9% |
| Teachers returning from previous year | 86.2% | Up from 83.9% | 86.5% | 85.4% |
| Teacher attendance rate | 93.0% | Down from 94.9% | 95.8% | 95.2% |
| Average teacher salary* | \$55,134 | Up 1.9% | \$49,766 | \$47,081 |
| Classes not taught by highly qualified teachers | 4.1% | Up from 2.6% | 1.7% | 5.8% |
| Professional development days/teacher | 8.5 days | Down from 9.5 days | 11.3 days | 10.6 days |
| School | | | | |
| Principal's years at school | 6.0 | Up from 5.0 | 3.0 | 3.0 |
| Student-teacher ratio in core subjects | 20.9 to 1 | Down from 23.9 to 1 | 23.4 to 1 | 21.5 to 1 |
| Prime instructional time | 86.7% | Down from 89.9% | 91.1% | 90.1% |
| Opportunities in the arts | Excellent | No change | Excellent | Good |
| SACS accreditation | Yes | No change | Yes | Yes |
| Parents attending conferences | 94.2% | Down from 99.7% | 99.6% | 99.0% |
| Character development program | Good | No change | Excellent | Good |
| Dollars spent per pupil** | \$8,304 | Up 5.7% | \$8,304 | \$7,616 |
| Percent of expenditures for instruction** | 65.8% | Up from 65.0% | 66.9% | 62.0% |
| Percent of expenditures for teacher salaries** | 64.7% | Up from 64.0% | 66.1% | 61.3% |
| ESEA composite index score | 87.9 | Down from 91.2 | 88.8 | 77.9 |

* Length of contract = 185+ days.

**Prior year audited financial data available.

EVALUATION RESULTS

| | Teachers | Students* | Parents* |
|--|----------|-----------|----------|
| Number of surveys returned | 39 | 191 | 79 |
| Percent satisfied with learning environment | 97.4% | 76.9% | 96.2% |
| Percent satisfied with social and physical environment | 94.8% | 79.6% | 92.4% |
| Percent satisfied with school-home relations | 100.0% | 87.3% | 71.8% |

*Only students at the highest middle school grade level at this school and their parents were included.

Comprehensive detail, including definitions of ratings, performance criteria, and explanations of status, is available on www.ed.sc.gov and www.eoc.sc.gov as well as school and school district websites.

Printed versions are available from school districts upon request.

REPORT OF PRINCIPAL AND SCHOOL IMPROVEMENT COUNCIL

The 2013-14 school year included growth, opportunities, and unique successes for Fort Mill Middle School. For the fifth year in a row, FMMS was the proud recipient of the Palmetto Gold Award. This award was created for South Carolina schools attaining high levels of absolute performance, high rates of growth and substantial progress in closing achievement gaps among groups of students.

Our students continue to be academically challenged with rigorous and high quality instruction that meets their needs. With the continued addition of more school technology we have added a technology specialist who assists our teachers and students in taking advantage of our mobile labs, chromebooks, and ipads. Our students have used various applications and software programs including: Edmodo, Animoto, Remind 101, Quizlet, Khan Academy, Google Docs, and the Digits math curriculum. To enhance and improve our school's Language Arts program, we added an ELA specialist. The ELA specialist assisted in implementing our student-based iStations lab to help support reading. This specialist also worked with our faculty to improve writing and reading across the curriculum.

Our related arts department continues to enrich our school community through student led theater productions, awards, programs, and presentations. Our band received the Outstanding Performance Award given by the SCBDA. FMMS students participated in a school-wide Black History Month Festival that included guest speakers, an inventions museum, and samples of cultural cuisine.

To promote character education, leadership skills, and provide for a smooth transition to middle school for our sixth graders, we provided a four day summer bridges camp for selected rising 6th graders. Additionally, our school community accepted Rachel's Challenge. As part of this challenge, we developed F.O.R. Clubs. These clubs focus on creating a positive school climate by treating others with kindness and compassion. Our School Improvement Council has embraced the Rachel's Challenge program and is focused on sustaining this challenge on our campus and throughout our community so that FMMS continues to have a safe and healthy environment that encourages attendance and successful performance.

We continue to involve stakeholders in all aspects of our school through PTO, our athletic booster club, and our SIC.

FMMS will continue to promote rigor and relevance in academics and fine arts for the 2014-2015 school year.

Greg Norton, Principal, and Don Sain, School Improvement Council Chair

Abbreviations Key

N/A-Not Applicable

N/AV-Not Available

N/C-Not Collected

N/R-Not Reported

I/S-Insufficient Sample

TBD-To Be Determined