



SC Annual School Report Card Summary

Dutchman Creek Middle
YORK 3 - ROCK HILL
Grades: 6-8 Enrollment: 904
Principal: Norris Williams
Superintendent: Mr. John Taylor, Interim
Board Chair: Jim Vining

PERFORMANCE

Comprehensive detail, including definitions of ratings, performance criteria, and explanations of status, is available on www.ed.sc.gov and www.eoc.sc.gov as well as school and school district websites. Printed versions are available from school districts upon request.

YEAR	ABSOLUTE RATING	GROWTH RATING	PALMETTO GOLD AND SILVER AWARD		ESEA/FEDERAL ACCOUNTABILITY RATING SYSTEM	
			General Performance	Closing the Gap	ESEA Grade	Accountability Indicator
2014	Excellent	Excellent	TBD	TBD	B	N/A
2013	Excellent	Good	GOLD	N/A	A	N/A
2012	Excellent	Excellent	GOLD	N/A	B	N/A

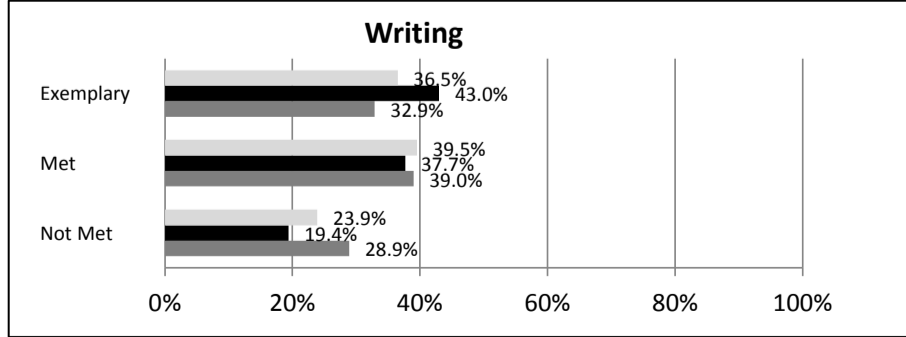
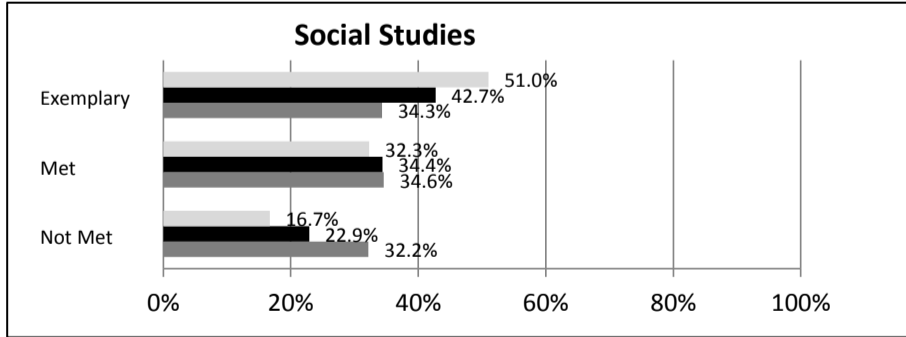
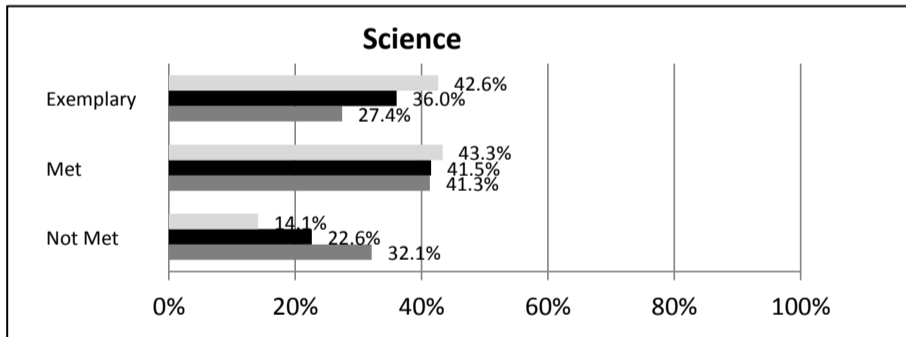
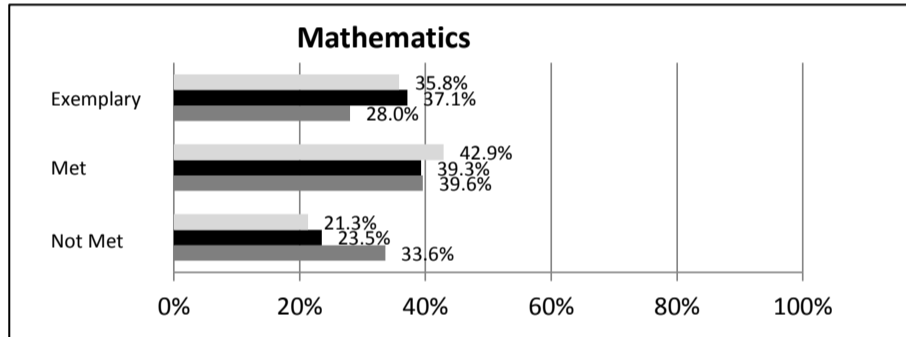
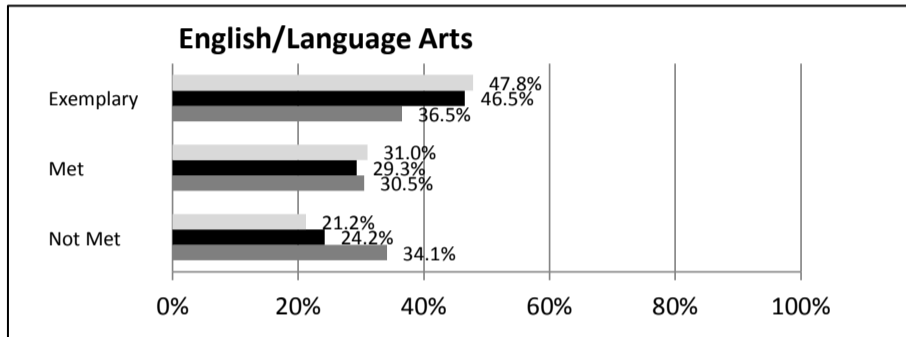
ABSOLUTE RATINGS OF MIDDLE SCHOOLS WITH STUDENTS LIKE OURS*

EXCELLENT	GOOD	AVERAGE	BELOW AVERAGE	AT-RISK
20	8	6	1	0

* Ratings are calculated with data available by 04/27/2015. Schools with Students Like Ours are Middle Schools with Poverty Indices of no more than 5% above or below the index for this school.


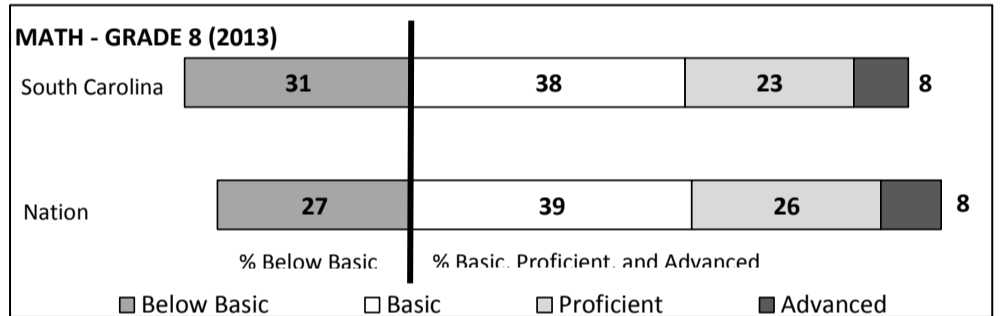

SC PASS PERFORMANCE

Our School Middle Schools with Students Like Ours Middle Schools Statewide



NAEP*

*Performance reported for SC and nation, data not available at school level. Percentages at NAEP Achievement Levels.



END OF COURSE TESTS - 2014

% of Students scoring 70 or above on:	Our Middle School	Middle Schools with Students Like Ours
Algebra 1/Math for the Technologies 2	99.1%	98.3%
English 1	96.4%	93.4%
Biology 1	N/A	N/A
US History and the Constitution	N/A	0.0%
All Subjects	97.6%	97.9%

SC PERFORMANCE VISION

By 2020 all students will graduate with the knowledge and skills necessary to compete successfully in the global economy, participate in a democratic society and contribute positively as members of families and communities.

Abbreviations Key

N/A-Not Applicable N/AV-Not Available N/C-Not Collected N/R-Not Reported I/S-Insufficient Sample TBD-To Be Determined

**Dutchman Creek Middle
YORK 3 - ROCK HILL**

SCHOOL PROFILE

	Our School	Change from Last Year	Middle Schools with Students Like Ours	Median Middle Schools
Students (n = 904)				
Students Enrolled in high school credit courses (grades 7 & 8)	42.8%	Up from 29.0%	40.2%	26.0%
Retention rate	0.3%	Up from 0.1%	0.3%	0.6%
Attendance rate	95.7%	Down from 96.8%	96.6%	96.2%
Served by gifted and talented program	25.9%	Up from 24.8%	26.5%	19.4%
With disabilities	12.2%	Down from 12.7%	11.4%	12.8%
Older than usual for grade	1.9%	Up from 1.7%	2.9%	4.5%
Out-of-school suspensions or expulsions for violent and/or criminal offenses	0.0%	No change	0.1%	0.4%
Annual dropout rate	0.0%	No change	0.0%	0.0%
Teachers (n = 51)				
Teachers with advanced degrees	76.5%	Up from 74.1%	66.1%	61.3%
Continuing contract teachers	74.5%	Up from 70.4%	77.6%	75.9%
Teachers returning from previous year	84.9%	No change	87.0%	85.4%
Teacher attendance rate	95.8%	Down from 96.2%	95.1%	95.2%
Average teacher salary*	\$50,371	Up 0.6%	\$48,846	\$47,081
Classes not taught by highly qualified teachers	3.8%	Up from 2.0%	4.5%	5.8%
Professional development days/teacher	7.8 days	Up from 6.6 days	10.2 days	10.6 days
School				
Principal's years at school	7.0	Up from 5.0	3.0	3.0
Student-teacher ratio in core subjects	23.8 to 1	Down from 24.2 to 1	22.5 to 1	21.5 to 1
Prime instructional time	90.0%	Down from 91.9%	90.5%	90.1%
Opportunities in the arts	Excellent	No change	Good	Good
SACS accreditation	Yes	No change	Yes	Yes
Parents attending conferences	100.0%	No change	99.0%	99.0%
Character development program	Excellent	No change	Good	Good
Dollars spent per pupil**	\$5,766	Down 6.1%	\$6,946	\$7,616
Percent of expenditures for instruction**	66.4%	Down from 67.0%	65.1%	62.0%
Percent of expenditures for teacher salaries**	65.8%	Up from 65.0%	64.5%	61.3%
ESEA composite index score	82.1	Down from 90.1	84.5	77.9

* Length of contract = 185+ days.

**Prior year audited financial data available.

EVALUATION RESULTS

	Teachers	Students*	Parents*
Number of surveys returned	50	199	81
Percent satisfied with learning environment	100.0%	88.4%	98.8%
Percent satisfied with social and physical environment	100.0%	90.9%	88.6%
Percent satisfied with school-home relations	100.0%	91.3%	70.9%

*Only students at the highest middle school grade level at this school and their parents were included.

Comprehensive detail, including definitions of ratings, performance criteria, and explanations of status, is available on www.ed.sc.gov and www.eoc.sc.gov as well as school and school district websites.

Printed versions are available from school districts upon request.

REPORT OF PRINCIPAL AND SCHOOL IMPROVEMENT COUNCIL

Dutchman Creek Middle School continues to be one of the fastest growing middle schools in York County. Our continual growth is a reflection of the outstanding support of our community and the diversity of our staff. We've celebrated school wide gains for our improvements with the Measures of Academic Progress (MAP) assessments and have earned the distinction as a Palmetto Gold school for three consecutive years. ☒

At Dutchman Creek Middle School, we thrive on our customer service model. Our goal is to ensure that we provide an excellent education for our stakeholders. Our visibility, availability, and daily character education reminders helps to reduce discipline infractions. Dutchman Creek has adopted the Professional Learning Communities philosophy, which allows teachers to make data based decisions in regards to instruction. ☒

Student achievement is a top priority at Dutchman Creek. The South Carolina Junior Scholars Program was developed by the South Carolina Department of Education to identify 8th grade students who have extraordinary academic talent for involvement in advanced programs. 15 of our 8th grade students earned the honor of being named South Carolina Junior Scholars for the 2013-2014 school. We also had 84 7th grade students who qualified to participate in the Duke University Talent Identification Program. ☒

We also take great pride in the arts! Our band, chorus, and orchestra all received the highest rating of Superior at their respective state assessments. Members of the DCMS chorus received Superior ratings from all judges at the Carowinds Music Festival and the Bel Canto Choir earned all Superior ratings at the South Carolina Music Education Association Choral Festival. In addition to two major performances this year, the Theatre Arts department at Dutchman Creek Middle School attended the South Carolina Speech and Theatre Competition for the first time. The group received a 1st place award in the newcomer category. Our students received six awards at the Center for the Arts Teacher's Choice Art Exhibit where they competed against all other middle schools in Rock Hill. ☒

DCMS students and faculty continue to make a difference in our community. Students raised over \$10,000 for Pennies for Pasta and for specific families in our community this year. They also collected five 55-gallon drums of supplies for military families in the 178th Engineer Battalion at the Rock Hill Armory. We are very appreciative of all the community support to have programs like Faculty Fathers, DCMS 5K, and Gators Rip the Runway fashion show. ☒

We also take pride in our athletes! The DCMS athletic department won conference championships in 7th grade football, 7th grade volleyball, wrestling, 8th grade girls basketball, and girls track. Of the 220 students we have participating 94% maintain a 3.0 or higher GPA. We excelled in every area this year! ☒

As we prepare for our seventh year, we will continue to focus on increasing the levels of achievement for our students and families, continue to provide a nurturing environment, and maintain a "Customer Service" philosophy. ☒

Norris Williams, Principal Tanya Tucker, School Improvement/ PTSA Chair

Abbreviations Key

N/A-Not Applicable

N/AV-Not Available

N/C-Not Collected

N/R-Not Reported

I/S-Insufficient Sample

TBD-To Be Determined