



# SC Annual School Report Card Summary

**WC Sullivan Middle School**  
**YORK 3 - ROCK HILL**  
**Grades: 6-8** Enrollment: **822**  
**Principal: Dr. Michael Waiksnis**  
**Superintendent: Mr. John Taylor, Interim**  
**Board Chair: Jim Vining**

## PERFORMANCE

Comprehensive detail, including definitions of ratings, performance criteria, and explanations of status, is available on [www.ed.sc.gov](http://www.ed.sc.gov) and [www.eoc.sc.gov](http://www.eoc.sc.gov) as well as school and school district websites. Printed versions are available from school districts upon request.

YEAR	ABSOLUTE RATING	GROWTH RATING	PALMETTO GOLD AND SILVER AWARD		ESEA/FEDERAL ACCOUNTABILITY RATING SYSTEM	
			General Performance	Closing the Gap	ESEA Grade	Accountability Indicator
2014	Average	Average	TBD	TBD	C	N/A
2013	Average	Average	N/A	N/A	C	N/A
2012	Good	Good	SILVER	N/A	A	N/A

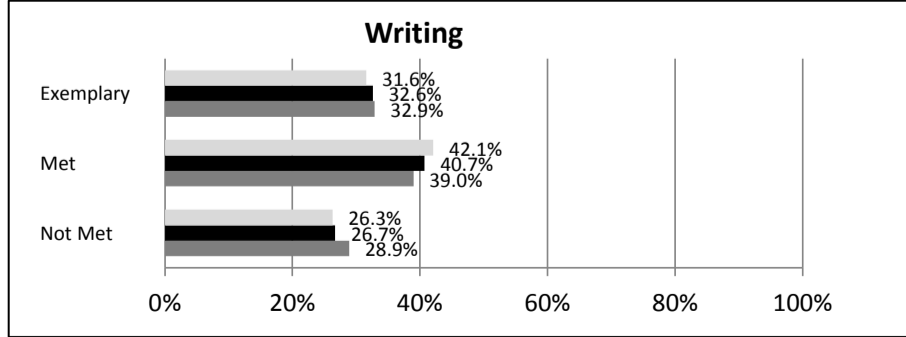
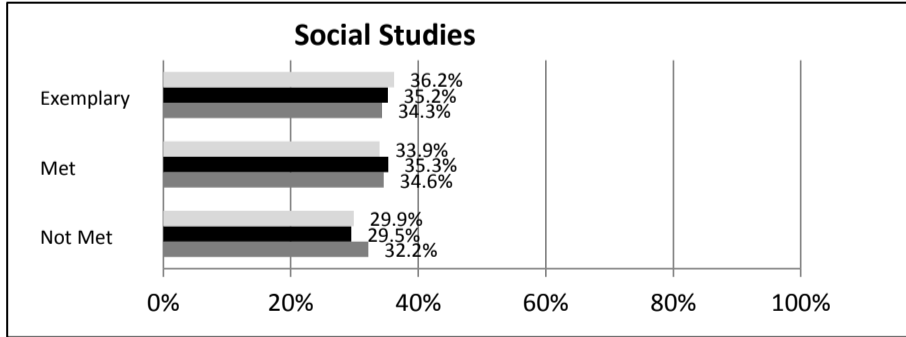
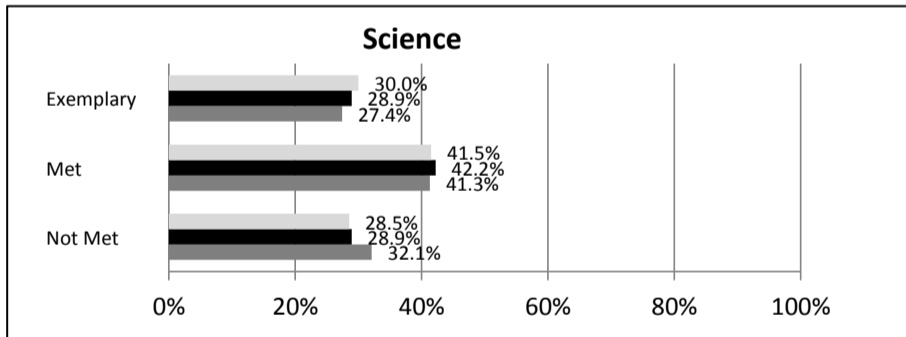
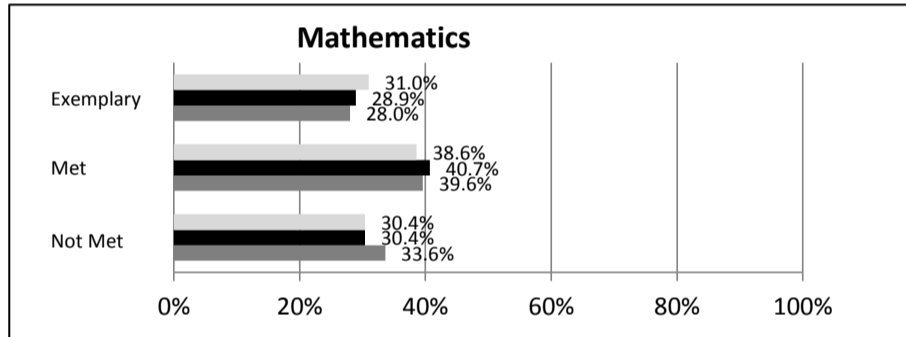
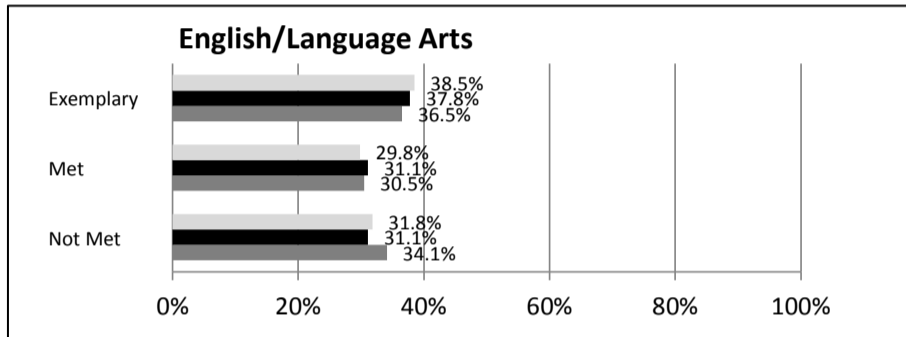
### ABSOLUTE RATINGS OF MIDDLE SCHOOLS WITH STUDENTS LIKE OURS\*

EXCELLENT	GOOD	AVERAGE	BELOW AVERAGE	AT-RISK
6	16	37	2	0

\* Ratings are calculated with data available by 04/27/2015. Schools with Students Like Ours are Middle Schools with Poverty Indices of no more than 5% above or below the index for this school.

### SC PASS PERFORMANCE

Our School Middle Schools with Students Like Ours Middle Schools Statewide



### NAEP\*

\*Performance reported for SC and nation, data not available at school level. Percentages at NAEP Achievement Levels.



### END OF COURSE TESTS - 2014

% of Students scoring 70 or above on:	Our Middle School	Middle Schools with Students Like Ours
Algebra 1/Math for the Technologies 2	100.0%	98.5%
English 1	98.2%	95.8%
Biology 1	N/A	N/A
US History and the Constitution	N/A	N/A
All Subjects	99.1%	98.1%

### SC PERFORMANCE VISION

By 2020 all students will graduate with the knowledge and skills necessary to compete successfully in the global economy, participate in a democratic society and contribute positively as members of families and communities.

### Abbreviations Key

N/A-Not Applicable N/AV-Not Available N/C-Not Collected N/R-Not Reported I/S-Insufficient Sample TBD-To Be Determined

**WC Sullivan Middle School  
YORK 3 - ROCK HILL**

**SCHOOL PROFILE**

	Our School	Change from Last Year	Middle Schools with Students Like Ours	Median Middle Schools
<b>Students (n = 822)</b>				
Students Enrolled in high school credit courses (grades 7 & 8)	26.0%	Up from 21.4%	30.1%	26.0%
Retention rate	1.1%	Down from 2.1%	0.9%	0.6%
Attendance rate	94.6%	Down from 95.5%	95.9%	96.2%
Served by gifted and talented program	23.0%	Down from 23.9%	21.0%	19.4%
With disabilities	12.9%	Down from 13.7%	13.2%	12.8%
Older than usual for grade	4.6%	Up from 4.1%	4.8%	4.5%
Out-of-school suspensions or expulsions for violent and/or criminal offenses	0.0%	Down from 0.8%	0.6%	0.4%
Annual dropout rate	1.6%	No change	0.0%	0.0%
<b>Teachers (n = 55)</b>				
Teachers with advanced degrees	60.0%	Down from 60.4%	61.3%	61.3%
Continuing contract teachers	76.4%	Down from 77.4%	79.2%	75.9%
Teachers returning from previous year	88.5%	Down from 88.8%	86.4%	85.4%
Teacher attendance rate	96.0%	Up from 95.2%	94.9%	95.2%
Average teacher salary*	\$50,687	Up 0.1%	\$48,012	\$47,081
Classes not taught by highly qualified teachers	3.0%	Down from 6.8%	4.7%	5.8%
Professional development days/teacher	10.5 days	Down from 11.5 days	11.2 days	10.6 days
<b>School</b>				
Principal's years at school	6.0	Up from 5.0	4.0	3.0
Student-teacher ratio in core subjects	22.6 to 1	Up from 17.0 to 1	22.8 to 1	21.5 to 1
Prime instructional time	89.2%	Down from 89.7%	89.8%	90.1%
Opportunities in the arts	Good	No change	Good	Good
SACS accreditation	Yes	No change	Yes	Yes
Parents attending conferences	97.6%	Up from 92.7%	98.9%	99.0%
Character development program	Good	Down from Excellent	Good	Good
Dollars spent per pupil**	\$6,821	Down 4.4%	\$7,237	\$7,616
Percent of expenditures for instruction**	63.0%	No change	62.4%	62.0%
Percent of expenditures for teacher salaries**	62.5%	Up from 62.0%	61.6%	61.3%
ESEA composite index score	74.7	Down from 75.9	79.9	77.9

\* Length of contract = 185+ days.

\*\*Prior year audited financial data available.

**EVALUATION RESULTS**

	Teachers	Students*	Parents*
Number of surveys returned	46	253	72
Percent satisfied with learning environment	91.3%	55.7%	84.7%
Percent satisfied with social and physical environment	97.9%	65.7%	78.1%
Percent satisfied with school-home relations	82.9%	80.0%	66.6%

\*Only students at the highest middle school grade level at this school and their parents were included.

Comprehensive detail, including definitions of ratings, performance criteria, and explanations of status, is available on [www.ed.sc.gov](http://www.ed.sc.gov) and [www.eoc.sc.gov](http://www.eoc.sc.gov) as well as school and school district websites.

Printed versions are available from school districts upon request.

**REPORT OF PRINCIPAL AND SCHOOL IMPROVEMENT COUNCIL**

The students of Sullivan Middle school continue to grow academically. We have continued our focus on the implementation of the I.B. Middle Years Programme and school wide literacy. We feel these two are crucial in our efforts to prepare our kids to excel in high school and then in post-secondary education. We are committed to providing our students with a broad range of experiences during their middle school experience.

Over the last few years we have added many clubs and classes for our students. A sampling of the courses include Chinese language, Chinese culture, Astronomy, Computer Science/Coding, Media Literacy, Computer Graphics and more. We have added a community/parent funded baseball and soccer program. This is in addition to the many clubs and school sports we have always offered to our students. We know education is much more than test scores and we want to make sure our students feel connected to their school.

We received the "All-Star" award once again for parent/community communication. We reach our parents in a variety of ways including a school blog, school app, various social media accounts and more. We work hard to make sure the public knows about the great things happening in public schools.

We continued our 100% free after school and summer program. This serves about 150 students and provides additional targeted instruction after school each day and during the summer. Our MAPS scores show continued growth. We are proud of our academic success over the last several years. Our principal was also named the 2014 Middle Level Principal of the Year for South Carolina. We are so proud to serve the Rock Hill community and look forward to continued excellence!

**Abbreviations Key**

**N/A**-Not Applicable

**N/AV**-Not Available

**N/C**-Not Collected

**N/R**-Not Reported

**I/S**-Insufficient Sample

**TBD**-To Be Determined