



SC Annual School Report Card Summary

York Middle School

YORK 1

Grades: 7-8

Enrollment: 831

Principal: Howard Snelling

Superintendent: Dr Vernon Prosser

Board Chair: M. Betty Johnson

PERFORMANCE

Comprehensive detail, including definitions of ratings, performance criteria, and explanations of status, is available on www.ed.sc.gov and www.eoc.sc.gov as well as school and school district websites. Printed versions are available from school districts upon request.

YEAR	ABSOLUTE RATING	GROWTH RATING	PALMETTO GOLD AND SILVER AWARD		ESEA/FEDERAL ACCOUNTABILITY RATING SYSTEM	
			General Performance	Closing the Gap	ESEA Grade	Accountability Indicator
2014	Good	Average	TBD	TBD	B	N/A
2013	Good	Average	N/A	N/A	B	N/A
2012	Good	Excellent	GOLD	N/A	A	N/A

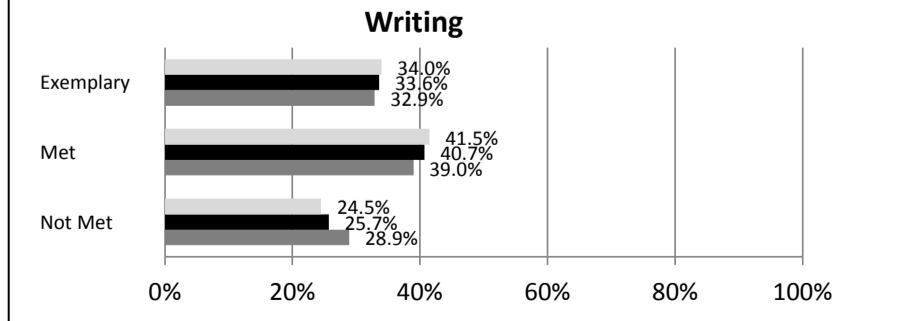
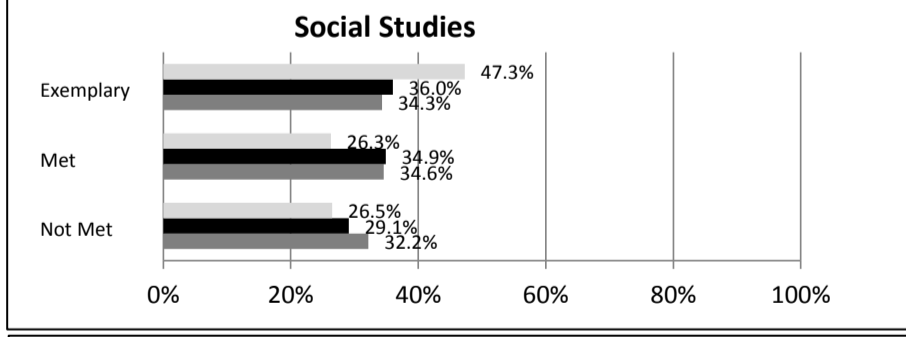
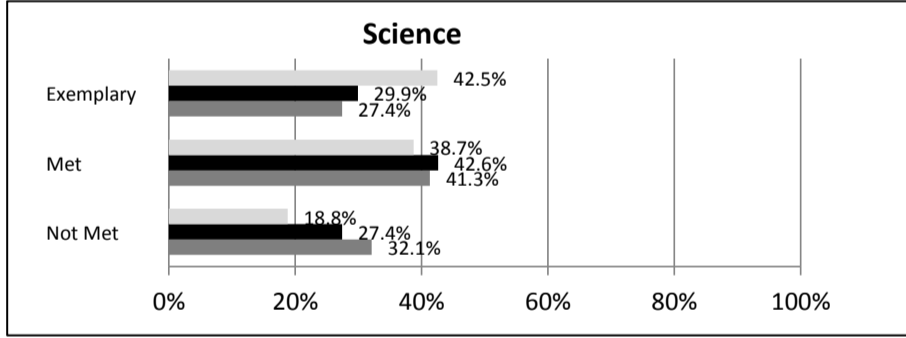
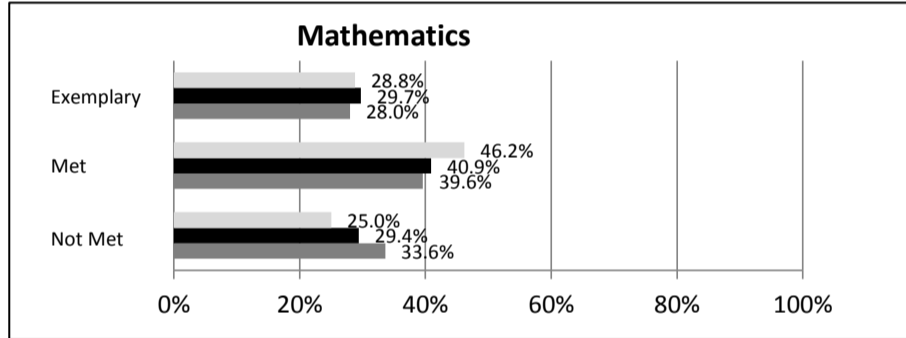
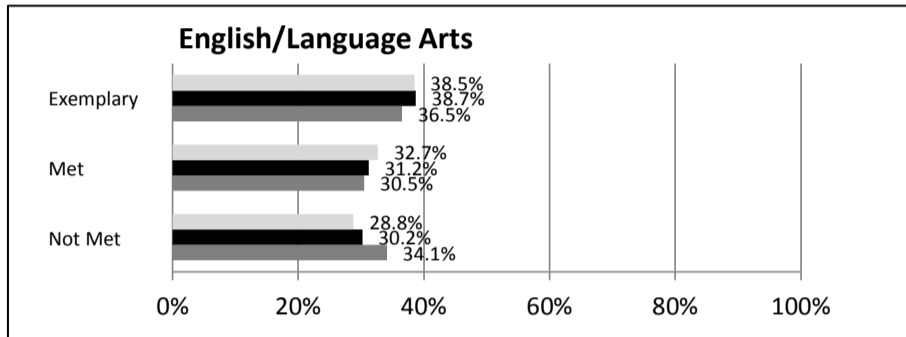
ABSOLUTE RATINGS OF MIDDLE SCHOOLS WITH STUDENTS LIKE OURS*

EXCELLENT	GOOD	AVERAGE	BELOW AVERAGE	AT-RISK
7	18	32	2	0

* Ratings are calculated with data available by 04/27/2015. Schools with Students Like Ours are Middle Schools with Poverty Indices of no more than 5% above or below the index for this school.


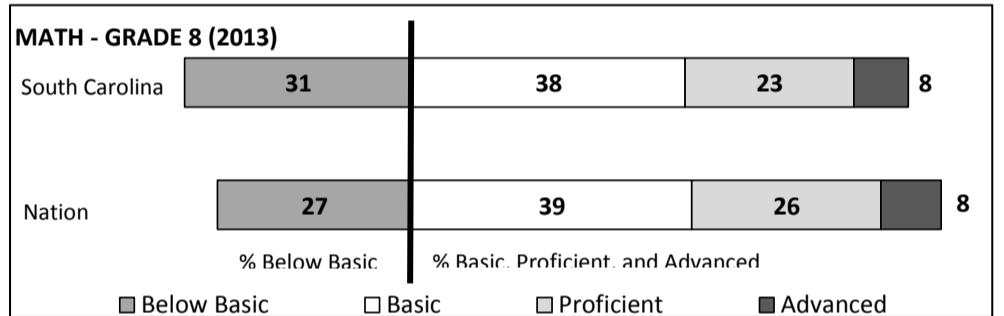

SC PASS PERFORMANCE

Our School Middle Schools with Students Like Ours Middle Schools Statewide



NAEP*

*Performance reported for SC and nation, data not available at school level. Percentages at NAEP Achievement Levels.



END OF COURSE TESTS - 2014

% of Students scoring 70 or above on:	Our Middle School	Middle Schools with Students Like Ours
Algebra 1/Math for the Technologies 2	100.0%	98.4%
English 1	98.6%	95.4%
Biology 1	N/A	N/A
US History and the Constitution	N/A	N/A
All Subjects	99.3%	98.0%

SC PERFORMANCE VISION

By 2020 all students will graduate with the knowledge and skills necessary to compete successfully in the global economy, participate in a democratic society and contribute positively as members of families and communities.

Abbreviations Key

N/A-Not Applicable

N/AV-Not Available

N/C-Not Collected

N/R-Not Reported

I/S-Insufficient Sample

TBD-To Be Determined

**York Middle School
YORK 1**

SCHOOL PROFILE

	Our School	Change from Last Year	Middle Schools with Students Like Ours	Median Middle Schools
Students (n = 831)				
Students Enrolled in high school credit courses (grades 7 & 8)	20.8%	Up from 15.4%	36.4%	26.0%
Retention rate	0.5%	Down from 1.1%	0.9%	0.6%
Attendance rate	94.7%	Down from 95.1%	96.0%	96.2%
Served by gifted and talented program	19.9%	Up from 18.9%	21.7%	19.4%
With disabilities	12.6%	Up from 11.9%	12.9%	12.8%
Older than usual for grade	4.3%	Down from 5.3%	4.6%	4.5%
Out-of-school suspensions or expulsions for violent and/or criminal offenses	0.0%	Down from 0.1%	0.5%	0.4%
Annual dropout rate	0.0%	No change	0.0%	0.0%
Teachers (n = 63)				
Teachers with advanced degrees	63.5%	Down from 67.2%	64.7%	61.3%
Continuing contract teachers	77.8%	Down from 82.0%	80.7%	75.9%
Teachers returning from previous year	86.7%	Up from 75.1%	86.8%	85.4%
Teacher attendance rate	95.2%	Up from 93.7%	95.0%	95.2%
Average teacher salary*	\$47,342	Down 2.2%	\$48,483	\$47,081
Classes not taught by highly qualified teachers	0.8%	Up from 0.0%	4.3%	5.8%
Professional development days/teacher	7.9 days	Up from 6.9 days	10.7 days	10.6 days
School				
Principal's years at school	3.0	Up from 2.0	4.0	3.0
Student-teacher ratio in core subjects	24.7 to 1	Down from 25.2 to 1	23.4 to 1	21.5 to 1
Prime instructional time	88.8%	Up from 88.3%	90.0%	90.1%
Opportunities in the arts	Good	No change	Good	Good
SACS accreditation	Yes	No change	Yes	Yes
Parents attending conferences	100.0%	No change	98.9%	99.0%
Character development program	Below Average	Down from Average	Good	Good
Dollars spent per pupil**	\$5,227	Down 22.7%	\$7,429	\$7,616
Percent of expenditures for instruction**	63.5%	Down from 64.0%	62.5%	62.0%
Percent of expenditures for teacher salaries**	63.0%	No change	61.2%	61.3%
ESEA composite index score	81.2	Down from 86.2	81.2	77.9

* Length of contract = 185+ days.

**Prior year audited financial data available.

EVALUATION RESULTS

	Teachers	Students*	Parents*
Number of surveys returned	54	N/R	N/R
Percent satisfied with learning environment	79.6%	-4.0%	-4.0%
Percent satisfied with social and physical environment	85.2%	-4.0%	-4.0%
Percent satisfied with school-home relations	78.1%	-4.0%	-4.0%

*Only students at the highest middle school grade level at this school and their parents were included.

Comprehensive detail, including definitions of ratings, performance criteria, and explanations of status, is available on www.ed.sc.gov and www.eoc.sc.gov as well as school and school district websites.

Printed versions are available from school districts upon request.

REPORT OF PRINCIPAL AND SCHOOL IMPROVEMENT COUNCIL

The 2013-14 school year was successful for York Middle School. We focused on the district and school goals in literacy, extra time and extra help, technology, and data driven decision making. Our promotion of literacy included DEAR time (Drop Everything and Read) each morning, and our seventh and eighth grade Gold Reader Cards and ice cream challenges for reading 25 books. Students were given opportunities to make up work in the area of extra time and help and some were enrolled in nine weeks classes to improve on literacy and numeracy deficiencies. York Middle School attempted to address our technology goal by providing all students and teachers in Science the Discovery Education TechBook, piloting a Bring Your Own Device initiative in select classrooms, and the purchase of portable iPod carts that were available for teachers to use to enhance instruction. We continue to be accountable for student academic achievement by monitoring and analyzing MAP and PASS data and through documented instructional teacher observations to aid in making data driven decisions.☒

☒ New elective courses were offered to seventh grade students in Digital Literacy and Personal Finance for all eighth grade students. Our students were involved in many extra-curricular activities in athletics, band, chorus, and academic quiz team events. Individual and team awards and recognition were numerous with well over half of our students at YMS participating in a school sponsored activity this year. The student centered morning TV show "The ROAR" made its debut this year and was very popular and informing about school life at York Middle School. ☒

☒ The academic program continues to improve as more students are taking high school credit courses in the 8th grade and performing well in Algebra I and English I. The Social Studies and Science data on PASS continue to outperform the state and other schools like us. Our overall academic achievement data continues to outpace the state and the majority of other "schools like us".

☒ We are very proud of our students, staff, and parents for another successful year at York Middle School!☒

☒ Howard Snelling, Principal

Dr. Eddie Lee, SIC Chairperson

Abbreviations Key

N/A-Not Applicable

N/AV-Not Available

N/C-Not Collected

N/R-Not Reported

I/S-Insufficient Sample

TBD-To Be Determined