



SC Annual School Report Card Summary

CE Murray Middle
WILLIAMSBURG COUNTY
Grades: 7-8 Enrollment: **137**
Principal: Janice Murray Gamble
Superintendent: Dr. Yvonne Jefferson-Barnes
Board Chair: Mr. Joseph Lee

PERFORMANCE

Comprehensive detail, including definitions of ratings, performance criteria, and explanations of status, is available on www.ed.sc.gov and www.eoc.sc.gov as well as school and school district websites. Printed versions are available from school districts upon request.

YEAR	ABSOLUTE RATING	GROWTH RATING	PALMETTO GOLD AND SILVER AWARD		ESEA/FEDERAL ACCOUNTABILITY RATING SYSTEM	
			General Performance	Closing the Gap	ESEA Grade	Accountability Indicator
2014	Below Average	N/A	TBD	TBD	I	N/A
2013	N/A	N/A	N/A	N/A	N/A	N/A
2012	N/A	N/A	N/A	N/A	N/A	N/A

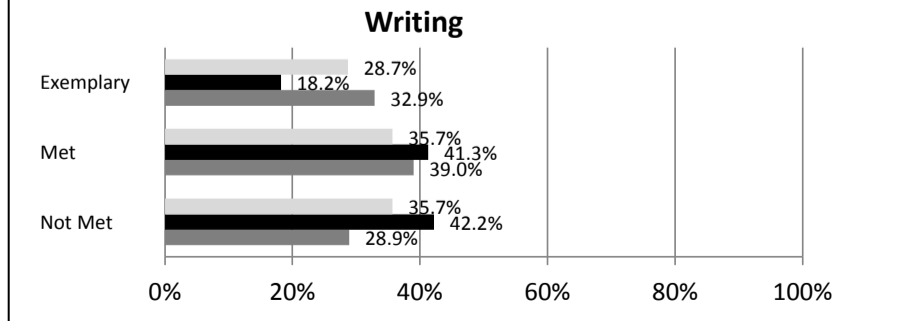
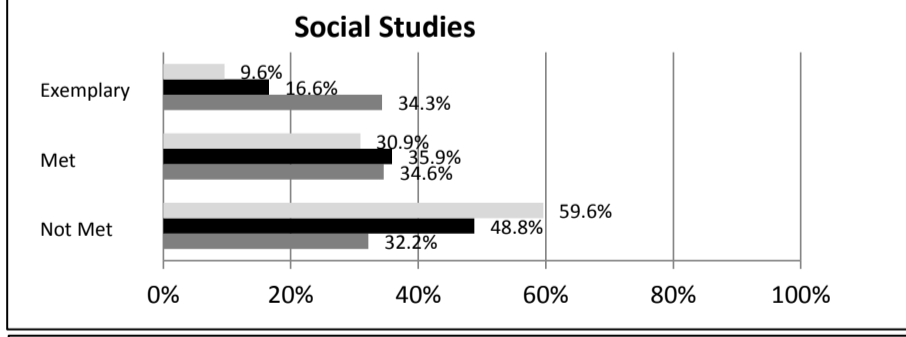
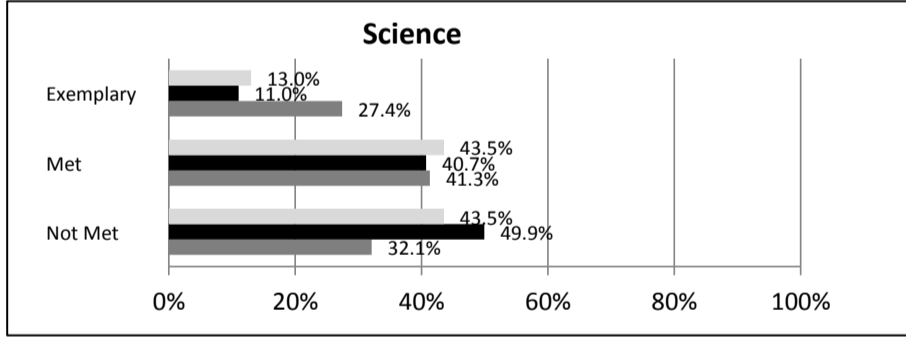
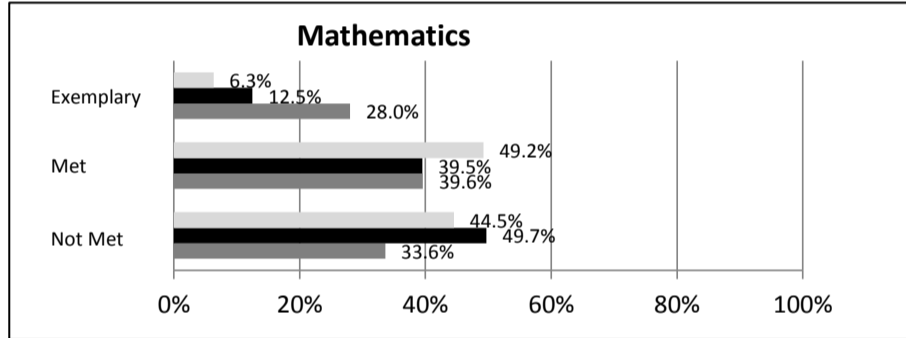
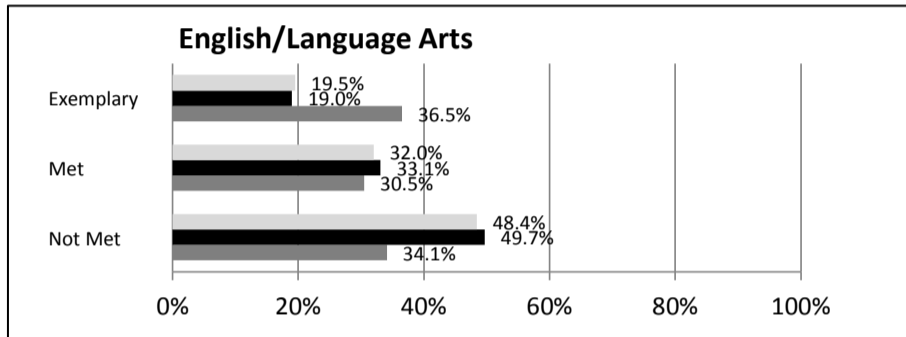
ABSOLUTE RATINGS OF MIDDLE SCHOOLS WITH STUDENTS LIKE OURS*

EXCELLENT	GOOD	AVERAGE	BELOW AVERAGE	AT-RISK
0	0	23	33	14

* Ratings are calculated with data available by 04/27/2015. Schools with Students Like Ours are Middle Schools with Poverty Indices of no more than 5% above or below the index for this school.

SC PASS PERFORMANCE

Our School Middle Schools with Students Like Ours Middle Schools Statewide



NAEP*

*Performance reported for SC and nation, data not available at school level. Percentages at NAEP Achievement Levels.



END OF COURSE TESTS - 2014

% of Students scoring 70 or above on:	Our Middle School	Middle Schools with Students Like Ours
Algebra 1/Math for the Technologies 2	88.2%	94.0%
English 1	81.8%	86.5%
Biology 1	N/A	N/A
US History and the Constitution	N/A	N/A
All Subjects	84.6%	92.4%

SC PERFORMANCE VISION

By 2020 all students will graduate with the knowledge and skills necessary to compete successfully in the global economy, participate in a democratic society and contribute positively as members of families and communities.

Abbreviations Key

N/A-Not Applicable N/AV-Not Available N/C-Not Collected N/R-Not Reported I/S-Insufficient Sample TBD-To Be Determined

**CE Murray Middle
WILLIAMSBURG COUNTY
SCHOOL PROFILE**

	Our School	Change from Last Year	Middle Schools with Students Like Ours	Median Middle Schools
Students (n = 137)				
Students Enrolled in high school credit courses (grades 7 & 8)	47.4%	N/A	14.8%	26.0%
Retention rate	0.0%	N/A	0.7%	0.6%
Attendance rate	95.3%	N/A	95.6%	96.2%
Served by gifted and talented program	7.9%	N/A	7.3%	19.4%
With disabilities	12.2%	N/A	16.3%	12.8%
Older than usual for grade	12.2%	N/A	6.7%	4.5%
Out-of-school suspensions or expulsions for violent and/or criminal offenses	0.0%	N/A	0.9%	0.4%
Annual dropout rate	0.0%	No change	0.0%	0.0%
Teachers (n = 10)				
Teachers with advanced degrees	50.0%	N/A	59.1%	61.3%
Continuing contract teachers	50.0%	N/A	62.5%	75.9%
Teachers returning from previous year	N/A	N/A	77.6%	85.4%
Teacher attendance rate	94.8%	N/A	95.3%	95.2%
Average teacher salary*	\$41,261	N/A	\$45,352	\$47,081
Classes not taught by highly qualified teachers	62.7%	N/A	10.8%	5.8%
Professional development days/teacher	1.2 days	N/A	9.6 days	10.6 days
School				
Principal's years at school	5.0	N/A	3.0	3.0
Student-teacher ratio in core subjects	22.8 to 1	N/A	18.5 to 1	21.5 to 1
Prime instructional time	87.9%	N/A	89.6%	90.1%
Opportunities in the arts	Good	N/A	Good	Good
SACS accreditation	Yes	N/A	Yes	Yes
Parents attending conferences	100.0%	N/A	98.2%	99.0%
Character development program	Average	N/A	Good	Good
Dollars spent per pupil**	N/A	N/A	\$9,682	\$7,616
Percent of expenditures for instruction**	N/A	N/A	56.2%	62.0%
Percent of expenditures for teacher salaries**	N/A	N/A	55.2%	61.3%
ESEA composite index score		N/A	55.2	77.9

* Length of contract = 185+ days.

**Prior year audited financial data available.

EVALUATION RESULTS

	Teachers	Students*	Parents*
Number of surveys returned	14	59	10
Percent satisfied with learning environment	100.0%	83.0%	80.0%
Percent satisfied with social and physical environment	100.0%	74.1%	90.0%
Percent satisfied with school-home relations	69.3%	75.8%	80.0%

*Only students at the highest middle school grade level at this school and their parents were included.

Comprehensive detail, including definitions of ratings, performance criteria, and explanations of status, is available on www.ed.sc.gov and www.eoc.sc.gov as well as school and school district websites.

Printed versions are available from school districts upon request.

REPORT OF PRINCIPAL AND SCHOOL IMPROVEMENT COUNCIL

C.E. Murray Middle School is located in Greeleyville, SC sharing a campus with C.E. Murray High School. The school has a history of academic, athletic, and cultural excellence. All faculty and staff members are highly qualified caring individuals who provide a safe, clean, and academically enriched environment for our children. Our goal is to ensure that all students, who are promoted to the ninth grade, possess those skills needed to successfully navigate a rigorous high school academic curriculum which will prepare them for college and/or a career. In May 2014, 95% of our middle school students matriculated to the ninth grade. We have fully implemented the MMGW comprehensive academic program and are accredited by AdvanceED until 2017. Our students have made consistent gains on state assessments over the past four years. Beginning with the 2011-12 term, the school has received the State Palmetto Gold and Silver awards. During the 2013-14 school term, C.E Murray High/ Middle School was recognized as a "Cool School" by Channel 2 News for its mentoring and character education programs. Since the school is a Race to the Top Carolina Consortium for Enterprise Learners Grant recipient, all students and staff members will receive one-to-one electronic devices. The goal of the grant is to provide the opportunity for students to become Enterprise Learners who will be able to develop, pursue, and attain rigorous learning and living goals that will prepare them for college, careers, and citizenship. All administrators and teachers will engage in professional development that will improve their skills in providing engaging and rigorous personalized standards-based curriculum, instruction, and assessments to address the needs and interests of each student. The school is in its third year of implementing a 21st Century Community Learning Center After School and Summer Bridge Programs Grant. The school is also the recipient of the SC HEAP Grant which has afforded our students the opportunity to tour various college campuses. Some of our accomplishments for the 2013-2014 school year include: several students won numerous district and state awards for their artwork; several clubs and organizations received numerous commendations and awards for donating/volunteering for Foster Care Agencies and nursing homes, sponsoring Toys for Tots and Pennies for Patients Campaigns, and for supporting Vital Aging. FBLA students placed 1st-4th in both district and state competitions. Five students were accepted at the Governors School for Math and Science in their summer STEM program. In the area of athletics, students have the opportunity to participate in basketball, football, volleyball and golf. The school's Middle School Girls Basketball team won the Upper Pee Dee Region Championship. Although consistency in student achievement and motivation, along with building meaningful enduring productive parental and community relationships, remain challenges for the school, we are making progress in these areas. We will continue to focus on involving our parents and community members in our efforts to provide meaningful and appropriate educational experiences that will prepare our children to be responsible citizens and lifelong learners in this global technology rich society. We embrace the concept that all students can learn when given the opportunity and time to engage in relevant, meaningful, challenging, and appropriate academic activities that will meet their present and future needs.

Dr. Janice Murray Gamble, Principal Rev. Charlie Fulton, SIC President

Abbreviations Key

N/A-Not Applicable

N/AV-Not Available

N/C-Not Collected

N/R-Not Reported

I/S-Insufficient Sample

TBD-To Be Determined