



# SC Annual School Report Card Summary

**Kingstree Middle School**  
**WILLIAMSBURG COUNTY**  
**Grades: 6-8** Enrollment: 510  
**Principal: Lee Roy Campbell, Jr.**  
**Superintendent: Dr. Yvonne Jefferson-Barnes**  
**Board Chair: Mr. Joseph Lee**

## PERFORMANCE

Comprehensive detail, including definitions of ratings, performance criteria, and explanations of status, is available on [www.ed.sc.gov](http://www.ed.sc.gov) and [www.eoc.sc.gov](http://www.eoc.sc.gov) as well as school and school district websites. Printed versions are available from school districts upon request.

YEAR	ABSOLUTE RATING	GROWTH RATING	PALMETTO GOLD AND SILVER AWARD		ESEA/FEDERAL ACCOUNTABILITY RATING SYSTEM	
			General Performance	Closing the Gap	ESEA Grade	Accountability Indicator
2014	Below Average	Average	TBD	TBD	F	N/A
2013	Below Average	Average	N/A	N/A	F	N/A
2012	Below Average	Below Average	N/A	N/A	D	N/A

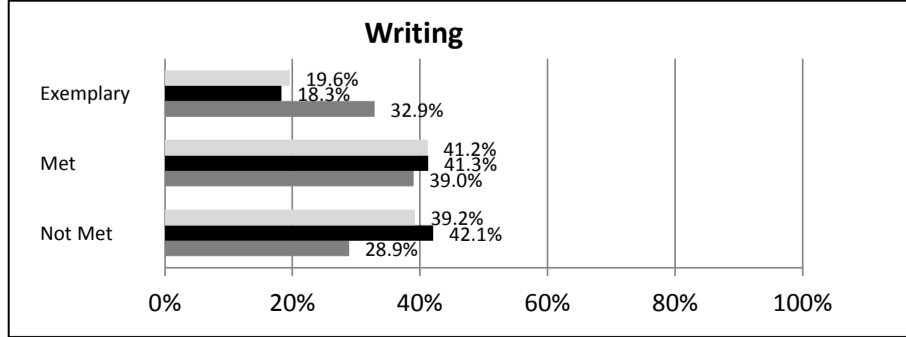
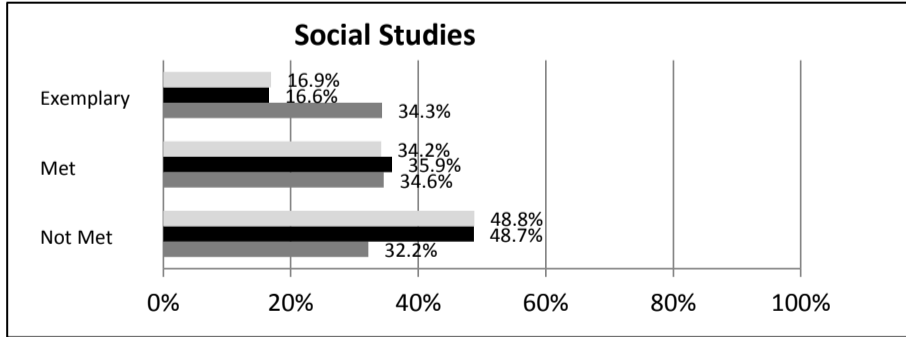
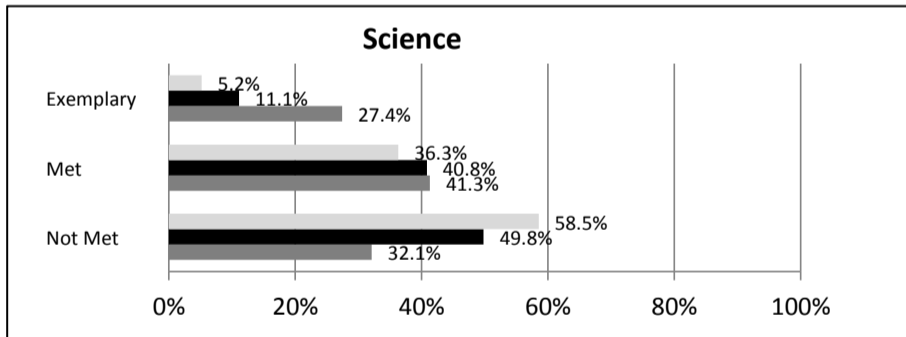
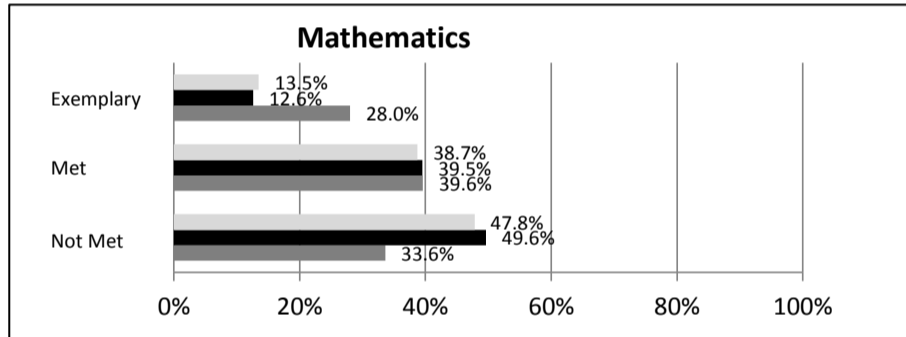
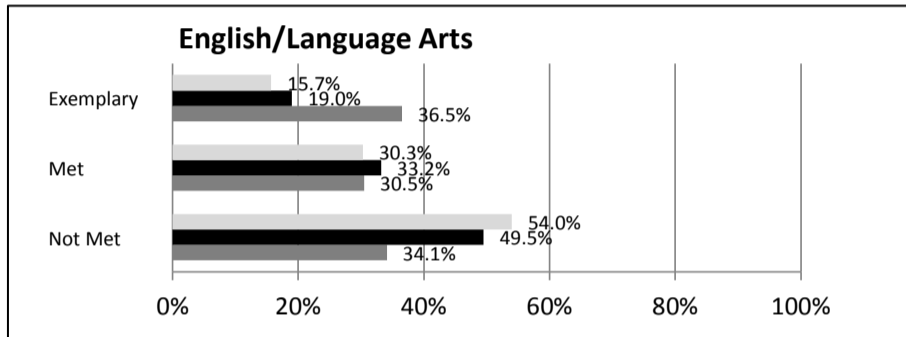
## ABSOLUTE RATINGS OF MIDDLE SCHOOLS WITH STUDENTS LIKE OURS\*

EXCELLENT	GOOD	AVERAGE	BELOW AVERAGE	AT-RISK
0	0	23	32	14

\* Ratings are calculated with data available by 04/27/2015. Schools with Students Like Ours are Middle Schools with Poverty Indices of no more than 5% above or below the index for this school.

## SC PASS PERFORMANCE

Our School Middle Schools with Students Like Ours Middle Schools Statewide



## NAEP\*

\*Performance reported for SC and nation, data not available at school level. Percentages at NAEP Achievement Levels.



## END OF COURSE TESTS - 2014

% of Students scoring 70 or above on:	Our Middle School	Middle Schools with Students Like Ours
Algebra 1/Math for the Technologies 2	100.0%	93.9%
English 1	88.9%	86.4%
Biology 1	N/A	N/A
US History and the Constitution	N/A	N/A
All Subjects	94.0%	92.3%

## SC PERFORMANCE VISION

By 2020 all students will graduate with the knowledge and skills necessary to compete successfully in the global economy, participate in a democratic society and contribute positively as members of families and communities.

## Abbreviations Key

N/A-Not Applicable N/AV-Not Available N/C-Not Collected N/R-Not Reported I/S-Insufficient Sample TBD-To Be Determined

**Kingstree Middle School  
WILLIAMSBURG COUNTY**

**SCHOOL PROFILE**

	Our School	Change from Last Year	Middle Schools with Students Like Ours	Median Middle Schools
<b>Students (n = 510)</b>				
Students Enrolled in high school credit courses (grades 7 & 8)	44.5%	Up from 33.8%	14.7%	26.0%
Retention rate	8.5%	Up from 2.8%	0.7%	0.6%
Attendance rate	94.3%	Up from 94.2%	95.6%	96.2%
Served by gifted and talented program	11.1%	Up from 10.3%	7.3%	19.4%
With disabilities	19.4%	Up from 18.3%	16.4%	12.8%
Older than usual for grade	13.9%	Up from 10.1%	7.0%	4.5%
Out-of-school suspensions or expulsions for violent and/or criminal offenses	0.2%	Up from 0.0%	0.9%	0.4%
Annual dropout rate	0.0%	No change	0.0%	0.0%
<b>Teachers (n = 21)</b>				
Teachers with advanced degrees	52.4%	Down from 65.2%	58.7%	61.3%
Continuing contract teachers	52.4%	Down from 73.9%	62.2%	75.9%
Teachers returning from previous year	73.9%	Up from 72.8%	77.5%	85.4%
Teacher attendance rate	95.6%	Down from 96.9%	95.3%	95.2%
Average teacher salary*	\$38,923	Down 5.5%	\$45,299	\$47,081
Classes not taught by highly qualified teachers	20.9%	Up from 9.2%	10.9%	5.8%
Professional development days/teacher	9.0 days	Up from 1.4 days	9.7 days	10.6 days
<b>School</b>				
Principal's years at school	1.0	Down from 4.0	3.0	3.0
Student-teacher ratio in core subjects	31.7 to 1	Up from 28.9 to 1	18.5 to 1	21.5 to 1
Prime instructional time	89.3%	Down from 90.6%	89.6%	90.1%
Opportunities in the arts	Fair	Down from Good	Good	Good
SACS accreditation	Yes	No change	Yes	Yes
Parents attending conferences	95.8%	Up from 91.5%	98.3%	99.0%
Character development program	Below Average	Down from Good	Good	Good
Dollars spent per pupil**	\$6,991	Down 0.8%	\$9,683	\$7,616
Percent of expenditures for instruction**	53.6%	Down from 63.0%	55.8%	62.0%
Percent of expenditures for teacher salaries**	52.7%	Up from 52.0%	55.1%	61.3%
ESEA composite index score	39.5	Up from 28.3	55.4	77.9

\* Length of contract = 185+ days.

\*\*Prior year audited financial data available.

**EVALUATION RESULTS**

	Teachers	Students*	Parents*
Number of surveys returned	27	122	48
Percent satisfied with learning environment	59.2%	55.8%	64.6%
Percent satisfied with social and physical environment	65.4%	67.3%	67.4%
Percent satisfied with school-home relations	57.1%	83.6%	56.3%

\*Only students at the highest middle school grade level at this school and their parents were included.

Comprehensive detail, including definitions of ratings, performance criteria, and explanations of status, is available on [www.ed.sc.gov](http://www.ed.sc.gov) and [www.eoc.sc.gov](http://www.eoc.sc.gov) as well as school and school district websites.

Printed versions are available from school districts upon request.

**REPORT OF PRINCIPAL AND SCHOOL IMPROVEMENT COUNCIL**

Kingstree Middle School's goal is to provide the highest quality instruction in academic standards. Teachers used the Measures of Academic Progress (MAP) tests and quarterly benchmark testing to monitor students' growth in all core areas. Students who have areas of weaknesses received interventions in reading and math through small group instruction.☒

Kingstree Middle School provided a number of instructional programs for students who were not meeting their academic goals. These programs included the 21st Century After-school program, Saturday School and Classworks curriculum lab. All lessons and activities were aligned with the State standards, as we move toward the Common Core standards. In addition, two full-time guidance counselors continued to provide academic, social and personal assistance for our students.☒

Other programs and activities that were provided to help build our students' character and prepare them to survive in a constantly changing and diverse world included: The Parenting Program, Teen Life, RBHS and our Foster Grandparents Program, through the local Vital Aging Commission, which allows our older generation to pass knowledge and character to our younger generation. ☒

Our students received numerous academic awards this past school year. A few of these recognitions include students representing our school at the Pee Dee Region Spelling Bee Contest, Mock Trial Competition, and the Pee Dee Academic Challenge Championship. We are also very proud to have two Junior Scholars.☒

Kingstree Middle would like to thank all our parents and community members for their effortless support that they have shown us this school year.☒

Lee Roy Campbell, Jr., Principal

**Abbreviations Key**

**N/A**-Not Applicable

**N/AV**-Not Available

**N/C**-Not Collected

**N/R**-Not Reported

**I/S**-Insufficient Sample

**TBD**-To Be Determined