



SC Annual School  
Report Card  
Summary

Jonesville Middle  
UNION COUNTY  
Grades: 6-8 Enrollment: 186  
Principal: Rene' Pryor  
Superintendent: Dr. Kristi V. Woodall  
Board Chair: Dr. Wanda All

PERFORMANCE		Comprehensive detail, including definitions of ratings, performance criteria, and explanations of status, is available on <a href="http://www.ed.sc.gov">www.ed.sc.gov</a> and <a href="http://www.eoc.sc.gov">www.eoc.sc.gov</a> as well as school and school district websites. Printed versions are available from school districts upon request.					
YEAR	ABSOLUTE RATING	GROWTH RATING	PALMETTO GOLD AND SILVER AWARD		ESEA/FEDERAL ACCOUNTABILITY RATING SYSTEM		
			General Performance	Closing the Gap	ESEA Grade	Accountability Indicator	
2014	Average	N/A	TBD	TBD	I	N/A	
2013	N/A	N/A	N/A	N/A	N/A	N/A	
2012	N/A	N/A	N/A	N/A	N/A	N/A	

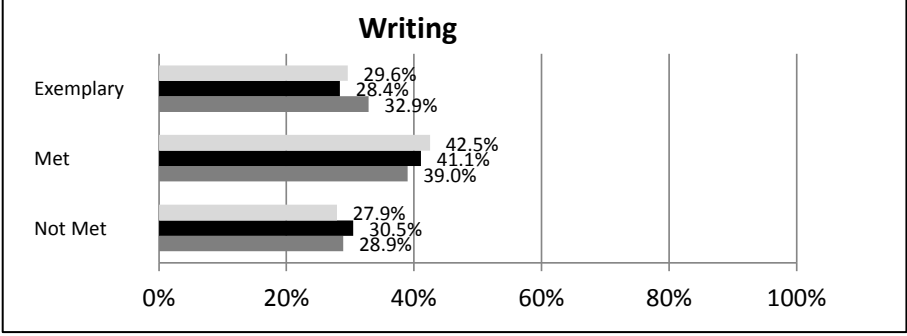
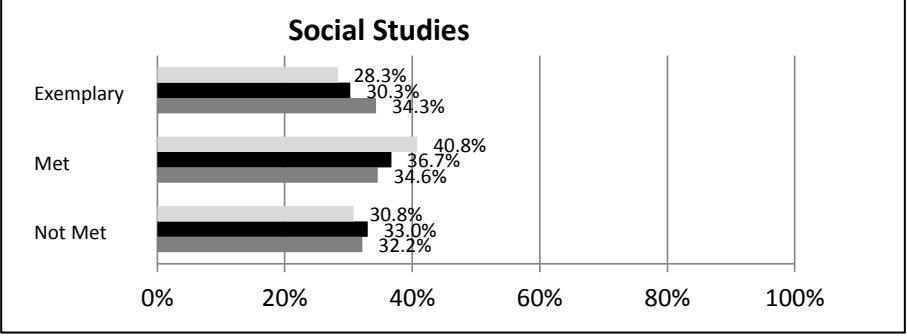
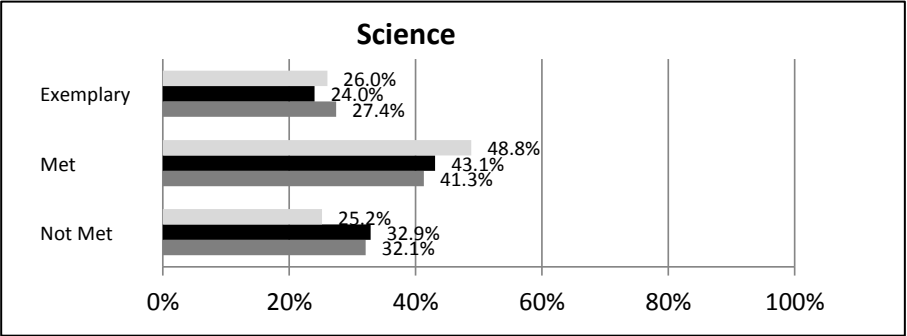
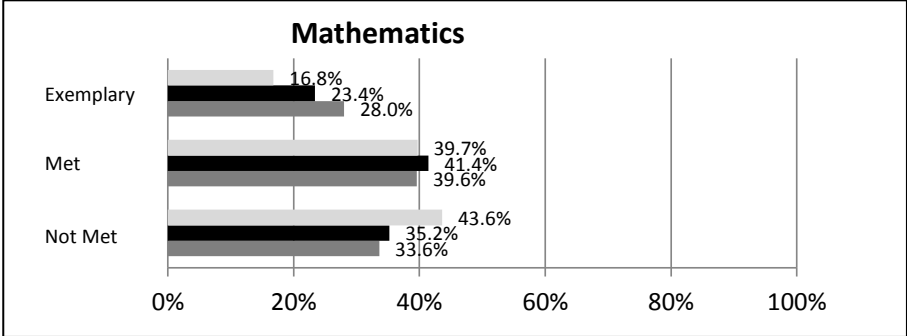
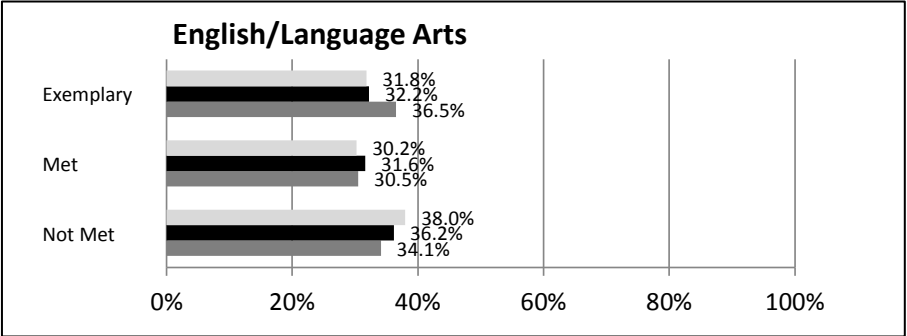
ABSOLUTE RATINGS OF MIDDLE SCHOOLS WITH STUDENTS LIKE OURS\*

EXCELLENT	GOOD	AVERAGE	BELOW AVERAGE	AT-RISK
2	8	51	5	0

\* Ratings are calculated with data available by 04/27/2015. Schools with Students Like Ours are Middle Schools with Poverty Indices of no more than 5% above or below the index for this school.


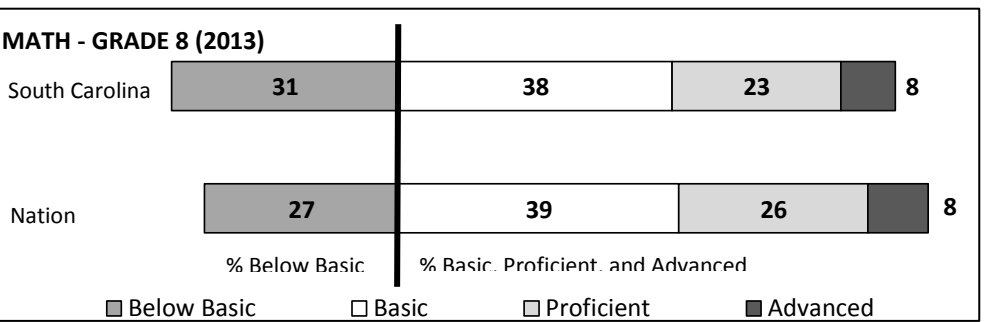
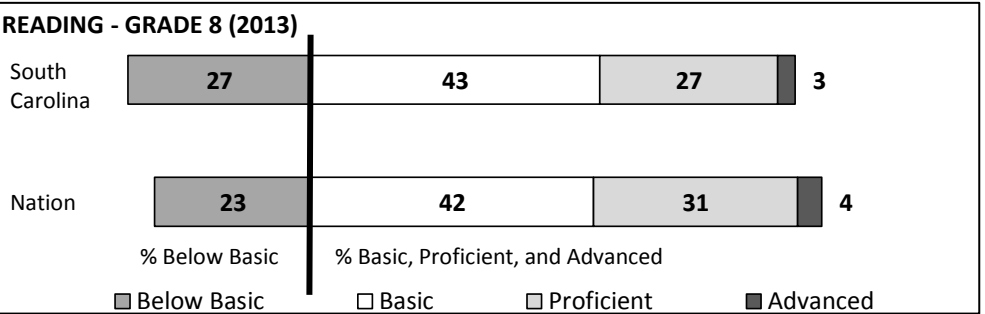
SC PASS PERFORMANCE

Our School Middle Schools with Students Like Ours Middle Schools Statewide



NAEP\*

\*Performance reported for SC and nation, data not available at school level. Percentages at NAEP Achievement Levels.



END OF COURSE TESTS - 2014		
% of Students scoring 70 or above on:	Our Middle School	Middle Schools with Students Like Ours
Algebra 1/Math for the Technologies 2	100.0%	97.0%
English 1	96.3%	95.4%
Biology 1	N/A	N/A
US History and the Constitution	N/A	N/A
All Subjects	98.1%	96.9%

SC PERFORMANCE VISION

By 2020 all students will graduate with the knowledge and skills necessary to compete successfully in the global economy, participate in a democratic society and contribute positively as members of families and communities.

Abbreviations Key

N/A-Not Applicable N/AV-Not Available N/C-Not Collected N/R-Not Reported I/S-Insufficient Sample TBD-To Be Determined

Jonesville Middle  
UNION COUNTY  
SCHOOL PROFILE

	Our School	Change from Last Year	Middle Schools with Students Like Ours	Median Middle Schools
Students (n = 186)				
Students Enrolled in high school credit courses (grades 7 & 8)	21.6%	N/A	22.8%	26.0%
Retention rate	0.0%	N/A	0.8%	0.6%
Attendance rate	96.0%	N/A	96.0%	96.2%
Served by gifted and talented program	0.0%	N/A	15.7%	19.4%
With disabilities	10.3%	N/A	14.1%	12.8%
Older than usual for grade	6.0%	N/A	5.6%	4.5%
Out-of-school suspensions or expulsions for violent and/or criminal offenses	0.0%	N/A	0.6%	0.4%
Annual dropout rate	0.0%	No change	0.0%	0.0%
Teachers (n = 10)				
Teachers with advanced degrees	70.0%	N/A	58.6%	61.3%
Continuing contract teachers	80.0%	N/A	75.7%	75.9%
Teachers returning from previous year	N/A	N/A	84.0%	85.4%
Teacher attendance rate	94.8%	N/A	95.0%	95.2%
Average teacher salary*	\$45,087	N/A	\$46,545	\$47,081
Classes not taught by highly qualified teachers	12.0%	N/A	6.6%	5.8%
Professional development days/teacher	7.7 days	N/A	11.6 days	10.6 days
School				
Principal's years at school	3.0	N/A	5.0	3.0
Student-teacher ratio in core subjects	18.6 to 1	N/A	20.6 to 1	21.5 to 1
Prime instructional time	89.9%	N/A	89.9%	90.1%
Opportunities in the arts	Excellent	N/A	Good	Good
SACS accreditation	Yes	N/A	Yes	Yes
Parents attending conferences	95.1%	N/A	98.9%	99.0%
Character development program	Excellent	N/A	Good	Good
Dollars spent per pupil**	N/A	N/A	\$7,554	\$7,616
Percent of expenditures for instruction**	N/A	N/A	61.4%	62.0%
Percent of expenditures for teacher salaries**	N/A	N/A	60.4%	61.3%
ESEA composite index score		N/A	74.0	77.9

\* Length of contract = 185+ days.  
\*\*Prior year audited financial data available.

EVALUATION RESULTS

	Teachers	Students*	Parents*
Number of surveys returned	9	56	20
Percent satisfied with learning environment	-4.0%	92.9%	70.0%
Percent satisfied with social and physical environment	-4.0%	85.7%	80.0%
Percent satisfied with school-home relations	-4.0%	94.6%	78.9%

\*Only students at the highest middle school grade level at this school and their parents were included.

Comprehensive detail, including definitions of ratings, performance criteria, and explanations of status, is available on [www.ed.sc.gov](http://www.ed.sc.gov) and [www.eoc.sc.gov](http://www.eoc.sc.gov) as well as school and school district websites.

Printed versions are available from school districts upon request.

REPORT OF PRINCIPAL AND SCHOOL IMPROVEMENT  
COUNCIL

Jonesville Middle School serves approximately 185 students from sixth through eighth grade. The underlying philosophy of the school is a strong belief that all children, given the opportunity, can learn. The overall goal of the school is to provide quality instruction to all students in order to improve test scores across the curriculum. A close relationship exists between the school and community, both of whom sharing a belief in the philosophy of high expectations for all students. The school’s motto which is “One Family, One Mission: To create the best quality education for all students,” is observed daily by parents, visitors, students, faculty, and staff. ☐

☐  
Through the hard work and dedication of our students, parents, community members, faculty and staff, JEMS has successfully implemented many effective programs. Two students were named Junior Scholars. JEMS is a partner school with Winthrop University in the NetSCOPE program. JEMS was named Wal-Mart School of The Year. JEMS was chosen as a partner by Belk and Points of Light, the leading volunteer organization in the country, to provide volunteer service to elementary schools to celebrate the 125th anniversary of Belk. This project is an example of how people can come together and support education in our community. JEMS was the recipient of the Dollar General Literacy Foundation Grant.☐

☐  
In conclusion, the 2013-2014 school year is an exciting time for Jonesville Elementary Middle School. The Jonesville Elementary Middle School family will continue to address and meet the academic, social, emotional, and physical needs of all students.

Abbreviations Key

N/A-Not Applicable      N/AV-Not Available      N/C-Not Collected      N/R-Not Reported      I/S-Insufficient Sample      TBD-To Be Determined