



SC Annual School Report Card Summary

Chestnut Oaks Middle School
SUMTER
Grades: 6-8 Enrollment: 475
Principal: Lashawnte D. Sarvis
Superintendent: J. Frank Baker
Board Chair: E. Keith Schultz

PERFORMANCE

Comprehensive detail, including definitions of ratings, performance criteria, and explanations of status, is available on www.ed.sc.gov and www.eoc.sc.gov as well as school and school district websites. Printed versions are available from school districts upon request.

YEAR	ABSOLUTE RATING	GROWTH RATING	PALMETTO GOLD AND SILVER AWARD		ESEA/FEDERAL ACCOUNTABILITY RATING SYSTEM	
			General Performance	Closing the Gap	ESEA Grade	Accountability Indicator
2014	At-Risk	At-Risk	TBD	TBD	F	Priority
2013	Average	Good	SILVER	SILVER	F	N/A
2012	Average	Good	SILVER	N/A	C	N/A

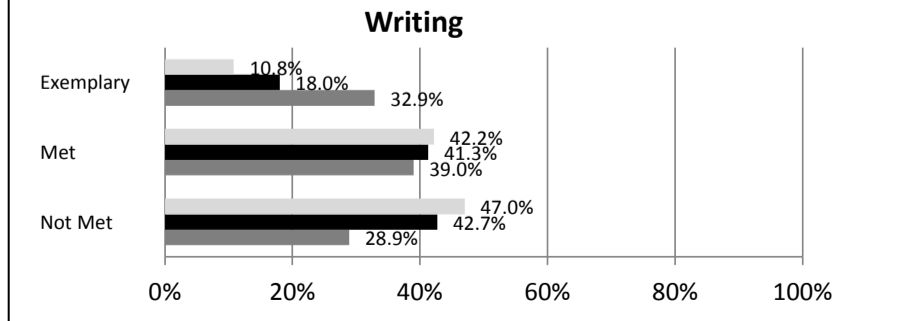
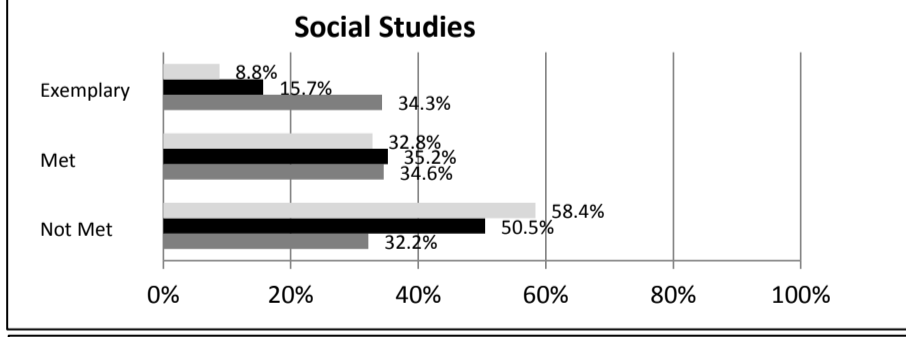
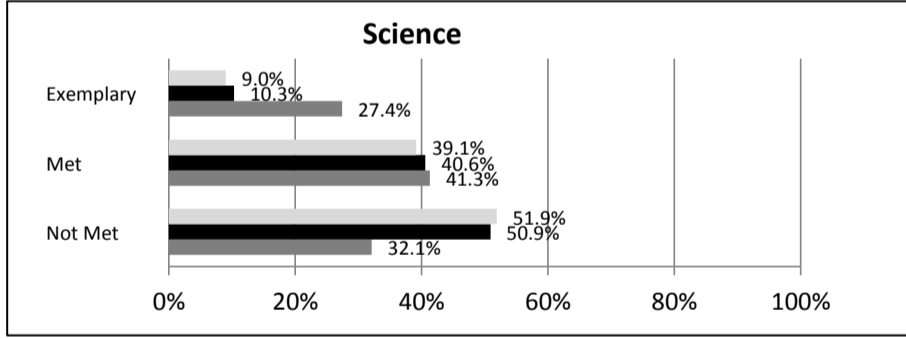
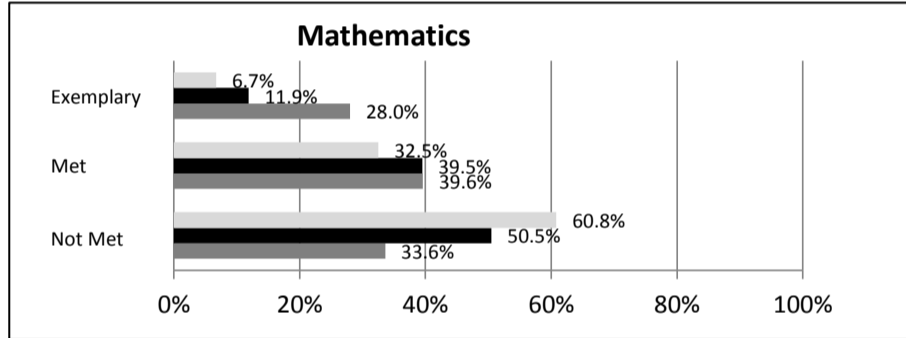
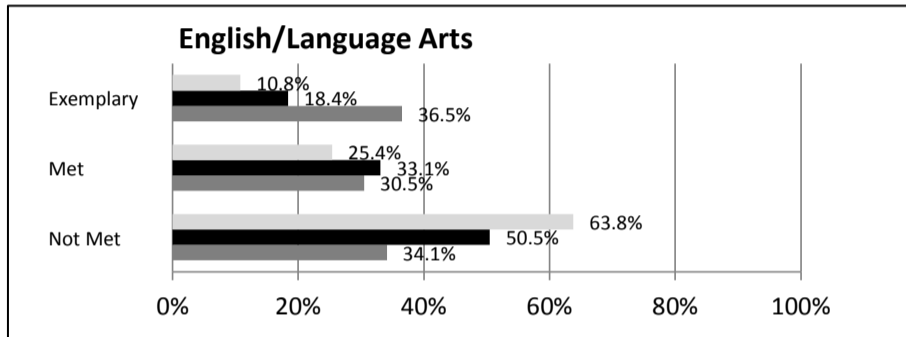
ABSOLUTE RATINGS OF MIDDLE SCHOOLS WITH STUDENTS LIKE OURS*

EXCELLENT	GOOD	AVERAGE	BELOW AVERAGE	AT-RISK
0	0	16	31	14

* Ratings are calculated with data available by 04/27/2015. Schools with Students Like Ours are Middle Schools with Poverty Indices of no more than 5% above or below the index for this school.

SC PASS PERFORMANCE

Our School Middle Schools with Students Like Ours Middle Schools Statewide



NAEP*

*Performance reported for SC and nation, data not available at school level. Percentages at NAEP Achievement Levels.



END OF COURSE TESTS - 2014

% of Students scoring 70 or above on:	Our Middle School	Middle Schools with Students Like Ours
Algebra 1/Math for the Technologies 2	93.8%	93.8%
English 1	95.2%	85.7%
Biology 1	N/A	N/A
US History and the Constitution	N/A	N/A
All Subjects	94.6%	92.3%

SC PERFORMANCE VISION

By 2020 all students will graduate with the knowledge and skills necessary to compete successfully in the global economy, participate in a democratic society and contribute positively as members of families and communities.

Abbreviations Key

N/A-Not Applicable N/AV-Not Available N/C-Not Collected N/R-Not Reported I/S-Insufficient Sample TBD-To Be Determined

Chestnut Oaks Middle School SUMTER

SCHOOL PROFILE

	Our School	Change from Last Year	Middle Schools with Students Like Ours	Median Middle Schools
Students (n = 475)				
Students Enrolled in high school credit courses (grades 7 & 8)	8.7%	Down from 10.7%	14.7%	26.0%
Retention rate	1.7%	Down from 2.8%	0.7%	0.6%
Attendance rate	93.1%	Down from 93.9%	95.6%	96.2%
Served by gifted and talented program	8.3%	Up from 6.7%	7.0%	19.4%
With disabilities	21.8%	Up from 20.2%	16.2%	12.8%
Older than usual for grade	14.0%	Up from 11.8%	7.3%	4.5%
Out-of-school suspensions or expulsions for violent and/or criminal offenses	1.1%	Up from 0.0%	0.6%	0.4%
Annual dropout rate	0.0%	No change	0.0%	0.0%
Teachers (n = 31)				
Teachers with advanced degrees	48.4%	Down from 51.3%	59.2%	61.3%
Continuing contract teachers	32.3%	Down from 35.9%	60.0%	75.9%
Teachers returning from previous year	68.2%	Down from 72.9%	77.0%	85.4%
Teacher attendance rate	94.1%	Down from 96.4%	95.3%	95.2%
Average teacher salary*	\$38,828	Up 1.8%	\$45,172	\$47,081
Classes not taught by highly qualified teachers	34.3%	Up from 17.2%	12.1%	5.8%
Professional development days/teacher	2.5 days	Down from 10.6 days	9.7 days	10.6 days
School				
Principal's years at school	1.0	Down from 3.0	3.0	3.0
Student-teacher ratio in core subjects	18.3 to 1	Down from 18.7 to 1	18.4 to 1	21.5 to 1
Prime instructional time	85.7%	Down from 89.3%	89.6%	90.1%
Opportunities in the arts	Good	No change	Good	Good
SACS accreditation	Yes	No change	Yes	Yes
Parents attending conferences	65.5%	Down from 80.1%	97.9%	99.0%
Character development program	Below Average	Down from Good	Good	Good
Dollars spent per pupil**	\$8,427	Up 17.9%	\$9,680	\$7,616
Percent of expenditures for instruction**	60.8%	Down from 61.0%	55.7%	62.0%
Percent of expenditures for teacher salaries**	60.0%	No change	54.8%	61.3%
ESEA composite index score	12.5	Down from 53.8	54.7	77.9

* Length of contract = 185+ days.

**Prior year audited financial data available.

EVALUATION RESULTS

	Teachers	Students*	Parents*
Number of surveys returned	32	116	27
Percent satisfied with learning environment	53.1%	71.6%	74.1%
Percent satisfied with social and physical environment	71.9%	70.7%	69.2%
Percent satisfied with school-home relations	31.3%	78.7%	72.0%

*Only students at the highest middle school grade level at this school and their parents were included.

Comprehensive detail, including definitions of ratings, performance criteria, and explanations of status, is available on www.ed.sc.gov and www.eoc.sc.gov as well as school and school district websites.

Printed versions are available from school districts upon request.

REPORT OF PRINCIPAL AND SCHOOL IMPROVEMENT COUNCIL

Chestnut Oaks Middle School is an evolving mecca of academic excellence. The home of the Falcons consists of grade level buildings and shared Related Arts, Media Center, and front office buildings on a beautiful campus encompassing 131,000 square feet. Our teachers participate in collaboration and team teaching. Chestnut Oaks Middle School fosters a safe learning environment where the focus is on seeking excellence, opting to use good manners, activating listening skills, and respecting self and others (SOAR).²

Chestnut Oaks Middle School is proud to be named a Palmetto Silver Award Winning School for the third time in the school's history. Twenty five eighth grade students earned high school credit for English I and/or Algebra I. Our students in Future Business Leaders of America (FBLA) participated and won on the regional and state levels. Three students placed at the state level in three different divisions. Two of our band students were named to the Sumter School District Middle School Honor Band. The number of students recognized in our academic assemblies for student achievement in class and benchmark scores as well as attendance has increased each semester. Our PTSA has conducted meetings in the two of the communities in which our students attend in order to engage more parents in the meetings. Our students took part in college visits to South Carolina State University, USC School of Law, and USC Sumter. Representatives from Central Carolina College, SC Governor's School for the Arts and Humanities, and Morris College came to Chestnut Oaks this year to share information with our students.²

Chestnut Oaks Middle School will continue to foster and promote student academic and character excellence. We will continue to engage our parents and community by conducting workshops in the community. We will continue to set academic goals and monitor our progress in attaining these goals. As a community of learners, Chestnut Oaks Middle School will promote and be a center of excellence in academics, service, and character education.²

Lashawnte D. Sarvis, Principal²

Brittany Brum, SIC Chair

Abbreviations Key

N/A-Not Applicable

N/AV-Not Available

N/C-Not Collected

N/R-Not Reported

I/S-Insufficient Sample

TBD-To Be Determined