



SC Annual School Report Card Summary

Mayewood Middle School
SUMTER
Grades: 6-8 Enrollment: 157
Principal: David Laws Jr.
Superintendent: J. Frank Baker
Board Chair: E. Keith Schultz

PERFORMANCE

Comprehensive detail, including definitions of ratings, performance criteria, and explanations of status, is available on www.ed.sc.gov and www.eoc.sc.gov as well as school and school district websites. Printed versions are available from school districts upon request.

YEAR	ABSOLUTE RATING	GROWTH RATING	PALMETTO GOLD AND SILVER AWARD		ESEA/FEDERAL ACCOUNTABILITY RATING SYSTEM	
			General Performance	Closing the Gap	ESEA Grade	Accountability Indicator
2014	Below Average	Average	TBD	TBD	C	N/A
2013	Below Average	Below Average	N/A	N/A	D	Priority
2012	Below Average	Below Average	N/A	N/A	F	Priority

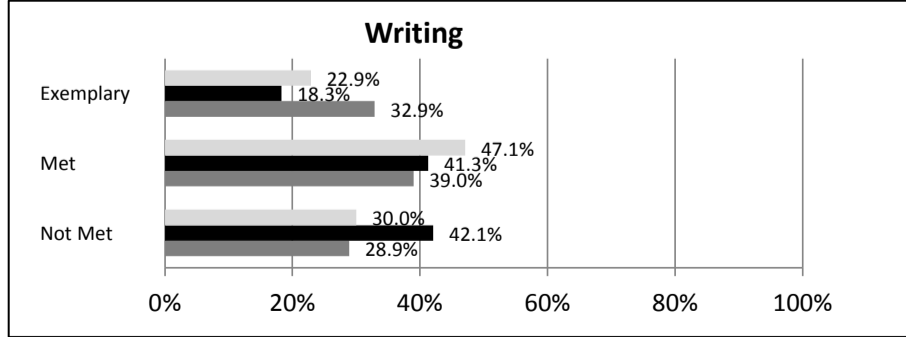
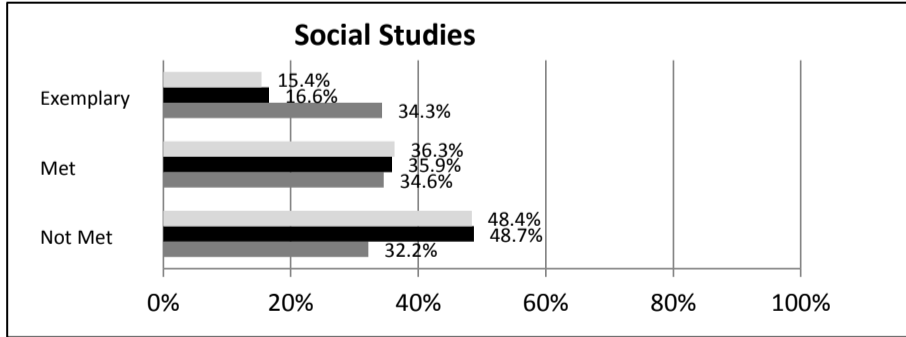
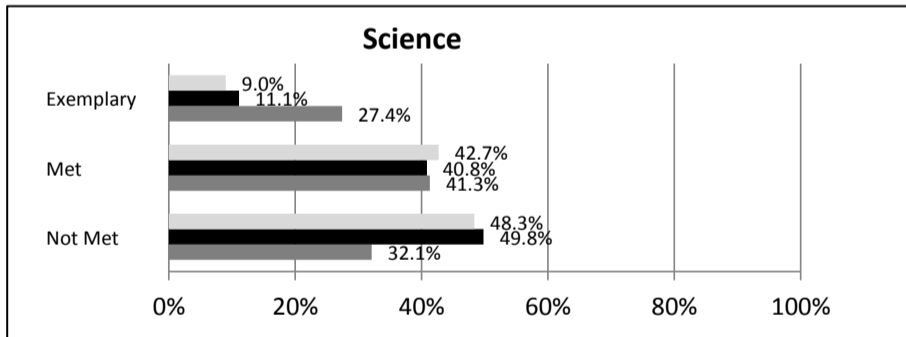
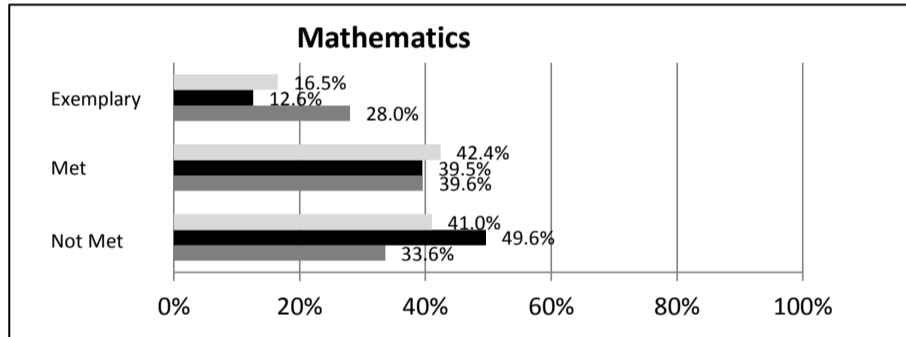
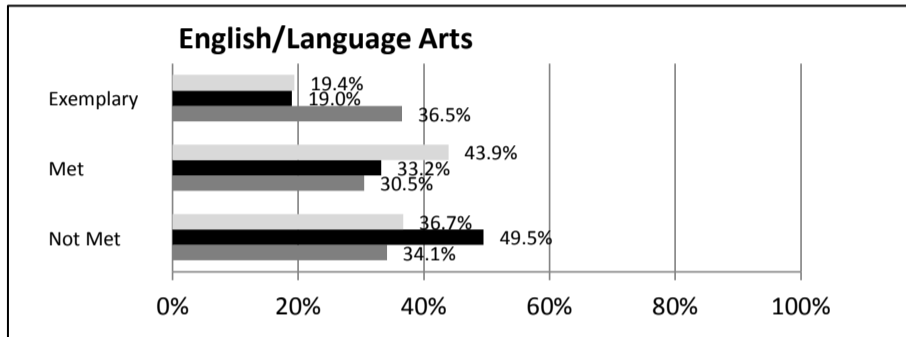
ABSOLUTE RATINGS OF MIDDLE SCHOOLS WITH STUDENTS LIKE OURS*

EXCELLENT	GOOD	AVERAGE	BELOW AVERAGE	AT-RISK
0	0	23	32	14

* Ratings are calculated with data available by 04/27/2015. Schools with Students Like Ours are Middle Schools with Poverty Indices of no more than 5% above or below the index for this school.

SC PASS PERFORMANCE

Our School Middle Schools with Students Like Ours Middle Schools Statewide



NAEP*

*Performance reported for SC and nation, data not available at school level. Percentages at NAEP Achievement Levels.



END OF COURSE TESTS - 2014

% of Students scoring 70 or above on:	Our Middle School	Middle Schools with Students Like Ours
Algebra 1/Math for the Technologies 2	88.9%	93.9%
English 1	92.3%	86.4%
Biology 1	N/A	N/A
US History and the Constitution	N/A	N/A
All Subjects	90.9%	92.3%

SC PERFORMANCE VISION

By 2020 all students will graduate with the knowledge and skills necessary to compete successfully in the global economy, participate in a democratic society and contribute positively as members of families and communities.

Abbreviations Key

N/A-Not Applicable N/AV-Not Available N/C-Not Collected N/R-Not Reported I/S-Insufficient Sample TBD-To Be Determined

Mayewood Middle School SUMTER

SCHOOL PROFILE

	Our School	Change from Last Year	Middle Schools with Students Like Ours	Median Middle Schools
Students (n = 157)				
Students Enrolled in high school credit courses (grades 7 & 8)	16.7%	Up from 15.5%	14.7%	26.0%
Retention rate	0.6%	No change	0.7%	0.6%
Attendance rate	95.1%	Down from 95.5%	95.6%	96.2%
Served by gifted and talented program	17.9%	Down from 20.8%	7.3%	19.4%
With disabilities	12.8%	Down from 15.1%	16.4%	12.8%
Older than usual for grade	7.7%	Down from 9.4%	7.0%	4.5%
Out-of-school suspensions or expulsions for violent and/or criminal offenses	0.0%	No change	0.9%	0.4%
Annual dropout rate	0.0%	No change	0.0%	0.0%
Teachers (n = 15)				
Teachers with advanced degrees	73.3%	Up from 64.7%	58.7%	61.3%
Continuing contract teachers	60.0%	Up from 58.8%	62.2%	75.9%
Teachers returning from previous year	58.2%	Down from 70.6%	77.5%	85.4%
Teacher attendance rate	95.2%	No change	95.3%	95.2%
Average teacher salary*	\$46,627	Up 4.2%	\$45,299	\$47,081
Classes not taught by highly qualified teachers	21.8%	Up from 14.9%	10.9%	5.8%
Professional development days/teacher	9.1 days	Up from 5.9 days	9.7 days	10.6 days
School				
Principal's years at school	1.0	Down from 2.0	3.0	3.0
Student-teacher ratio in core subjects	15.0 to 1	Up from 14.9 to 1	18.5 to 1	21.5 to 1
Prime instructional time	89.6%	Down from 90.2%	89.6%	90.1%
Opportunities in the arts	Good	No change	Good	Good
SACS accreditation	Yes	No change	Yes	Yes
Parents attending conferences	80.1%	Down from 98.5%	98.3%	99.0%
Character development program	Good	Up from Below Average	Good	Good
Dollars spent per pupil**	\$13,945	Up 15.6%	\$9,683	\$7,616
Percent of expenditures for instruction**	52.0%	No change	55.8%	62.0%
Percent of expenditures for teacher salaries**	51.7%	Up from 51.0%	55.1%	61.3%
ESEA composite index score	75.3	Up from 64.1	55.4	77.9

* Length of contract = 185+ days.

**Prior year audited financial data available.

EVALUATION RESULTS

	Teachers	Students*	Parents*
Number of surveys returned	14	55	36
Percent satisfied with learning environment	85.7%	76.4%	94.5%
Percent satisfied with social and physical environment	85.7%	78.2%	91.7%
Percent satisfied with school-home relations	78.6%	89.1%	75.0%

*Only students at the highest middle school grade level at this school and their parents were included.

Comprehensive detail, including definitions of ratings, performance criteria, and explanations of status, is available on www.ed.sc.gov and www.eoc.sc.gov as well as school and school district websites.

Printed versions are available from school districts upon request.

REPORT OF PRINCIPAL AND SCHOOL IMPROVEMENT COUNCIL

This school year, Mayewood Middle School students, parents, teachers and staff focused on the goal of making history in student achievement. The school had a new leadership team led by a principal with a history of attaining significant student achievement gains. This year was a success. Students, parents, teachers, and staff were very proud of the achievements made. [?]

The culture of Mayewood Middle School changed into a school that values excellence in academics and character. The school implemented the Positive Behavior Intervention and Support (PBIS) model. We encouraged our students to use their Viking SWORD everyday: Seek excellence; Work hard; Observe rules and procedures; Respect self and others; and to Do the right thing all of the time even when no one is looking. The school started a voluntary uniform initiative called Viking Attire. Students who consistently wore Viking Attire received special incentives. As a result of our PBIS initiative, student discipline infractions significantly declined and only three students were recommended for expulsion during the school year. The school had a very positive climate that was safe and conducive for learning. [?]

In order to achieve our academic goals, the school implemented the TE-21 benchmark assessments that monitored student achievement, increased instructional time, provided teachers with instructional support, and developed a collaborative focus on excellence. Students developed an intrinsic value for academic scholarship. Students were excited to report their benchmark scores, which were highly correlated to their projected SCPASS performance. Parents received quarterly benchmark reports in conjunction with the grade report cards. Teachers embraced the challenge of improving student academic ability with at least a year's growth. [?]

Mayewood Middle School also excelled in the Arts and extracurricular activities. The band students conducted a winter and spring concert. Despite being the smallest school in the conference, the boys' basketball team won the conference tournament and the track team came in second place. Our students visited three colleges this year including Coastal Carolina University, South Carolina State University, and the University of South Carolina. Mayewood sponsored several clubs to including the National Junior Honor Society, Student Council, Step Team, Academic Challenge Team, and National Junior Beta Club. [?]

The school would not have been able to achieve success without our parents and community support. This year over 30 parents met on Saturdays during our Advanced Viking Academy (AVA) to conduct professional development and the School Improvement Council (SIC) meetings. Representatives from the United Way Sumter, Sumter Sheriff's Office, Sumter School District Social Worker, and Mayewood facilitated sessions on Bullying, Adolescent Development, Internet Safety, SCPASS report cards and other topics. While parents attended professional development, students were in advanced tutoring sessions. This collaborative effort was successful. [?]

The Mayewood team believes that we are on the right track. With the combined efforts and support of teachers, students, parents, and staff, we believe that our students will experience the best education possible and will surpass our academic expectations. [?]

David Laws Jr., Principal Vonetta Thorne, SIC

Abbreviations Key

N/A-Not Applicable

N/AV-Not Available

N/C-Not Collected

N/R-Not Reported

I/S-Insufficient Sample

TBD-To Be Determined