



# SC Annual School Report Card Summary

Hillcrest Middle School  
SUMTER

Grades: 6-8

Enrollment: 425

Principal: Tarsha B. Staggers

Superintendent: J. Frank Baker

Board Chair: E. Keith Schultz

## PERFORMANCE

Comprehensive detail, including definitions of ratings, performance criteria, and explanations of status, is available on [www.ed.sc.gov](http://www.ed.sc.gov) and [www.eoc.sc.gov](http://www.eoc.sc.gov) as well as school and school district websites. Printed versions are available from school districts upon request.

YEAR	ABSOLUTE RATING	GROWTH RATING	PALMETTO GOLD AND SILVER AWARD		ESEA/FEDERAL ACCOUNTABILITY RATING SYSTEM	
			General Performance	Closing the Gap	ESEA Grade	Accountability Indicator
2014	Average	Average	TBD	TBD	D	N/A
2013	Average	Below Average	N/A	N/A	B	N/A
2012	Good	Average	N/A	N/A	B	N/A

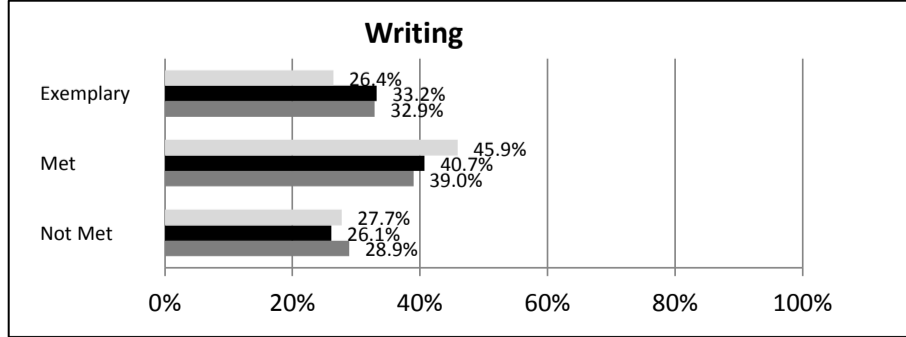
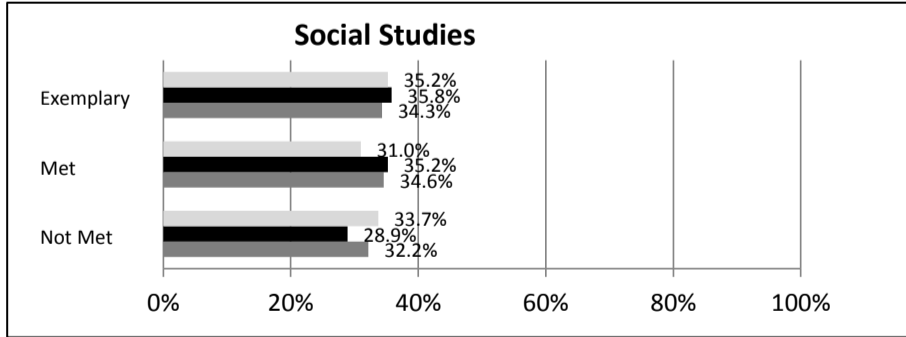
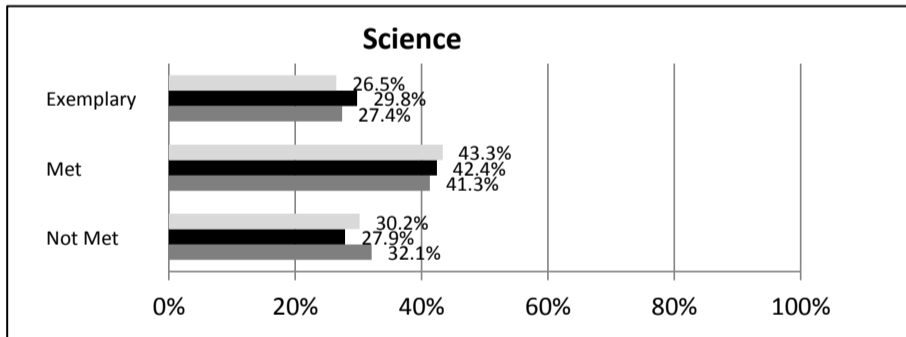
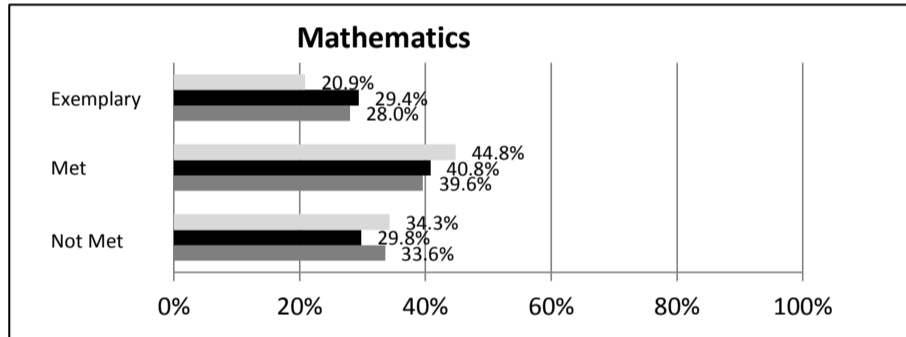
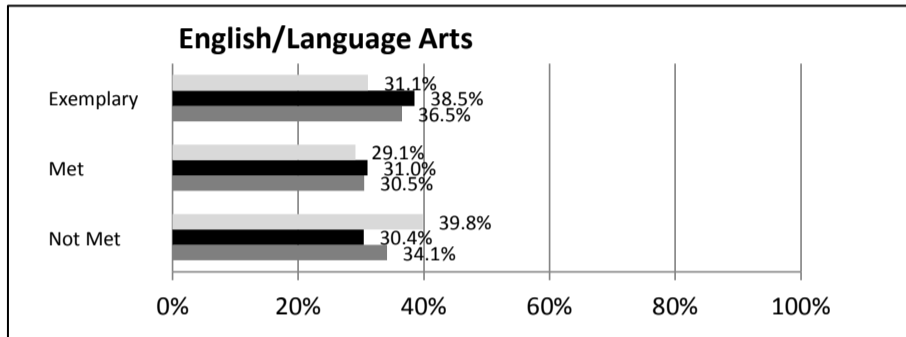
## ABSOLUTE RATINGS OF MIDDLE SCHOOLS WITH STUDENTS LIKE OURS\*

EXCELLENT	GOOD	AVERAGE	BELOW AVERAGE	AT-RISK
7	17	35	2	0

\* Ratings are calculated with data available by 04/27/2015. Schools with Students Like Ours are Middle Schools with Poverty Indices of no more than 5% above or below the index for this school.


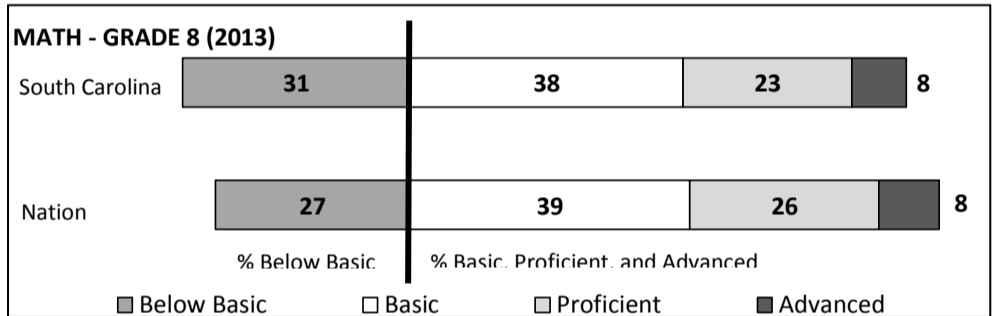
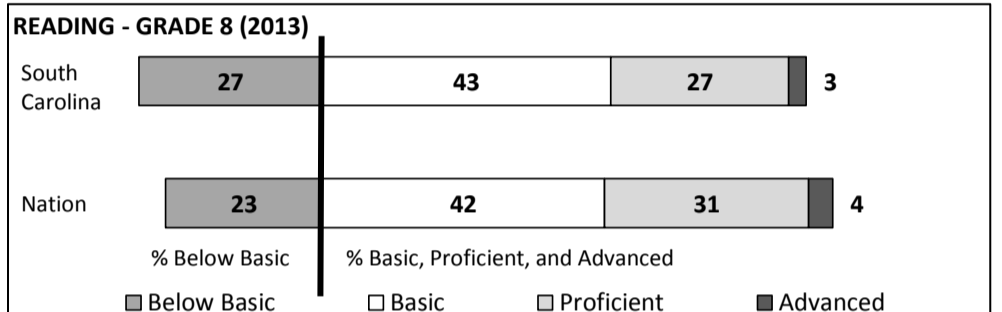
## SC PASS PERFORMANCE

Our School Middle Schools with Students Like Ours Middle Schools Statewide



## NAEP\*

\*Performance reported for SC and nation, data not available at school level. Percentages at NAEP Achievement Levels.



## END OF COURSE TESTS - 2014

% of Students scoring 70 or above on:	Our Middle School	Middle Schools with Students Like Ours
Algebra 1/Math for the Technologies 2	100.0%	98.6%
English 1	94.3%	95.8%
Biology 1	N/A	N/A
US History and the Constitution	N/A	N/A
All Subjects	97.2%	98.3%

## SC PERFORMANCE VISION

By 2020 all students will graduate with the knowledge and skills necessary to compete successfully in the global economy, participate in a democratic society and contribute positively as members of families and communities.

## Abbreviations Key

N/A-Not Applicable

N/AV-Not Available

N/C-Not Collected

N/R-Not Reported

I/S-Insufficient Sample

TBD-To Be Determined

**Hillcrest Middle School  
SUMTER**

**SCHOOL PROFILE**

	Our School	Change from Last Year	Middle Schools with Students Like Ours	Median Middle Schools
<b>Students (n = 425)</b>				
Students Enrolled in high school credit courses (grades 7 & 8)	17.7%	Up from 16.4%	30.1%	26.0%
Retention rate	0.7%	Up from 0.5%	0.9%	0.6%
Attendance rate	94.0%	Down from 94.9%	96.0%	96.2%
Served by gifted and talented program	29.9%	Up from 26.0%	21.7%	19.4%
With disabilities	16.4%	Up from 15.6%	13.2%	12.8%
Older than usual for grade	7.5%	Down from 7.9%	4.7%	4.5%
Out-of-school suspensions or expulsions for violent and/or criminal offenses	0.0%	Down from 0.7%	0.6%	0.4%
Annual dropout rate	0.0%	No change	0.0%	0.0%
<b>Teachers (n = 24)</b>				
Teachers with advanced degrees	79.2%	Up from 72.7%	61.8%	61.3%
Continuing contract teachers	75.0%	Down from 100.0%	79.6%	75.9%
Teachers returning from previous year	87.8%	Down from 90.9%	86.7%	85.4%
Teacher attendance rate	97.0%	Up from 96.5%	94.9%	95.2%
Average teacher salary*	\$45,775	Down 0.4%	\$48,117	\$47,081
Classes not taught by highly qualified teachers	17.1%	Down from 18.4%	4.7%	5.8%
Professional development days/teacher	7.4 days	Up from 5.7 days	11.0 days	10.6 days
<b>School</b>				
Principal's years at school	2.0	Up from 1.0	4.0	3.0
Student-teacher ratio in core subjects	23.8 to 1	Up from 21.6 to 1	22.7 to 1	21.5 to 1
Prime instructional time	90.3%	Down from 91.0%	89.8%	90.1%
Opportunities in the arts	Good	No change	Good	Good
SACS accreditation	Yes	No change	Yes	Yes
Parents attending conferences	97.3%	Down from 100.0%	98.9%	99.0%
Character development program	Below Average	No change	Good	Good
Dollars spent per pupil**	\$7,377	Up 21.2%	\$7,299	\$7,616
Percent of expenditures for instruction**	53.5%	Up from 53.0%	62.7%	62.0%
Percent of expenditures for teacher salaries**	53.0%	No change	61.8%	61.3%
ESEA composite index score	68.5	Down from 85.7	80.6	77.9

\* Length of contract = 185+ days.

\*\*Prior year audited financial data available.

**EVALUATION RESULTS**

	Teachers	Students*	Parents*
Number of surveys returned	24	136	106
Percent satisfied with learning environment	100.0%	73.5%	75.4%
Percent satisfied with social and physical environment	100.0%	76.9%	74.5%
Percent satisfied with school-home relations	69.6%	79.4%	56.7%

\*Only students at the highest middle school grade level at this school and their parents were included.

Comprehensive detail, including definitions of ratings, performance criteria, and explanations of status, is available on [www.ed.sc.gov](http://www.ed.sc.gov) and [www.eoc.sc.gov](http://www.eoc.sc.gov) as well as school and school district websites.

Printed versions are available from school districts upon request.

**REPORT OF PRINCIPAL AND SCHOOL IMPROVEMENT COUNCIL**

Hillcrest Middle School is located in the Dalzell Community of Sumter County. Our school serves a total of approximately 426 students in a 6-8 grade educational setting. Our mission is believing, achieving, and succeeding through academics, citizenship, and service. In order to achieve our mission, our primary goals are; to increase student achievement as measured by SCPASS by providing opportunities for teachers to participate in professional development, maintaining a highly qualified workforce, increasing parental/community involvement, addressing the academic/social needs of our students, and creating a safe, secure, and healthy school environment.☒

Teachers were provided opportunities to participate in departmental meetings, workshops, conferences, district-level professional development, and powerful pedagogy sessions to improve teaching and learning.☒

A few of our highlights for 2013-2014 include: quarterly perfect discipline recognition, quarterly academic awards program, All County Band Participants, 5 SC Junior Scholars, 1 Duke Tip Scholar, Crystal/Golden Pen Award Recipients, 12 Golden Apple Award Winners, The Evening Optimist Club Program, Sumter Education Foundation Mini Grant Award Winners, Department of Defense Education Grant, and 100% of our Algebra I Students passed the End of Course Examination.☒

Continuing with our tradition of giving back to the community, some of our service projects include: canned food drives, Relay for Life of Sumter, Breast Cancer Awareness Initiative, Cents for Civitans, Pennies for Patients, Catchall Senior Citizens Luncheon, American Heart Walk, coat/book drives, and Shower Shaw with Cookies.☒

We believe that teamwork is necessary to achieve the goal of our school. Therefore, we thank our teachers, students, PTSA, SIC, parents, volunteers, Shaw Air Force Base, and the community for playing an integral part in the success of our school as we continue to increase student achievement.☒

Tarsha B. Staggers, Principal☒

Julie Harris, SIC Chair

**Abbreviations Key**

**N/A**-Not Applicable

**N/AV**-Not Available

**N/C**-Not Collected

**N/R**-Not Reported

**I/S**-Insufficient Sample

**TBD**-To Be Determined