



SC Annual School Report Card Summary

**Ebenezer Middle School
SUMTER**

Grades: 6-8

Enrollment: 353

Principal: Marlene De Wit

Superintendent: J. Frank Baker

Board Chair: E. Keith Schultz

PERFORMANCE

Comprehensive detail, including definitions of ratings, performance criteria, and explanations of status, is available on www.ed.sc.gov and www.eoc.sc.gov as well as school and school district websites. Printed versions are available from school districts upon request.

YEAR	ABSOLUTE RATING	GROWTH RATING	PALMETTO GOLD AND SILVER AWARD		ESEA/FEDERAL ACCOUNTABILITY RATING SYSTEM	
			General Performance	Closing the Gap	ESEA Grade	Accountability Indicator
2014	Average	Average	TBD	TBD	C	N/A
2013	Average	Average	N/A	N/A	A	Reward
2012	Average	Average	N/A	SILVER	A	N/A

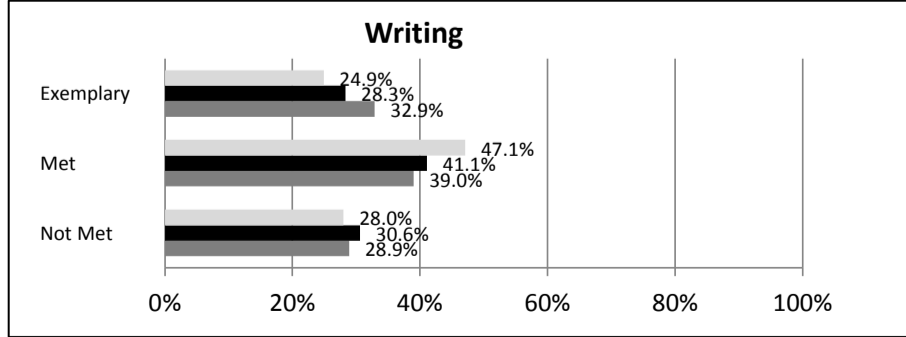
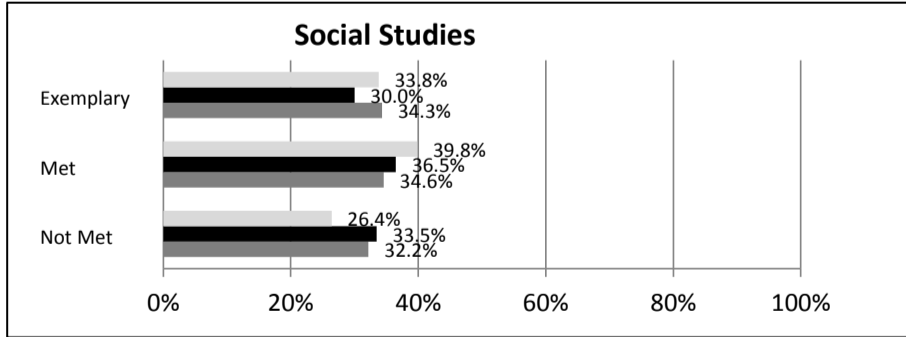
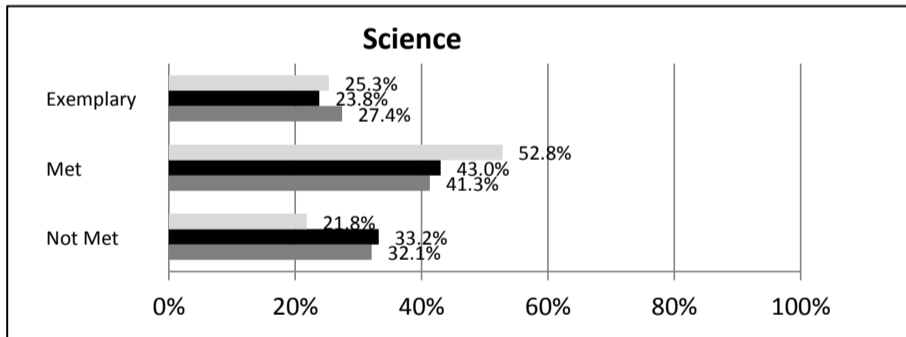
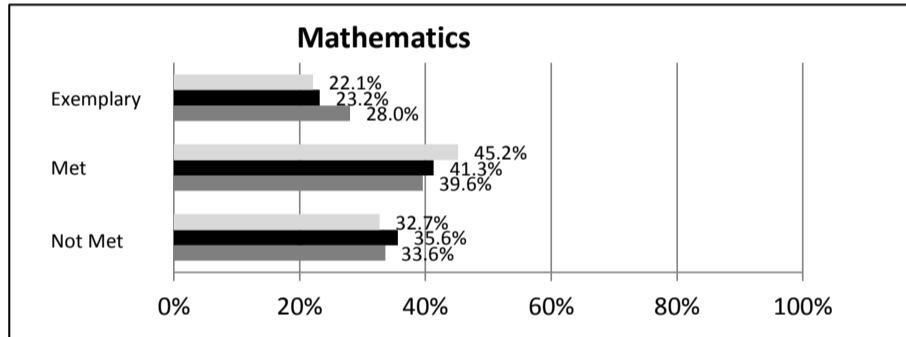
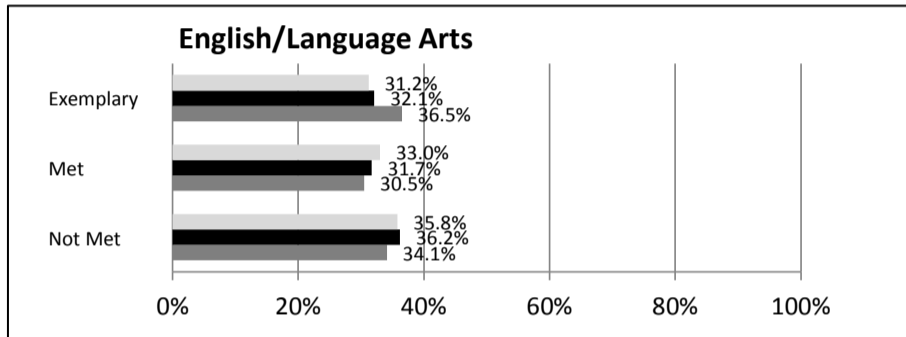
ABSOLUTE RATINGS OF MIDDLE SCHOOLS WITH STUDENTS LIKE OURS*

EXCELLENT	GOOD	AVERAGE	BELOW AVERAGE	AT-RISK
2	8	48	6	0

* Ratings are calculated with data available by 04/27/2015. Schools with Students Like Ours are Middle Schools with Poverty Indices of no more than 5% above or below the index for this school.


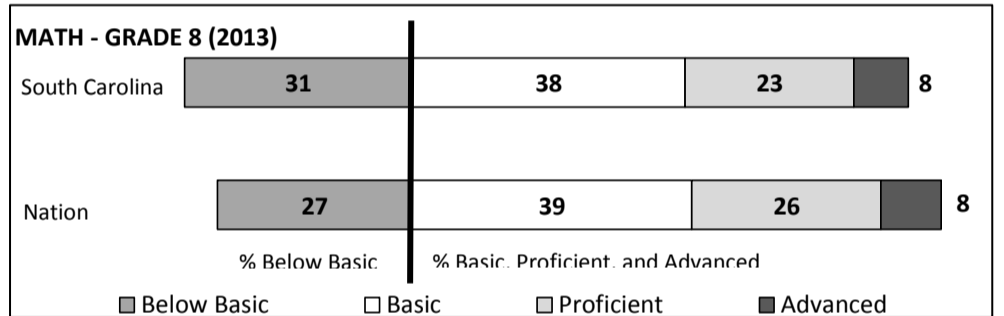

SC PASS PERFORMANCE

Our School Middle Schools with Students Like Ours Middle Schools Statewide



NAEP*

*Performance reported for SC and nation, data not available at school level. Percentages at NAEP Achievement Levels.



END OF COURSE TESTS - 2014

% of Students scoring 70 or above on:	Our Middle School	Middle Schools with Students Like Ours
Algebra 1/Math for the Technologies 2	100.0%	96.8%
English 1	100.0%	95.2%
Biology 1	N/A	N/A
US History and the Constitution	N/A	N/A
All Subjects	100.0%	96.8%

SC PERFORMANCE VISION

By 2020 all students will graduate with the knowledge and skills necessary to compete successfully in the global economy, participate in a democratic society and contribute positively as members of families and communities.

Abbreviations Key

N/A-Not Applicable

N/AV-Not Available

N/C-Not Collected

N/R-Not Reported

I/S-Insufficient Sample

TBD-To Be Determined

**Ebenezer Middle School
SUMTER**

SCHOOL PROFILE

	Our School	Change from Last Year	Middle Schools with Students Like Ours	Median Middle Schools
Students (n = 353)				
Students Enrolled in high school credit courses (grades 7 & 8)	41.7%	Up from 13.0%	23.7%	26.0%
Retention rate	1.8%	Down from 2.5%	0.9%	0.6%
Attendance rate	94.5%	Down from 95.2%	96.0%	96.2%
Served by gifted and talented program	24.7%	Up from 23.2%	15.7%	19.4%
With disabilities	11.5%	Up from 10.9%	13.8%	12.8%
Older than usual for grade	9.7%	Up from 9.5%	5.7%	4.5%
Out-of-school suspensions or expulsions for violent and/or criminal offenses	0.0%	No change	0.6%	0.4%
Annual dropout rate	0.0%	No change	0.0%	0.0%
Teachers (n = 25)				
Teachers with advanced degrees	56.0%	No change	57.8%	61.3%
Continuing contract teachers	64.0%	Up from 52.0%	75.2%	75.9%
Teachers returning from previous year	72.3%	Down from 76.2%	84.1%	85.4%
Teacher attendance rate	95.1%	Up from 94.6%	94.9%	95.2%
Average teacher salary*	\$45,590	Up 11.3%	\$46,472	\$47,081
Classes not taught by highly qualified teachers	17.1%	Up from 0.0%	6.8%	5.8%
Professional development days/teacher	14.5 days	Up from 8.0 days	11.8 days	10.6 days
School				
Principal's years at school	12.0	Up from 11.0	5.0	3.0
Student-teacher ratio in core subjects	21.3 to 1	Up from 9.0 to 1	20.6 to 1	21.5 to 1
Prime instructional time	88.0%	Down from 88.1%	89.9%	90.1%
Opportunities in the arts	Good	No change	Good	Good
SACS accreditation	Yes	No change	Yes	Yes
Parents attending conferences	79.4%	Down from 86.5%	99.0%	99.0%
Character development program	Good	No change	Good	Good
Dollars spent per pupil**	\$7,328	Down 6.5%	\$7,554	\$7,616
Percent of expenditures for instruction**	58.0%	Up from 57.0%	61.4%	62.0%
Percent of expenditures for teacher salaries**	57.0%	No change	60.3%	61.3%
ESEA composite index score	75.3	Down from 98.9	74.0	77.9

* Length of contract = 185+ days.

**Prior year audited financial data available.

EVALUATION RESULTS

	Teachers	Students*	Parents*
Number of surveys returned	19	85	49
Percent satisfied with learning environment	100.0%	56.5%	89.7%
Percent satisfied with social and physical environment	94.7%	69.8%	80.0%
Percent satisfied with school-home relations	63.1%	75.6%	64.7%

*Only students at the highest middle school grade level at this school and their parents were included.

Comprehensive detail, including definitions of ratings, performance criteria, and explanations of status, is available on www.ed.sc.gov and www.eoc.sc.gov as well as school and school district websites.

Printed versions are available from school districts upon request.

REPORT OF PRINCIPAL AND SCHOOL IMPROVEMENT COUNCIL

At Ebenezer Middle School, the faculty and staff are committed to providing a quality education for all students in a safe and orderly environment. Students, parents, faculty, and staff support each other in our endeavor to achieve this goal.

We started two new programs at Ebenezer this year. Our After School Program provided students with the opportunity to receive help with homework and attend a class focused on the student's academic needs. Tutoring for ELA and Math were held on different days so that students who needed help in both subjects were able to attend each tutoring session. Due to receiving the Patriot Grant, we have been able to offer Science, Technology, Engineering, and Math (STEM) projects during the school day. Robotics has been a very popular part of this grant.

As we continue to meet the challenges of improving student achievement, teachers and administrators recognize the need to stress active learning, academic rigor, and high expectations. In addition to SC PASS data, the analysis of MAP data helps strengthen and improve instruction. The use of technology is important to insure classroom resources are up-to-date and relevant. Computers and Promethean boards are available not only in the classroom but also in labs. District, as well as in-house, training is provided for teachers to stay current in the use of technology and to plan cross curricular activities. For students who needed additional assistance in reading and math, extra lab time was scheduled using the Study Island, Read 180, and USA Test Prep computer programs.

Beyond the classroom, students have had an impact on the community. The FBLA has an active recycling program and has won the National Green School award for the third year in a row. Our FBLA has the largest middle school participation in the state and the middle level state representative is from our school. The goal for Relay for Life was surpassed, and funds were also raised for March of Dimes, the American Heart Association, and Operation Christmas Child. During the holidays, we participated in "Shower Shaw with Cookies" to show support for the men and women stationed at Shaw Air Force Base.

The Ebenezer School Improvement Council was involved in keeping updated with Title One information, ways to beautify the school, and teacher support.

Our primary goal for the 2014-2015 school year will be a continued focus on reading in the content areas. These skills will help our students throughout their lifetime and our school motto "Learning to Be Tomorrow's Leaders" will have real meaning for each of us.

Ebenezer Middle School has an open door policy. We invite parents and community members to see student learning at its best.

Marlene De Wit, Principal Helen Hutto-Palka, School Improvement Council Chairman

Abbreviations Key

N/A-Not Applicable

N/AV-Not Available

N/C-Not Collected

N/R-Not Reported

I/S-Insufficient Sample

TBD-To Be Determined