



# SC Annual School Report Card Summary

**FAIRFOREST MIDDLE SPARTANBURG 6**

**Grades: 6-8**

**Enrollment: 794**

**Principal: Mr. Dean Ledford**

**Superintendent: Dr. Darryl Owings**

**Board Chair: Mr. Lynn Harris, Chairman**

## PERFORMANCE

*Comprehensive detail, including definitions of ratings, performance criteria, and explanations of status, is available on [www.ed.sc.gov](http://www.ed.sc.gov) and [www.eoc.sc.gov](http://www.eoc.sc.gov) as well as school and school district websites. Printed versions are available from school districts upon request.*

YEAR	ABSOLUTE RATING	GROWTH RATING	PALMETTO GOLD AND SILVER AWARD		ESEA/FEDERAL ACCOUNTABILITY RATING SYSTEM	
			General Performance	Closing the Gap	ESEA Grade	Accountability Indicator
2014	Average	Average	TBD	TBD	D	N/A
2013	Average	Average	N/A	N/A	B	N/A
2012	Average	Average	N/A	N/A	B	N/A

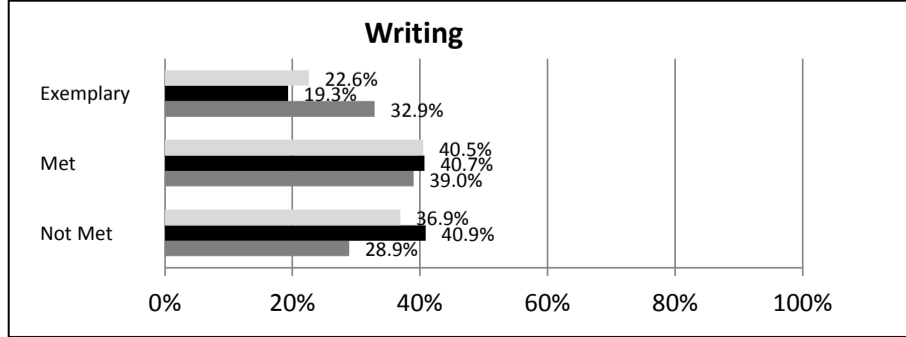
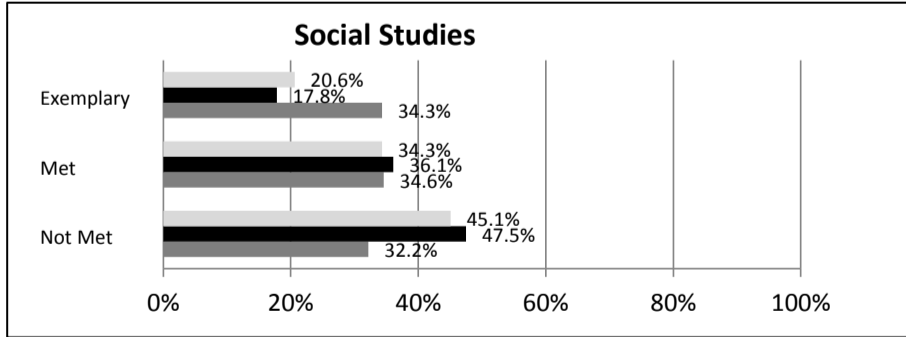
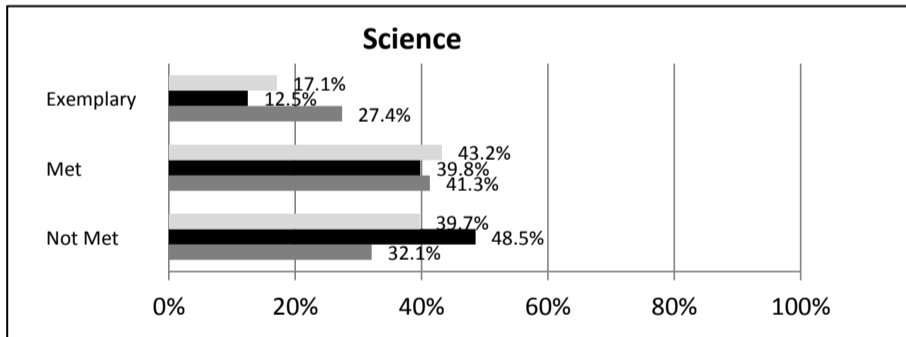
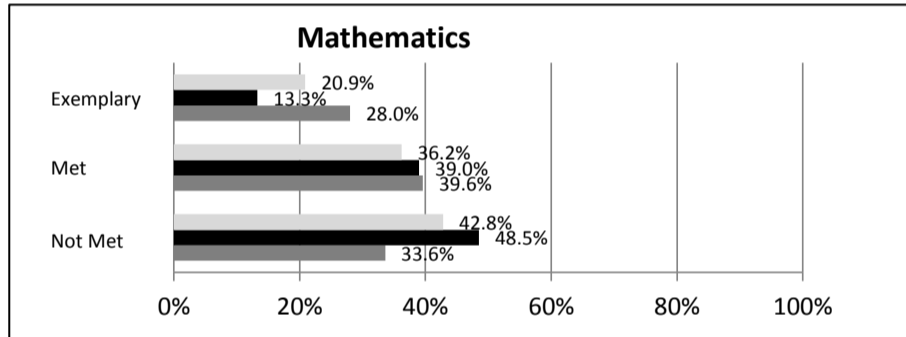
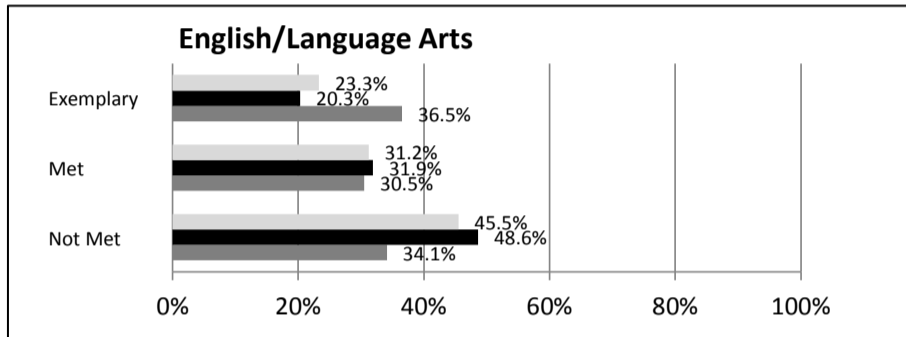
## ABSOLUTE RATINGS OF MIDDLE SCHOOLS WITH STUDENTS LIKE OURS\*

EXCELLENT	GOOD	AVERAGE	BELOW AVERAGE	AT-RISK
0	0	29	28	13

\* Ratings are calculated with data available by 04/27/2015. Schools with Students Like Ours are Middle Schools with Poverty Indices of no more than 5% above or below the index for this school.


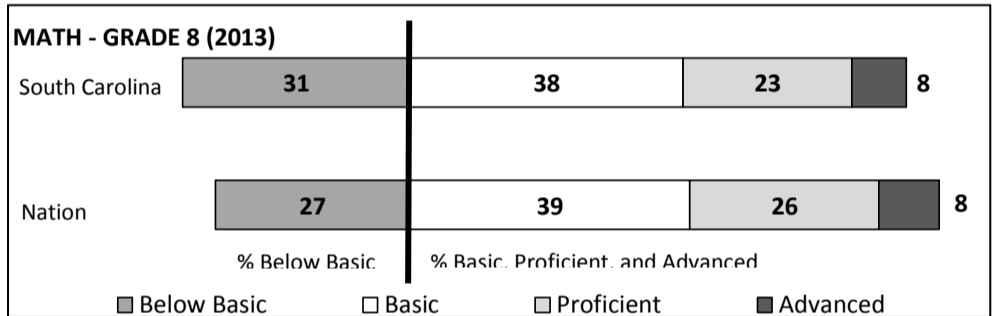
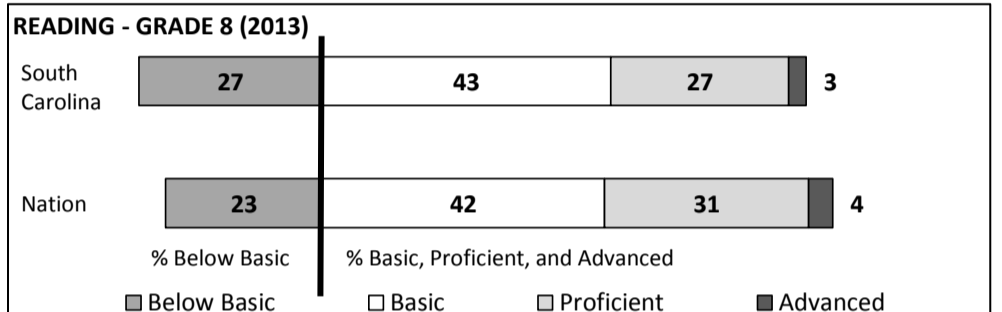
## SC PASS PERFORMANCE

Our School
  Middle Schools with Students Like Ours
  Middle Schools Statewide



## NAEP\*

\*Performance reported for SC and nation, data not available at school level. Percentages at NAEP Achievement Levels.



## END OF COURSE TESTS - 2014

% of Students scoring 70 or above on:	Our Middle School	Middle Schools with Students Like Ours
Algebra 1/Math for the Technologies 2	100.0%	95.0%
English 1	100.0%	90.6%
Biology 1	N/A	N/A
US History and the Constitution	N/A	N/A
All Subjects	100.0%	94.1%

## SC PERFORMANCE VISION

By 2020 all students will graduate with the knowledge and skills necessary to compete successfully in the global economy, participate in a democratic society and contribute positively as members of families and communities.

### Abbreviations Key

N/A-Not Applicable

N/AV-Not Available

N/C-Not Collected

N/R-Not Reported

I/S-Insufficient Sample

TBD-To Be Determined

**FAIRFOREST MIDDLE  
SPARTANBURG 6**

**SCHOOL PROFILE**

	Our School	Change from Last Year	Middle Schools with Students Like Ours	Median Middle Schools
<b>Students (n = 794)</b>				
Students Enrolled in high school credit courses (grades 7 & 8)	15.2%	N/A	16.0%	26.0%
Retention rate	0.4%	Up from 0.3%	0.7%	0.6%
Attendance rate	95.6%	Down from 96.6%	95.6%	96.2%
Served by gifted and talented program	21.0%	No change	10.3%	19.4%
With disabilities	15.2%	Up from 13.3%	15.2%	12.8%
Older than usual for grade	3.8%	Down from 4.7%	6.2%	4.5%
Out-of-school suspensions or expulsions for violent and/or criminal offenses	0.0%	N/A	0.8%	0.4%
Annual dropout rate	0.0%	No change	0.0%	0.0%
<b>Teachers (n = 57)</b>				
Teachers with advanced degrees	64.9%	Down from 69.6%	59.1%	61.3%
Continuing contract teachers	77.2%	Up from 75.0%	64.5%	75.9%
Teachers returning from previous year	88.5%	Down from 88.7%	80.1%	85.4%
Teacher attendance rate	93.4%	Down from 94.7%	95.0%	95.2%
Average teacher salary*	\$46,975	Up 0.2%	\$45,245	\$47,081
Classes not taught by highly qualified teachers	10.6%	Up from 7.0%	10.4%	5.8%
Professional development days/teacher	14.5 days	N/A	9.9 days	10.6 days
<b>School</b>				
Principal's years at school	1.0	N/A	3.0	3.0
Student-teacher ratio in core subjects	18.4 to 1	N/A	19.5 to 1	21.5 to 1
Prime instructional time	87.7%	Down from 90.4%	89.5%	90.1%
Opportunities in the arts	Excellent	N/A	Good	Good
SACS accreditation	Yes	N/A	Yes	Yes
Parents attending conferences	92.4%	N/A	97.5%	99.0%
Character development program	Good	N/A	Good	Good
Dollars spent per pupil**	\$7,653	Up 11.2%	\$8,822	\$7,616
Percent of expenditures for instruction**	67.7%	Down from 71.0%	58.5%	62.0%
Percent of expenditures for teacher salaries**	66.8%	Down from 67.0%	57.7%	61.3%
ESEA composite index score	66.4	Down from 80.6	56.0	77.9

\* Length of contract = 185+ days.

\*\*Prior year audited financial data available.

**EVALUATION RESULTS**

	Teachers	Students*	Parents*
Number of surveys returned	50	209	91
Percent satisfied with learning environment	76.0%	70.4%	86.8%
Percent satisfied with social and physical environment	63.2%	68.6%	78.0%
Percent satisfied with school-home relations	42.0%	86.1%	66.3%

\*Only students at the highest middle school grade level at this school and their parents were included.

Comprehensive detail, including definitions of ratings, performance criteria, and explanations of status, is available on [www.ed.sc.gov](http://www.ed.sc.gov) and [www.eoc.sc.gov](http://www.eoc.sc.gov) as well as school and school district websites.

Printed versions are available from school districts upon request.

**REPORT OF PRINCIPAL AND SCHOOL IMPROVEMENT COUNCIL**

Our students experience a rigorous academic curriculum in a supportive learning environment. Many of our students receive academic honors including over 200 Beta Club members and 11 Junior Scholars. We offered four classes for High School credit: Geometry, English 9 Pre AP/Honors, Computer Applications, and Honors Algebra. We had 23 students who were administered the Honors Algebra End of Course test and 12 students took the English 9 End of Course test. These students were successful in passing with an average of ninety-four percent for the Algebra End of Course and ninety-three percent for the English 9 End of Course. ☒

Our students also excel in the fine arts and athletics. All of our teams had an outstanding athletic season, with our boys' soccer team winning the Peachtree Conference during the regular season. Our band, orchestra, and chorus students consistently receive excellent and superior ratings at regional and state competitions with several students being named as all-region and all-state. This helped set the tone for a successful school year! ☒

In addition to the new academic classes and sports programs, Fairforest Middle School was able to pair with our feeder elementary schools to establish the "Book Buddy" program. Our 8th grade students traveled to the elementary schools to read aloud and interact with these students in positive ways. These 8th grade students were able to visit with rising 6th graders at the end of the school year to help them with the transition to middle school. We were very proud of their hard work and positive presence. ☒

Most importantly, the Fairforest Middle School family gives back to the community. Students and staff members participate in a canned food drive in the fall of each year, consistently contributing thousands of items to a local food bank. Fairforest Middle School also participates in a school wide Operation Christmas project in an effort to make the holidays brighter for those less fortunate. In addition, Fairforest Middle School students and teachers participate in service activities such as recycling, United Way Fundraiser, and Relay for Life. We are excited to receive the Top Middle School award for the Relay for Life fundraiser for the second consecutive year. ☒

Fairforest Middle School is a place where students reach their academic potential, flourish in the fine arts, and give back to their community. ☒

We invite you to join us at Fairforest Middle School, where we prepare every student to be successful in an ever changing world. ☒

Sincerely, ☒

Dean Ledford, Principal

Carolyn Elston, SIC Chairperson

**Abbreviations Key**

N/A-Not Applicable

N/AV-Not Available

N/C-Not Collected

N/R-Not Reported

I/S-Insufficient Sample

TBD-To Be Determined