



SC Annual School Report Card Summary

Saluda Middle School

SALUDA

Grades: 6-8

Enrollment: 484

Principal: Shawnda Johnson

Superintendent: Dr. David M. Mathis

Board Chair: Christy C. Nichols

PERFORMANCE

Comprehensive detail, including definitions of ratings, performance criteria, and explanations of status, is available on www.ed.sc.gov and www.eoc.sc.gov as well as school and school district websites. Printed versions are available from school districts upon request.

YEAR	ABSOLUTE RATING	GROWTH RATING	PALMETTO GOLD AND SILVER AWARD		ESEA/FEDERAL ACCOUNTABILITY RATING SYSTEM	
			General Performance	Closing the Gap	ESEA Grade	Accountability Indicator
2014	Average	Average	TBD	TBD	C	N/A
2013	Average	Average	N/A	N/A	B	Reward
2012	Good	Excellent	GOLD	SILVER	A	N/A

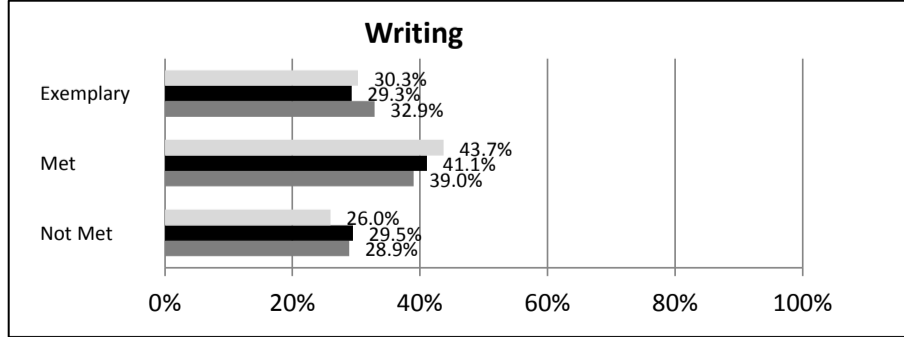
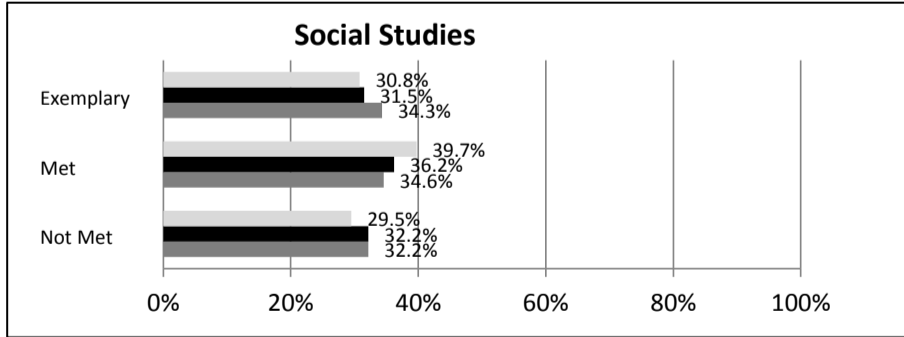
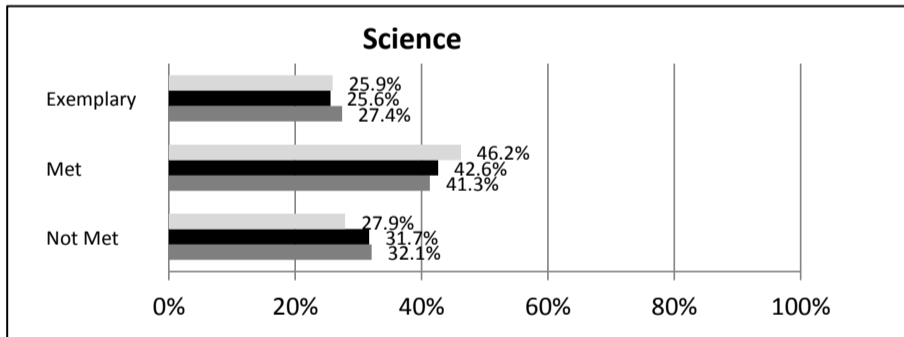
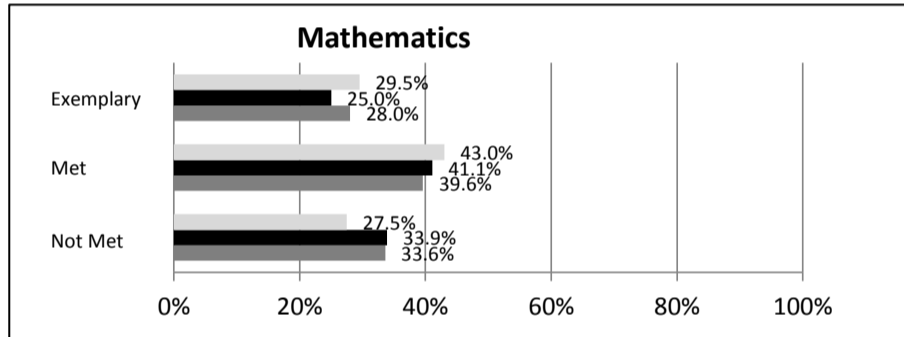
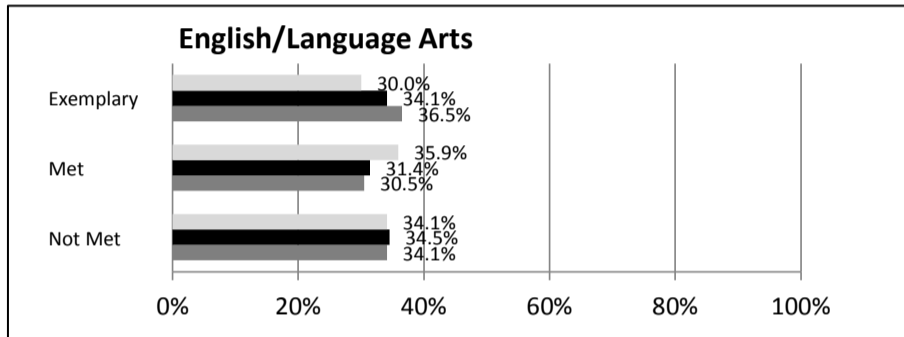
ABSOLUTE RATINGS OF MIDDLE SCHOOLS WITH STUDENTS LIKE OURS*

EXCELLENT	GOOD	AVERAGE	BELOW AVERAGE	AT-RISK
3	10	41	5	0

* Ratings are calculated with data available by 04/27/2015. Schools with Students Like Ours are Middle Schools with Poverty Indices of no more than 5% above or below the index for this school.


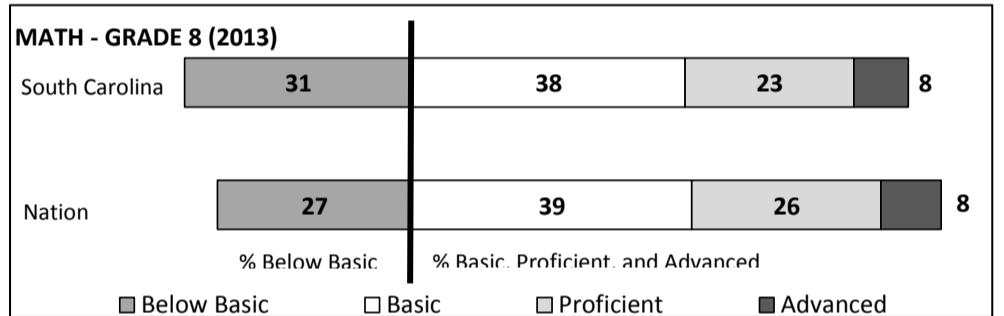

SC PASS PERFORMANCE

Our School Middle Schools with Students Like Ours Middle Schools Statewide



NAEP*

*Performance reported for SC and nation, data not available at school level. Percentages at NAEP Achievement Levels.



END OF COURSE TESTS - 2014

% of Students scoring 70 or above on:	Our Middle School	Middle Schools with Students Like Ours
Algebra 1/Math for the Technologies 2	100.0%	98.0%
English 1	100.0%	97.0%
Biology 1	N/A	N/A
US History and the Constitution	N/A	N/A
All Subjects	100.0%	97.6%

SC PERFORMANCE VISION

By 2020 all students will graduate with the knowledge and skills necessary to compete successfully in the global economy, participate in a democratic society and contribute positively as members of families and communities.

Abbreviations Key

N/A-Not Applicable

N/AV-Not Available

N/C-Not Collected

N/R-Not Reported

I/S-Insufficient Sample

TBD-To Be Determined

**Saluda Middle School
SALUDA**

SCHOOL PROFILE

	Our School	Change from Last Year	Middle Schools with Students Like Ours	Median Middle Schools
Students (n = 484)				
Students Enrolled in high school credit courses (grades 7 & 8)	97.5%	Up from 24.6%	24.4%	26.0%
Retention rate	1.4%	Up from 0.6%	0.9%	0.6%
Attendance rate	96.9%	Up from 95.3%	96.0%	96.2%
Served by gifted and talented program	13.3%	Down from 13.6%	18.5%	19.4%
With disabilities	15.3%	Up from 12.1%	13.5%	12.8%
Older than usual for grade	7.0%	Down from 7.1%	5.8%	4.5%
Out-of-school suspensions or expulsions for violent and/or criminal offenses	0.2%	Down from 0.9%	0.6%	0.4%
Annual dropout rate	0.0%	No change	0.0%	0.0%
Teachers (n = 35)				
Teachers with advanced degrees	57.1%	Up from 48.5%	60.0%	61.3%
Continuing contract teachers	54.3%	Down from 63.6%	76.7%	75.9%
Teachers returning from previous year	78.7%	Down from 81.7%	85.0%	85.4%
Teacher attendance rate	96.8%	Up from 96.0%	94.9%	95.2%
Average teacher salary*	\$42,281	Up 2.0%	\$46,472	\$47,081
Classes not taught by highly qualified teachers	20.3%	Up from 3.8%	5.6%	5.8%
Professional development days/teacher	13.4 days	Up from 10.0 days	12.0 days	10.6 days
School				
Principal's years at school	1.0	No change	5.0	3.0
Student-teacher ratio in core subjects	18.9 to 1	Up from 18.2 to 1	21.7 to 1	21.5 to 1
Prime instructional time	92.1%	Up from 89.9%	89.7%	90.1%
Opportunities in the arts	Good	No change	Good	Good
SACS accreditation	Yes	No change	Yes	Yes
Parents attending conferences	100.0%	Up from 96.1%	98.9%	99.0%
Character development program	Excellent	Up from Good	Good	Good
Dollars spent per pupil**	\$6,192	Up 5.2%	\$7,353	\$7,616
Percent of expenditures for instruction**	66.5%	Up from 66.0%	61.6%	62.0%
Percent of expenditures for teacher salaries**	65.8%	Down from 66.0%	60.5%	61.3%
ESEA composite index score	76.6	Down from 83.3	75.1	77.9

* Length of contract = 185+ days.

**Prior year audited financial data available.

EVALUATION RESULTS

	Teachers	Students*	Parents*
Number of surveys returned	36	141	66
Percent satisfied with learning environment	100.0%	81.6%	84.8%
Percent satisfied with social and physical environment	100.0%	88.8%	81.8%
Percent satisfied with school-home relations	97.2%	87.3%	74.3%

*Only students at the highest middle school grade level at this school and their parents were included.

Comprehensive detail, including definitions of ratings, performance criteria, and explanations of status, is available on www.ed.sc.gov and www.eoc.sc.gov as well as school and school district websites.

Printed versions are available from school districts upon request.

REPORT OF PRINCIPAL AND SCHOOL IMPROVEMENT COUNCIL

The faculty and staff of Saluda Middle School have worked extensively to provide a challenging and supportive learning environment for every student. Teachers have continued to work in professional learning communities in all academic areas to consistently provide a relevant and rigorous curriculum in all grade levels. Common assessments are used to provide essential information on what students are learning. Quality performance assessments were developed by teachers and administered to students quarterly across all content areas. Student performance data was used to provide enrichment and assistance through morning and afterschool tutoring, Power Period, and the Safe Schools After School Program.☒

Saluda Middle School continues to offer courses for high school credit: Algebra I Honors, English I Honors, Computer Applications, Real World Math Applications, and Real World Reading Applications. End-Of-Course Examination Program (EOCEP) results were extremely successful with 100% of students passing Algebra I, 100% of students passing English I, and 93% of the students taking the Algebra EOCEP scoring an A. Power Period continues as an additional 60 minute course in which students have the opportunity for enrichment, second chances at academic success, and remediation. ☒

Saluda Middle School teachers continued their third year of participation in a professional development grant for all math and science teachers designed to assist students in reading to learn in their content area. All teachers also continue to be trained and provided opportunities to effectively integrate technology into the classroom. Through the utilization of Title I funding, Saluda Middle School has purchased a portable laptop lab for use in all instructional classrooms. Additionally, teachers have utilized the Bring Your Own Device (BYOD) policy to increase student engagement.☒

The teachers have been integral in providing opportunities for parental involvement through a variety of activities including Family Night, parent conferences, student dances, teacher and student appreciation activities, etc. Additionally, our Positive Behavioral Interventions and Supports (PBIS) team has provided incentives and rewards for students who demonstrate the school wide expectations for learning.☒

All teachers are currently engaged in on-going, professional development regarding formative and summative assessments and curriculum design; improving students' ability to read, write, and discuss. All faculty members continue to receive intense, on-going training in creating high quality assessments and providing feedback to students. ☒

Kristine Long, School Improvement Council

Shawnda Johnson, Principal

Abbreviations Key

N/A-Not Applicable

N/AV-Not Available

N/C-Not Collected

N/R-Not Reported

I/S-Insufficient Sample

TBD-To Be Determined