



SC Annual School Report Card Summary

LONGLEAF MIDDLE

RICHLAND 2

Grades: 6-8

Enrollment: 673

Principal: Ms. Angela Thom

Superintendent:

Board Chair:

PERFORMANCE

Comprehensive detail, including definitions of ratings, performance criteria, and explanations of status, is available on www.ed.sc.gov and www.eoc.sc.gov as well as school and school district websites. Printed versions are available from school districts upon request.

YEAR	ABSOLUTE RATING	GROWTH RATING	PALMETTO GOLD AND SILVER AWARD		ESEA/FEDERAL ACCOUNTABILITY RATING SYSTEM	
			General Performance	Closing the Gap	ESEA Grade	Accountability Indicator
2014	Average	Average	TBD	TBD	C	N/A
2013	Average	Average	N/A	N/A	D	N/A
2012	Average	Average	N/A	N/A	C	N/A

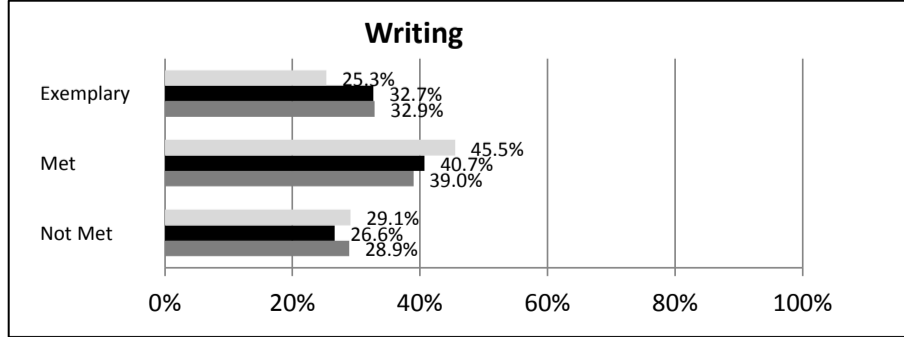
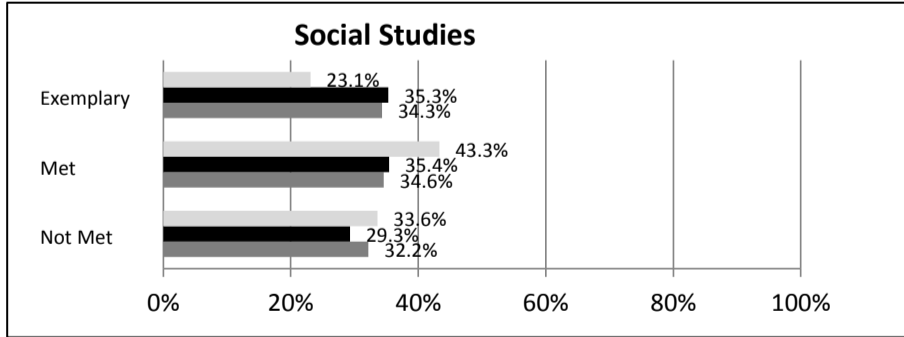
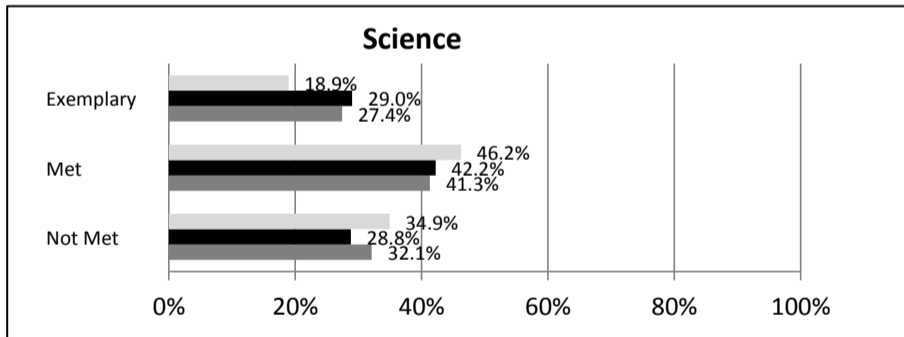
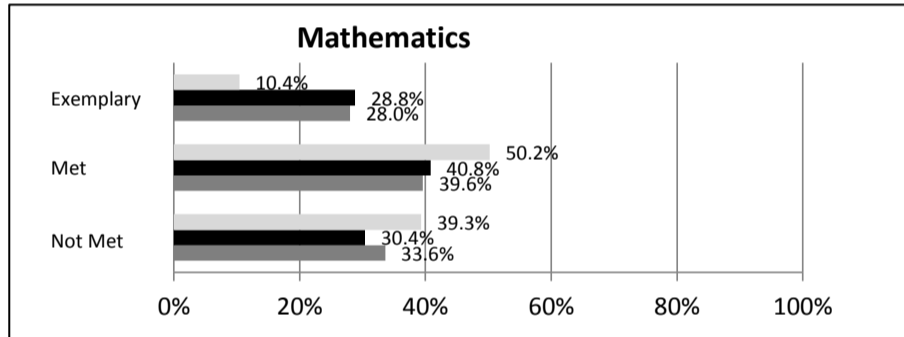
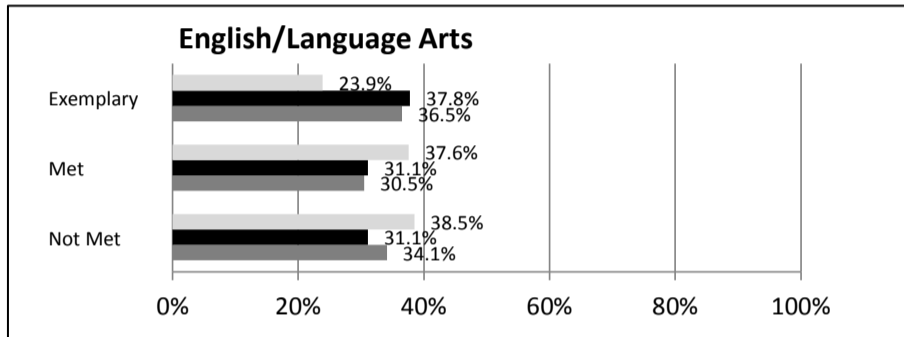
ABSOLUTE RATINGS OF MIDDLE SCHOOLS WITH STUDENTS LIKE OURS*

EXCELLENT	GOOD	AVERAGE	BELOW AVERAGE	AT-RISK
7	16	39	2	0

* Ratings are calculated with data available by 04/27/2015. Schools with Students Like Ours are Middle Schools with Poverty Indices of no more than 5% above or below the index for this school.


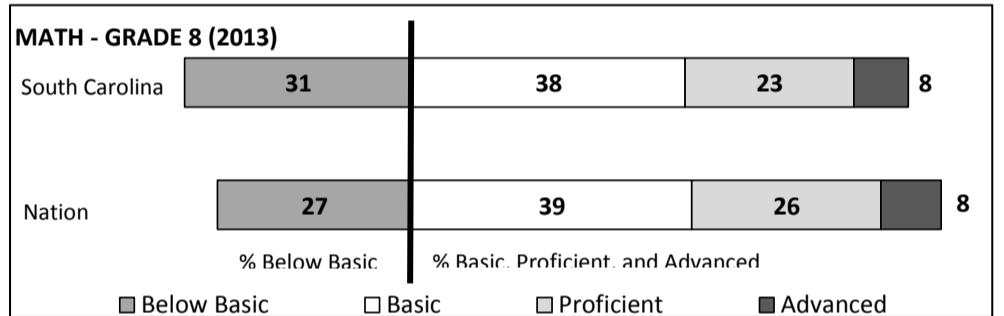

SC PASS PERFORMANCE

Our School Middle Schools with Students Like Ours Middle Schools Statewide



NAEP*

*Performance reported for SC and nation, data not available at school level. Percentages at NAEP Achievement Levels.



END OF COURSE TESTS - 2014

% of Students scoring 70 or above on:	Our Middle School	Middle Schools with Students Like Ours
Algebra 1/Math for the Technologies 2	100.0%	98.6%
English 1	N/A	95.9%
Biology 1	N/A	N/A
US History and the Constitution	N/A	N/A
All Subjects	100.0%	98.2%

SC PERFORMANCE VISION

By 2020 all students will graduate with the knowledge and skills necessary to compete successfully in the global economy, participate in a democratic society and contribute positively as members of families and communities.

Abbreviations Key

N/A-Not Applicable

N/AV-Not Available

N/C-Not Collected

N/R-Not Reported

I/S-Insufficient Sample

TBD-To Be Determined

**LONGLEAF MIDDLE
RICHLAND 2**

SCHOOL PROFILE

	Our School	Change from Last Year	Middle Schools with Students Like Ours	Median Middle Schools
Students (n = 673)				
Students Enrolled in high school credit courses (grades 7 & 8)	24.3%	N/A	29.0%	26.0%
Retention rate	2.6%	Up from 0.0%	0.9%	0.6%
Attendance rate	97.5%	Up from 97.4%	95.9%	96.2%
Served by gifted and talented program	10.5%	Down from 10.8%	21.1%	19.4%
With disabilities	13.1%	Up from 12.8%	13.2%	12.8%
Older than usual for grade	3.4%	Up from 1.6%	4.8%	4.5%
Out-of-school suspensions or expulsions for violent and/or criminal offenses	0.0%	N/A	0.6%	0.4%
Annual dropout rate	0.0%	No change	0.0%	0.0%
Teachers (n = 50)				
Teachers with advanced degrees	68.0%	Up from 58.8%	61.3%	61.3%
Continuing contract teachers	58.0%	Down from 58.8%	79.2%	75.9%
Teachers returning from previous year	73.8%	Down from 76.2%	86.2%	85.4%
Teacher attendance rate	96.1%	Up from 96.0%	94.9%	95.2%
Average teacher salary*	\$45,168	Down 2.5%	\$47,733	\$47,081
Classes not taught by highly qualified teachers	13.5%	Up from 9.9%	4.8%	5.8%
Professional development days/teacher	17.6 days	N/A	11.3 days	10.6 days
School				
Principal's years at school	1.0	N/A	4.0	3.0
Student-teacher ratio in core subjects	10.0 to 1	N/A	22.8 to 1	21.5 to 1
Prime instructional time	91.2%	Down from 92.7%	89.8%	90.1%
Opportunities in the arts	Excellent	N/A	Good	Good
SACS accreditation	Yes	N/A	Yes	Yes
Parents attending conferences	99.1%	N/A	98.9%	99.0%
Character development program	Excellent	N/A	Good	Good
Dollars spent per pupil**	\$7,821	Down 5.7%	\$7,186	\$7,616
Percent of expenditures for instruction**	65.0%	Down from 68.0%	62.1%	62.0%
Percent of expenditures for teacher salaries**	64.8%	Up from 64.0%	61.5%	61.3%
ESEA composite index score	74.0	Up from 60.3	80.0	77.9

* Length of contract = 185+ days.

**Prior year audited financial data available.

EVALUATION RESULTS

	Teachers	Students*	Parents*
Number of surveys returned	43	205	72
Percent satisfied with learning environment	95.4%	54.6%	79.1%
Percent satisfied with social and physical environment	93.0%	61.6%	80.5%
Percent satisfied with school-home relations	83.8%	76.4%	52.8%

*Only students at the highest middle school grade level at this school and their parents were included.

Comprehensive detail, including definitions of ratings, performance criteria, and explanations of status, is available on www.ed.sc.gov and www.eoc.sc.gov as well as school and school district websites.

Printed versions are available from school districts upon request.

REPORT OF PRINCIPAL AND SCHOOL IMPROVEMENT COUNCIL

Longleaf Middle School, "Where Children Have Deep Roots & Branching Aspirations," is proud of a wonderful 2013-2014 school year. From the start of the year where we celebrated a nearly twenty percentage-point jump in our PASS writing scores to opening our new STEAM, school-wide magnet LEAP—Longleaf Engineering & Arts Program—Longleaf has had a successful, seventh year. While our ZooBot magnet program, The School for Zoological & Botanical Studies, continues to thrive, LEAP is about preparing students for the 21st century through enhanced Sciences, Technology, Engineering, Arts, and Math. ZooBot challenges students to be stewards of the environment while immersing them in hands-on academic studies. Through LEAP and ZooBot, Longleaf students benefit from a rich and rigorous curriculum. Furthering their ability to prepare the students, the teachers continue to improve their abilities with 21st century skills through professional development in project-based learning and Common Core, which emphasize collaboration and application of learning leading to innovation and the synthesis of new ideas.☒

Over the past few years, Longleaf students have begun an upward trend on the PASS math and science tests. With the greater focus on those subjects through LEAP, our teachers and students look to continue that upward climb. The students, also, continue to work hard to raise their achievements in the areas of PASS language arts, science, and social studies, but they are proud of the improvements they are making in PASS writing. Beyond LEAP's greater focus on engineering-based subjects, the students' academic performance will also benefit from more art class opportunities such as dance, drama, piano and digital arts. Additionally, our ZooBot program, along with LEAP, is helping to extend their partnerships with Riverbanks Zoo and Gardens so that more students benefit from the many educational offerings of our hometown. Through the help of our new STEAM focus, we have created a partnership with Edventure Children's museum to benefit of our teachers, students, and families.☒

This school year, our PTO and Student Council, along with the entire student body, worked on a service-oriented fundraiser with the Go Green Company. Working in partnership, Go Green our students collected clothing for donation to local charities. Our SIC helped to establish a male-mentoring program to complement our existing girls' mentoring programs. The boys enjoyed wearing their orange and black bowties and serving as school ambassadors while learning more about leadership. Along with other parents, students, and community members, our SIC also worked to outline areas of growth and need to highlight in the school's revised strategic plan to further our efforts to keep our students prepared to collaborate and innovate in the 21st century.☒

Angela Thom, Principal ☒

LeKwan Rabb, School Improvement Council Chair

Abbreviations Key

N/A-Not Applicable

N/AV-Not Available

N/C-Not Collected

N/R-Not Reported

I/S-Insufficient Sample

TBD-To Be Determined