



# SC Annual School Report Card Summary

**Dent Middle School**  
**RICHLAND 2**  
**Grades: 6-8**  
**Principal: David Basile**  
**Superintendent:**  
**Board Chair:**

**Enrollment: 1,273**

## PERFORMANCE

*Comprehensive detail, including definitions of ratings, performance criteria, and explanations of status, is available on [www.ed.sc.gov](http://www.ed.sc.gov) and [www.eoc.sc.gov](http://www.eoc.sc.gov) as well as school and school district websites. Printed versions are available from school districts upon request.*

YEAR	ABSOLUTE RATING	GROWTH RATING	PALMETTO GOLD AND SILVER AWARD		ESEA/FEDERAL ACCOUNTABILITY RATING SYSTEM	
			General Performance	Closing the Gap	ESEA Grade	Accountability Indicator
2014	Average	Average	TBD	TBD	C	N/A
2013	Average	Average	N/A	N/A	C	N/A
2012	Good	Average	N/A	N/A	B	N/A

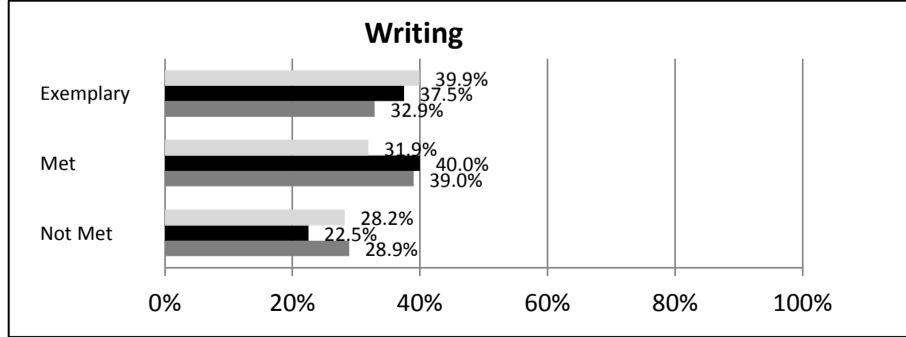
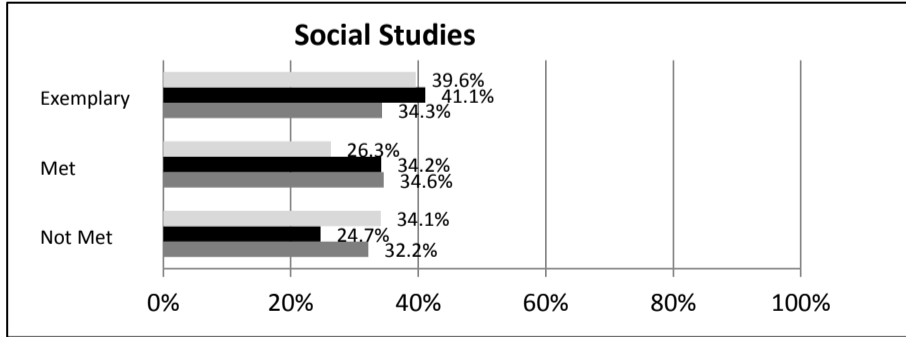
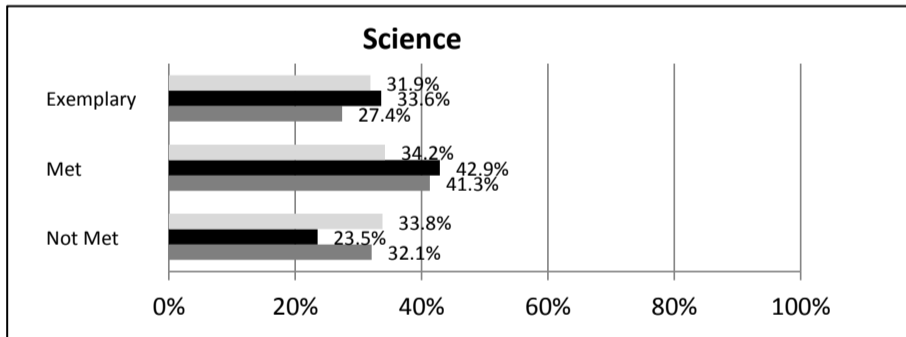
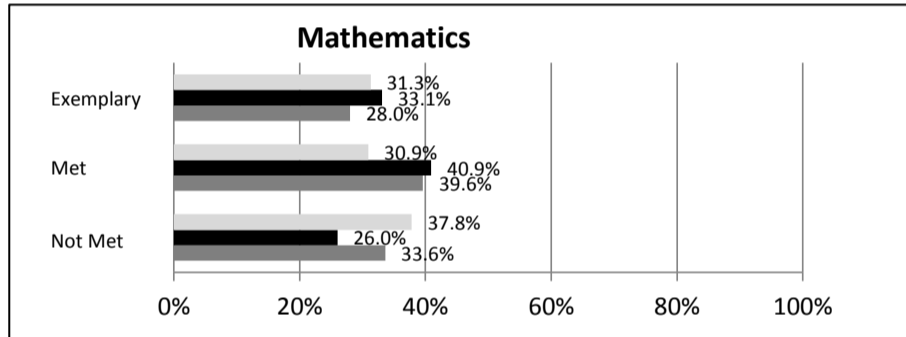
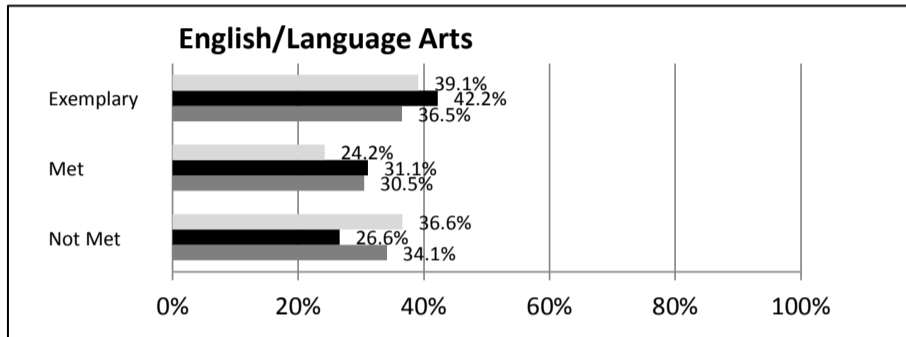
## ABSOLUTE RATINGS OF MIDDLE SCHOOLS WITH STUDENTS LIKE OURS\*

EXCELLENT	GOOD	AVERAGE	BELOW AVERAGE	AT-RISK
11	21	13	0	0

\* Ratings are calculated with data available by 04/27/2015. Schools with Students Like Ours are Middle Schools with Poverty Indices of no more than 5% above or below the index for this school.


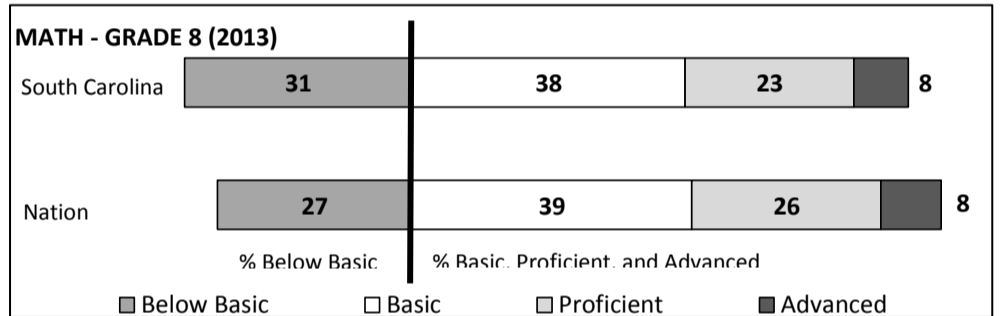

## SC PASS PERFORMANCE

Our School Middle Schools with Students Like Ours Middle Schools Statewide



## NAEP\*

\*Performance reported for SC and nation, data not available at school level. Percentages at NAEP Achievement Levels.



## END OF COURSE TESTS - 2014

% of Students scoring 70 or above on:	Our Middle School	Middle Schools with Students Like Ours
Algebra 1/Math for the Technologies 2	100.0%	98.3%
English 1	N/A	98.3%
Biology 1	N/A	N/A
US History and the Constitution	N/A	N/A
All Subjects	100.0%	98.1%

## SC PERFORMANCE VISION

By 2020 all students will graduate with the knowledge and skills necessary to compete successfully in the global economy, participate in a democratic society and contribute positively as members of families and communities.

## Abbreviations Key

N/A-Not Applicable    N/AV-Not Available    N/C-Not Collected    N/R-Not Reported    I/S-Insufficient Sample    TBD-To Be Determined

**Dent Middle School  
RICHLAND 2**

**SCHOOL PROFILE**

	Our School	Change from Last Year	Middle Schools with Students Like Ours	Median Middle Schools
<b>Students (n = 1,273)</b>				
Students Enrolled in high school credit courses (grades 7 & 8)	45.2%	Down from 49.8%	36.8%	26.0%
Retention rate	0.6%	Up from 0.1%	0.7%	0.6%
Attendance rate	95.5%	Down from 96.4%	96.3%	96.2%
Served by gifted and talented program	10.8%	Down from 14.6%	23.2%	19.4%
With disabilities	9.6%	Down from 10.0%	11.8%	12.8%
Older than usual for grade	2.4%	No change	4.1%	4.5%
Out-of-school suspensions or expulsions for violent and/or criminal offenses	2.5%	Down from 2.7%	0.5%	0.4%
Annual dropout rate	0.0%	No change	0.0%	0.0%
<b>Teachers (n = 88)</b>				
Teachers with advanced degrees	65.9%	Down from 66.3%	60.0%	61.3%
Continuing contract teachers	72.7%	Down from 76.4%	80.5%	75.9%
Teachers returning from previous year	83.1%	Down from 86.6%	87.2%	85.4%
Teacher attendance rate	96.0%	Up from 95.2%	95.5%	95.2%
Average teacher salary*	\$47,994	Down 3.8%	\$47,993	\$47,081
Classes not taught by highly qualified teachers	1.5%	Down from 5.2%	3.1%	5.8%
Professional development days/teacher	9.8 days	Up from 9.4 days	11.3 days	10.6 days
<b>School</b>				
Principal's years at school	1.0	Down from 13.0	3.0	3.0
Student-teacher ratio in core subjects	19.1 to 1	Down from 22.0 to 1	23.1 to 1	21.5 to 1
Prime instructional time	90.0%	Down from 90.6%	90.6%	90.1%
Opportunities in the arts	Excellent	No change	Good	Good
SACS accreditation	Yes	No change	Yes	Yes
Parents attending conferences	100.0%	Up from 96.4%	99.6%	99.0%
Character development program	Good	No change	Good	Good
Dollars spent per pupil**	\$6,943	Down 6.2%	\$7,144	\$7,616
Percent of expenditures for instruction**	67.6%	Down from 68.0%	62.9%	62.0%
Percent of expenditures for teacher salaries**	66.8%	Down from 67.0%	61.9%	61.3%
ESEA composite index score	79.4	Up from 79.3	82.8	77.9

\* Length of contract = 185+ days.

\*\*Prior year audited financial data available.

**EVALUATION RESULTS**

	Teachers	Students*	Parents*
Number of surveys returned	65	371	233
Percent satisfied with learning environment	81.5%	75.7%	87.2%
Percent satisfied with social and physical environment	90.7%	76.2%	82.9%
Percent satisfied with school-home relations	75.4%	87.6%	68.4%

\*Only students at the highest middle school grade level at this school and their parents were included.

Comprehensive detail, including definitions of ratings, performance criteria, and explanations of status, is available on [www.ed.sc.gov](http://www.ed.sc.gov) and [www.eoc.sc.gov](http://www.eoc.sc.gov) as well as school and school district websites.

Printed versions are available from school districts upon request.

**REPORT OF PRINCIPAL AND SCHOOL IMPROVEMENT COUNCIL**

The administration, staff, and school improvement Council at Dent Middle School continue to dedicate ourselves to the success of all students. The 2013 - 2014 school year has been very exciting and we are very pleased with the improvements we have made. We are dedicated to the continued growth of our many exciting and innovative programs. Dent led the district with the number of students who were recognized as Junior Scholars. Our MATHCOUNTS!, Mock Trial, and Quiz Wiz teams were all crowned champions. Our band and orchestra received superior ratings at multiple competitions. In addition, our Boys Basketball Team was again named District Champion. We have expanded the District's 1 to 1 (1 TWO 1) computing format to all grade levels so that every student has a Chromebook for the instructional day. We have added support programs in all core subjects for students by adding both Saturday school and afterschool tutoring. We have enhanced our professional development to immerse our teachers in research proven best practices that utilize technology to engage all learners. Our SIC, PTO, volunteering opportunities, and business partnerships continued to grow over the year increasing parent and community involvement. We deepened our collaboration with the feeder elementary schools to ensure vertical alignment of programs and curriculum. We were included in the Race to the Top federal grant that reinforces enterprise learning, project-based instruction, and professional learning communities as a means to improve practice at Dent Middle School.

Together, we have worked without hesitation and have done our very best to make our school a better place in which to learn and work. We look forward to another rewarding school year in 2014-2015 as we move forward toward our goal of providing a learning environment where all students can achieve academic success as we stay true to our motto, "One Team, One Dream".

David V. Basile, Ed.D., Principal  
Dionne Fleshman, SIC Chairperson

**Abbreviations Key**

N/A-Not Applicable

N/AV-Not Available

N/C-Not Collected

N/R-Not Reported

I/S-Insufficient Sample

TBD-To Be Determined