



SC Annual School Report Card Summary

Bethune-Bowman Middle High
ORANGEBURG CONSOLIDATED 5
 Grades: 6-12 Enrollment: 352
 Principal: Marvin A. Foster Sr.
 Superintendent: Cynthia Wilson
 Board Chair: Mary Ulmer

PERFORMANCE

Comprehensive detail, including definitions of ratings, performance criteria, and explanations of status, is available on www.ed.sc.gov and www.eoc.sc.gov as well as school and school district websites. Printed versions are available from school districts upon request.

YEAR	ABSOLUTE RATING	GROWTH RATING	PALMETTO GOLD AND SILVER AWARD		ESEA/FEDERAL ACCOUNTABILITY RATING SYSTEM	
			General Performance	Closing the Gap	ESEA Grade	Accountability Indicator
2014	Average	Average	TBD	TBD	C	N/A
2013	Average	Average	N/A	N/A	B	Reward
2012	Average	Good	SILVER	N/A	B	N/A

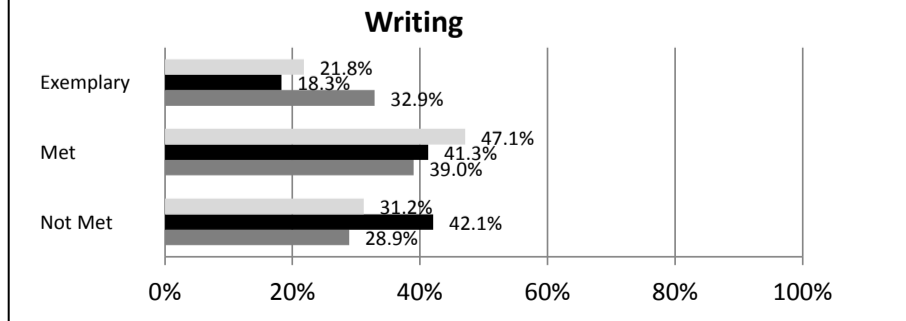
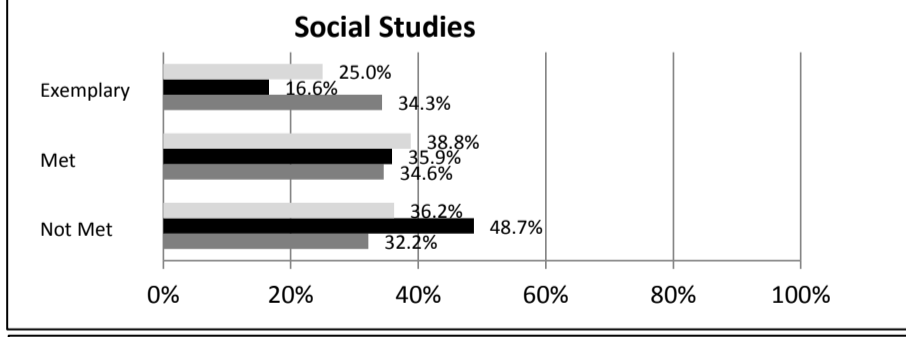
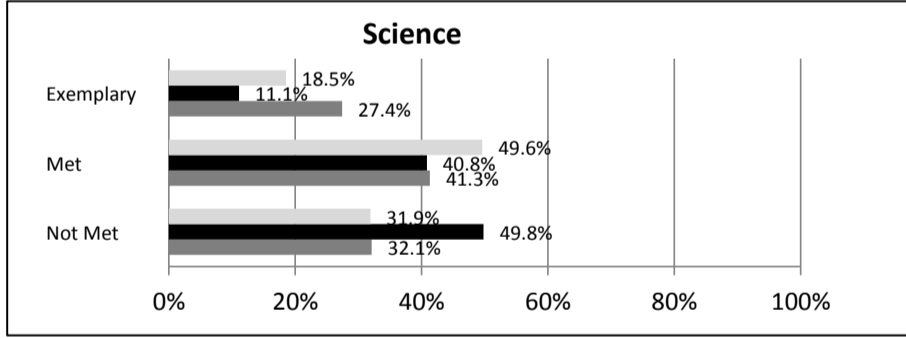
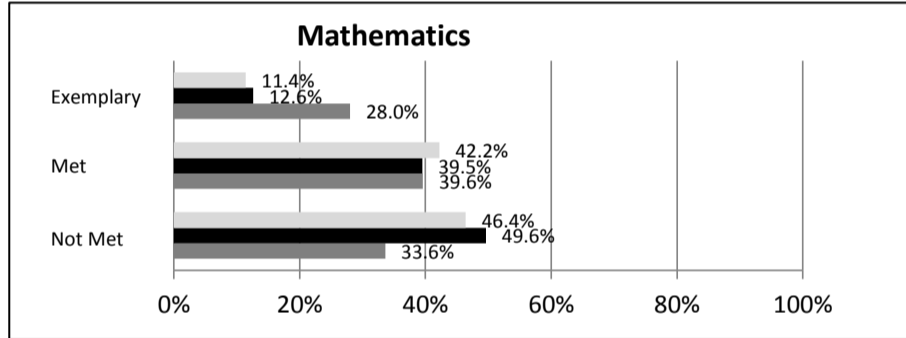
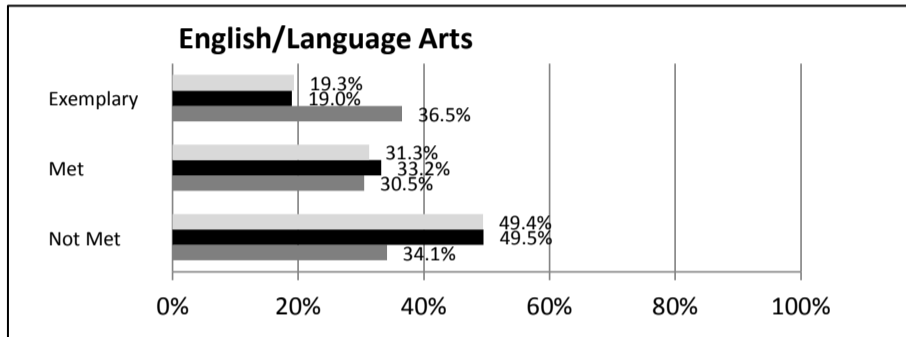
ABSOLUTE RATINGS OF MIDDLE SCHOOLS WITH STUDENTS LIKE OURS*

EXCELLENT	GOOD	AVERAGE	BELOW AVERAGE	AT-RISK
0	0	23	32	14

* Ratings are calculated with data available by 04/27/2015. Schools with Students Like Ours are Middle Schools with Poverty Indices of no more than 5% above or below the index for this school.

SC PASS PERFORMANCE

Our School Middle Schools with Students Like Ours Middle Schools Statewide



NAEP*

*Performance reported for SC and nation, data not available at school level. Percentages at NAEP Achievement Levels.



END OF COURSE TESTS - 2014

% of Students scoring 70 or above on:	Our Middle School	Middle Schools with Students Like Ours
Algebra 1/Math for the Technologies 2	93.8%	93.9%
English 1	93.8%	86.4%
Biology 1	N/A	N/A
US History and the Constitution	N/A	N/A
All Subjects	93.8%	92.3%

SC PERFORMANCE VISION

By 2020 all students will graduate with the knowledge and skills necessary to compete successfully in the global economy, participate in a democratic society and contribute positively as members of families and communities.

Abbreviations Key

N/A-Not Applicable N/AV-Not Available N/C-Not Collected N/R-Not Reported I/S-Insufficient Sample TBD-To Be Determined

**Bethune-Bowman Middle High
ORANGEBURG CONSOLIDATED 5**

SCHOOL PROFILE

	Our School	Change from Last Year	Middle Schools with Students Like Ours	Median Middle Schools
Students (n = 352)				
Students Enrolled in high school credit courses (grades 7 & 8)	12.5%	Down from 16.8%	14.7%	26.0%
Retention rate	3.7%	Up from 3.1%	0.7%	0.6%
Attendance rate	94.9%	Up from 94.5%	95.6%	96.2%
Served by gifted and talented program	2.0%	Up from 0.8%	7.3%	19.4%
With disabilities	12.6%	Down from 12.7%	16.4%	12.8%
Older than usual for grade	9.5%	Down from 11.0%	7.0%	4.5%
Out-of-school suspensions or expulsions for violent and/or criminal offenses	0.0%	No change	0.9%	0.4%
Annual dropout rate	0.7%	No change	0.0%	0.0%
Teachers (n = 21)				
Teachers with advanced degrees	66.7%	Down from 82.6%	58.7%	61.3%
Continuing contract teachers	57.1%	Down from 73.9%	62.2%	75.9%
Teachers returning from previous year	64.2%	Up from 62.7%	77.5%	85.4%
Teacher attendance rate	91.9%	Down from 93.9%	95.3%	95.2%
Average teacher salary*	\$46,810	Down 9.5%	\$45,299	\$47,081
Classes not taught by highly qualified teachers	6.0%	Up from 0.0%	10.9%	5.8%
Professional development days/teacher	13.1 days	Down from 17.0 days	9.7 days	10.6 days
School				
Principal's years at school	3.0	Up from 2.0	3.0	3.0
Student-teacher ratio in core subjects	23.5 to 1	Up from 18.5 to 1	18.5 to 1	21.5 to 1
Prime instructional time	85.4%	Up from 84.9%	89.6%	90.1%
Opportunities in the arts	Good	No change	Good	Good
SACS accreditation	Yes	No change	Yes	Yes
Parents attending conferences	100.0%	No change	98.3%	99.0%
Character development program	Average	No change	Good	Good
Dollars spent per pupil**	\$9,926	Up 1.4%	\$9,683	\$7,616
Percent of expenditures for instruction**	55.6%	Down from 57.0%	55.8%	62.0%
Percent of expenditures for teacher salaries**	54.7%	Up from 54.0%	55.1%	61.3%
ESEA composite index score	70.3	Down from 87.4	55.4	77.9

* Length of contract = 185+ days.

**Prior year audited financial data available.

EVALUATION RESULTS

	Teachers	Students*	Parents*
Number of surveys returned	N/A	N/A	N/A
Percent satisfied with learning environment	N/A	N/A	N/A
Percent satisfied with social and physical environment	N/A	N/A	N/A
Percent satisfied with school-home relations	N/A	N/A	N/A

*Only students at the highest middle school grade level at this school and their parents were included.

Comprehensive detail, including definitions of ratings, performance criteria, and explanations of status, is available on www.ed.sc.gov and www.eoc.sc.gov as well as school and school district websites.

Printed versions are available from school districts upon request.

REPORT OF PRINCIPAL AND SCHOOL IMPROVEMENT COUNCIL

Bethune-Bowman Middle/High School, located in rural Orangeburg County, is a 6-12 school in Orangeburg Consolidated School District 5. Our school mission is to ensure academic success for all students. ☒

☒

During the 2013-2014 school year, Common Core State Standards (CCSS) were implemented in ELA and Math classrooms to provide a clear and consistent framework to prepare students for college and the workforce. ELA Shifts included Building Knowledge in the Disciplines, Staircase of Complexity, Text-based Answers, Writing from Sources, and Academic Vocabulary. The Math Shifts included Focus, Coherence, Fluency, Deep Understanding, Application, and Dual Intensity. Other initiatives that contributed to our progress include: Departmental Parent Nights, SAT/ACT Preparation, Study Island, Virtual School, Common Assessments, After-school tutorials and Yearlong Data Analysis to drive instruction.☒

☒

The School Improvement Council and the PTSA continue to work together to increase parent and community involvement. The school strives to keep parents and the community informed through parent newsletters, articles in the local newspaper, weekly parent contacts, Powerschool Parent Portal and our Blackboard Connect parent call-out system.☒

☒

Some students participated in Summer Leadership. Twenty-two students in the 21st Century Program participating in a Field Study to Atlanta, GA.☒

☒

The students' community outreach projects consisted of March of Dimes, Breast Cancer Awareness, and Adopt a Highway.☒

☒

As we look forward to the new school year, Bethune-Bowman Middle/High School students need the continued support of its parents, staff, and community in making the transition to high school and real world. Our community needs to stay involved in the educational process and work together with the students, staff, and administration to ensure student success.☒

☒

Marvin A. Foster Sr., Principal☒

☒

Larica Felder, SIC Chair

Abbreviations Key

N/A-Not Applicable

N/AV-Not Available

N/C-Not Collected

N/R-Not Reported

I/S-Insufficient Sample

TBD-To Be Determined