



SC Annual School Report Card Summary

Ellore Elementary School
ORANGEBURG COUNTY CONSOLIDATED SCHOOL I
Grades: PK-8 Enrollment: 468
Principal: Trina Gordon
Superintendent: David Longshore, Jr., Interim
Board Chair: Mrs. Betty Shuler

PERFORMANCE

Comprehensive detail, including definitions of ratings, performance criteria, and explanations of status, is available on www.ed.sc.gov and www.eoc.sc.gov as well as school and school district websites. Printed versions are available from school districts upon request.

YEAR	ABSOLUTE RATING	GROWTH RATING	PALMETTO GOLD AND SILVER AWARD		ESEA/FEDERAL ACCOUNTABILITY RATING SYSTEM	
			General Performance	Closing the Gap	ESEA Grade	Accountability Indicator
2014	Below Average	N/A	TBD	TBD	F	N/A
2013	N/A	N/A	SILVER	N/A	F	N/A
2012	N/A	N/A	N/A	N/A	N/A	N/A

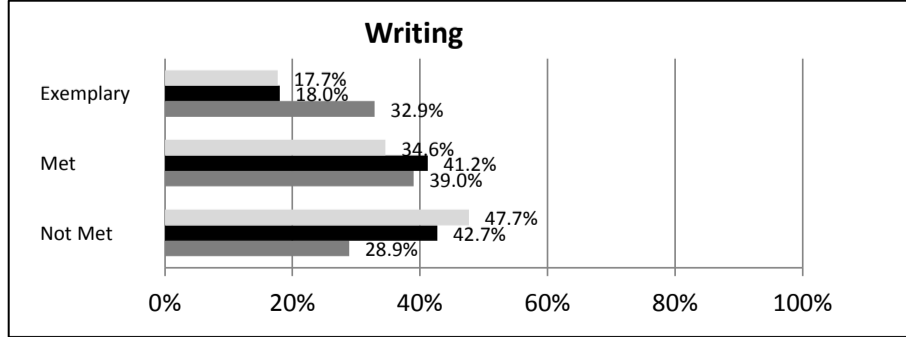
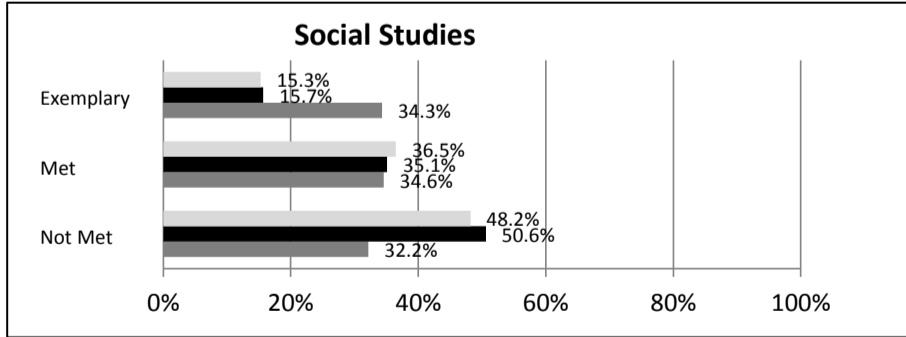
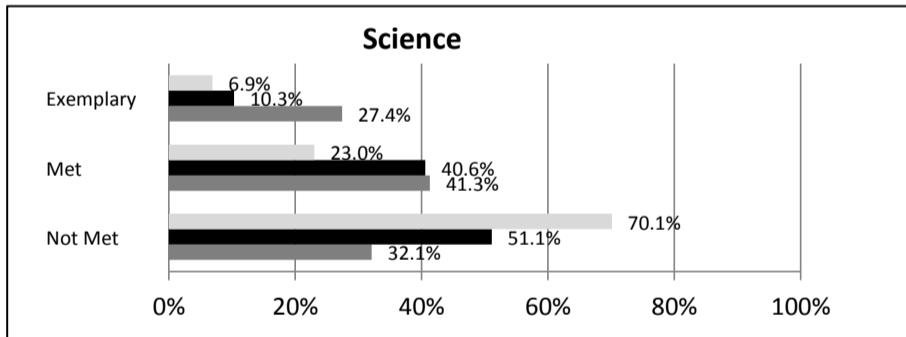
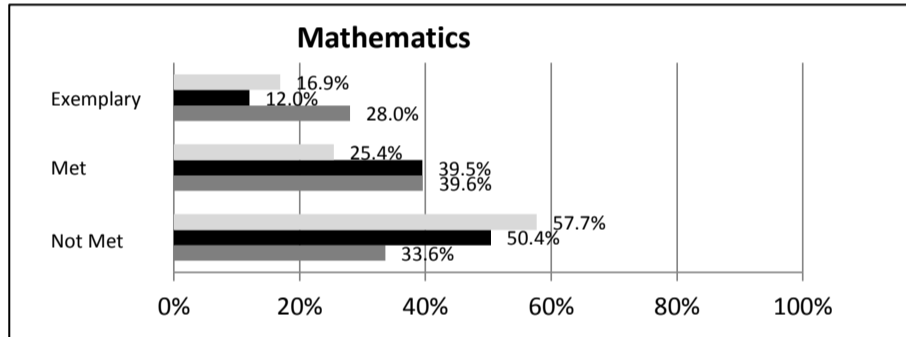
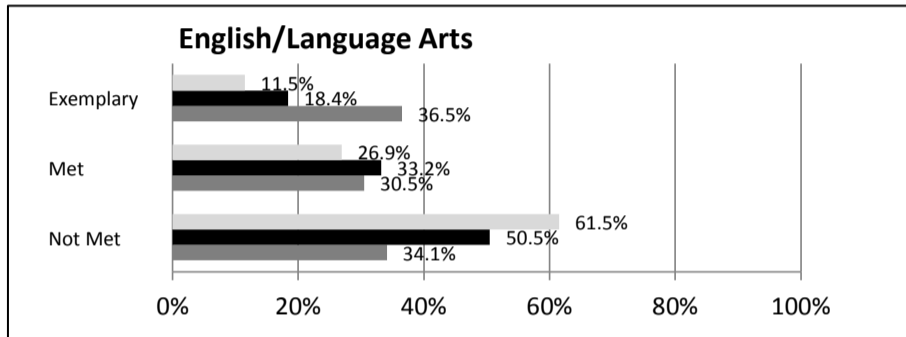
ABSOLUTE RATINGS OF MIDDLE SCHOOLS WITH STUDENTS LIKE OURS*

EXCELLENT	GOOD	AVERAGE	BELOW AVERAGE	AT-RISK
0	0	16	30	14

* Ratings are calculated with data available by 04/27/2015. Schools with Students Like Ours are Middle Schools with Poverty Indices of no more than 5% above or below the index for this school.

SC PASS PERFORMANCE

Our School Middle Schools with Students Like Ours Middle Schools Statewide



NAEP*

*Performance reported for SC and nation, data not available at school level. Percentages at NAEP Achievement Levels.



END OF COURSE TESTS - 2014

% of Students scoring 70 or above on:	Our Middle School	Middle Schools with Students Like Ours
Algebra 1/Math for the Technologies 2	92.9%	94.0%
English 1	86.7%	85.4%
Biology 1	N/A	N/A
US History and the Constitution	N/A	N/A
All Subjects	89.7%	92.3%

SC PERFORMANCE VISION

By 2020 all students will graduate with the knowledge and skills necessary to compete successfully in the global economy, participate in a democratic society and contribute positively as members of families and communities.

Abbreviations Key

N/A-Not Applicable N/AV-Not Available N/C-Not Collected N/R-Not Reported I/S-Insufficient Sample TBD-To Be Determined

**Ellore Elementary School
ORANGEBURG COUNTY CONSOLIDATED SCHOOL DISTRICT 3**

SCHOOL PROFILE

	Our School	Change from Last Year	Middle Schools with Students Like Ours	Median Middle Schools
Students (n = 468)				
Students Enrolled in high school credit courses (grades 7 & 8)	14.9%	N/A	14.8%	26.0%
Retention rate	0.7%	N/A	0.7%	0.6%
Attendance rate	95.5%	N/A	95.6%	96.2%
Served by gifted and talented program	0.8%	N/A	6.8%	19.4%
With disabilities	13.6%	N/A	16.0%	12.8%
Older than usual for grade	1.5%	N/A	7.2%	4.5%
Out-of-school suspensions or expulsions for violent and/or criminal offenses	2.6%	N/A	0.5%	0.4%
Annual dropout rate	0.0%	No change	0.0%	0.0%
Teachers (n = 34)				
Teachers with advanced degrees	70.6%	N/A	60.0%	61.3%
Continuing contract teachers	82.4%	N/A	60.0%	75.9%
Teachers returning from previous year	84.6%	N/A	76.9%	85.4%
Teacher attendance rate	93.4%	N/A	95.3%	95.2%
Average teacher salary*	\$47,107	N/A	\$45,191	\$47,081
Classes not taught by highly qualified teachers	5.7%	N/A	12.1%	5.8%
Professional development days/teacher	2.6 days	N/A	9.6 days	10.6 days
School				
Principal's years at school	1.0	N/A	3.0	3.0
Student-teacher ratio in core subjects	14.6 to 1	N/A	18.4 to 1	21.5 to 1
Prime instructional time	87.4%	N/A	89.6%	90.1%
Opportunities in the arts	Good	N/A	Good	Good
SACS accreditation	Yes	N/A	Yes	Yes
Parents attending conferences	98.0%	N/A	98.0%	99.0%
Character development program	Excellent	N/A	Good	Good
Dollars spent per pupil**	\$11,353	N/A	\$9,682	\$7,616
Percent of expenditures for instruction**	62.7%	N/A	55.7%	62.0%
Percent of expenditures for teacher salaries**	61.8%	N/A	54.8%	61.3%
ESEA composite index score	56.2	N/A	55.0	77.9

* Length of contract = 185+ days.

**Prior year audited financial data available.

EVALUATION RESULTS

	Teachers	Students*	Parents*
Number of surveys returned	N/A	N/A	N/A
Percent satisfied with learning environment	N/A	N/A	N/A
Percent satisfied with social and physical environment	N/A	N/A	N/A
Percent satisfied with school-home relations	N/A	N/A	N/A

*Only students at the highest middle school grade level at this school and their parents were included.

Comprehensive detail, including definitions of ratings, performance criteria, and explanations of status, is available on www.ed.sc.gov and www.eoc.sc.gov as well as school and school district websites.

Printed versions are available from school districts upon request.

REPORT OF PRINCIPAL AND SCHOOL IMPROVEMENT COUNCIL

Ellore Elementary School serves students of child development age through 8th grade. The 2013-2014 goals that were implemented are those reflected in our most recent School Renewal Plan. During the school year, teachers participated in meaning and ongoing professional development, workshops, and other state or local training opportunities. All professional development activities are geared toward instructional improvement and enhancement. We continued the use of innovative materials and resources to support increased student achievement on the subtests of PASS in ELA, math, science, and social studies. [?]

During the 2013-2014 term, EES continued the Teacher and Student Advancement Program (TAP). This program focuses on enhancing teachers' strengths and refining their weaknesses. It used collaborative methods to share and teach strategies for instruction and concentrated on data to drive success. Teachers attended weekly cluster meetings, where they engaged in professional development activities designed to improve student achievement by strengthening the instructional strategies of teachers. [?]

EES is committed to improving student achievement. We provided various opportunities for students to excel academically. Many of our students took advantage of our early morning enrichment activities, in-school intervention sessions, and after-school programs. In addition to standard options, EES students participated in various field trips, visual arts, chorus, keyboarding, and instrumental recorder classes. The school also has a language lab where students are exposed to French and Spanish, which supports the IB PYP curriculum. It is the goal of EES to make learning meaningful and effective for our students. [?]

We continued the use of innovative materials and resources to support increased student achievement on the subtests of PASS in ELA, math, science, and social studies. This literacy initiative continues to ensure that every student becomes a fluent and proficient reader. Additionally, and Early Bird Tutoring was provided to students in grades 6-8. Interactive whiteboards and computers were installed in all classrooms, and offices received updated computers. Apple iPad devices were purchased for all students to enhance the instructional process in the classroom. Measures of Academic Progress (MAP) and Evans Newton Incorporated (ENI) benchmark testing were used to monitor strengths and weaknesses of students in grades 6-8. [?]

Through collaborative efforts among school, home, and community, partnerships were established to create a positive, nurturing learning environment that fosters high expectations for all students. Our school's motto, "Enter to Learn.... Exit to Lead," means we prepare our students to become global class citizens. [?]

Dr. Trina Gordon, Principal [?]
Barbara Butler, SIC Chairperson

Abbreviations Key

N/A-Not Applicable

N/AV-Not Available

N/C-Not Collected

N/R-Not Reported

I/S-Insufficient Sample

TBD-To Be Determined