



SC Annual School  
Report Card  
Summary

Marlboro School of Discovery  
MARLBORO COUNTY SCHOOL DISTRICT  
Grades: 6-8 Enrollment: 150  
Principal: William Jorgensen  
Superintendent: Dr. Helena Tillar  
Board Chair: Lucy Parsons

**PERFORMANCE** Comprehensive detail, including definitions of ratings, performance criteria, and explanations of status, is available on [www.ed.sc.gov](http://www.ed.sc.gov) and [www.eoc.sc.gov](http://www.eoc.sc.gov) as well as school and school district websites. Printed versions are available from school districts upon request.

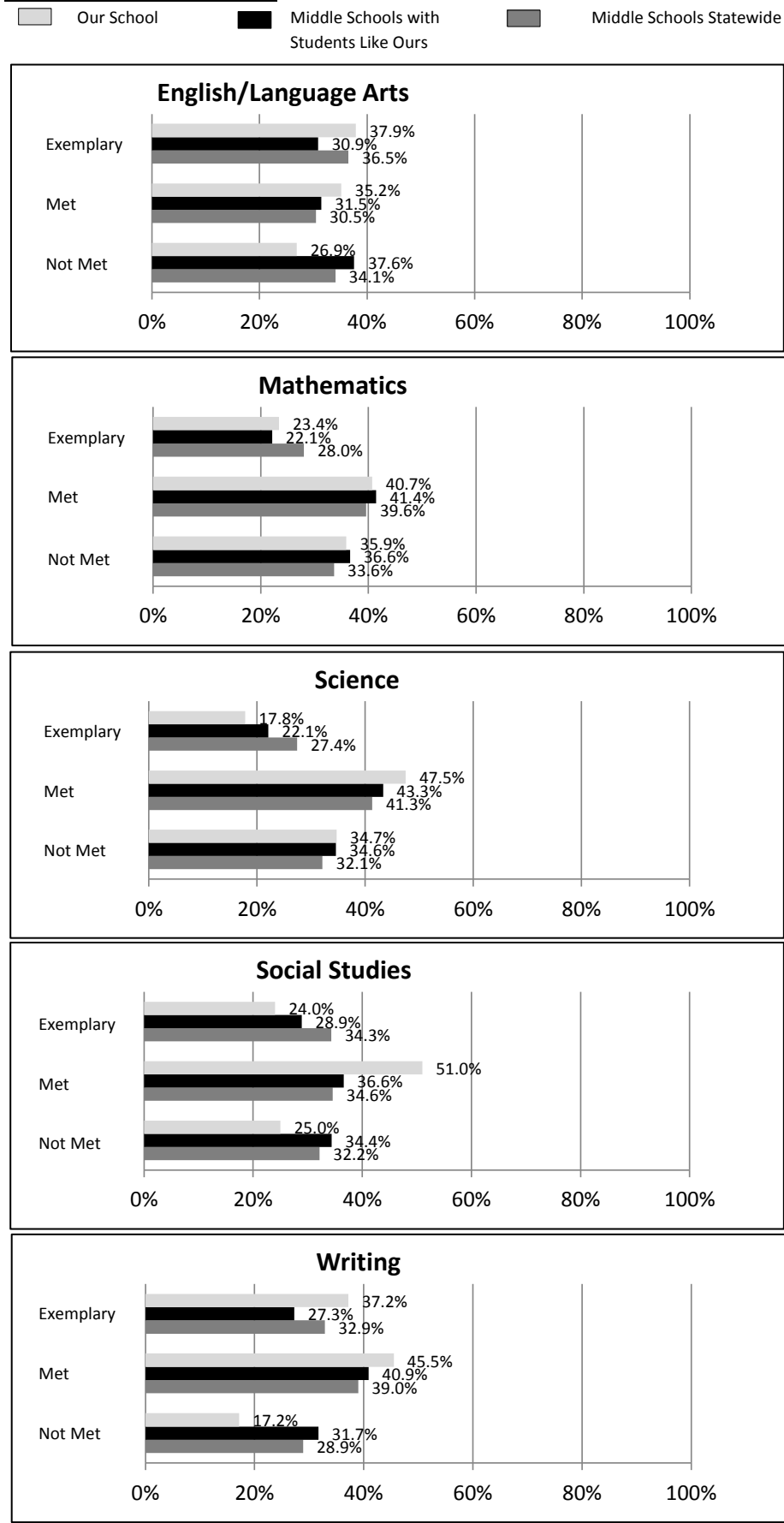
YEAR	ABSOLUTE RATING	GROWTH RATING	PALMETTO GOLD AND SILVER AWARD		ESEA/FEDERAL ACCOUNTABILITY RATING SYSTEM	
			General Performance	Closing the Gap	ESEA Grade	Accountability Indicator
2014	Average	Average	TBD	TBD	B	N/A
2013	Average	Average	N/A	N/A	A	N/A
2012	Average	Good	SILVER	N/A	A	N/A

ABSOLUTE RATINGS OF MIDDLE SCHOOLS WITH STUDENTS LIKE OURS\*

EXCELLENT	GOOD	AVERAGE	BELOW AVERAGE	AT-RISK
2	4	51	7	0



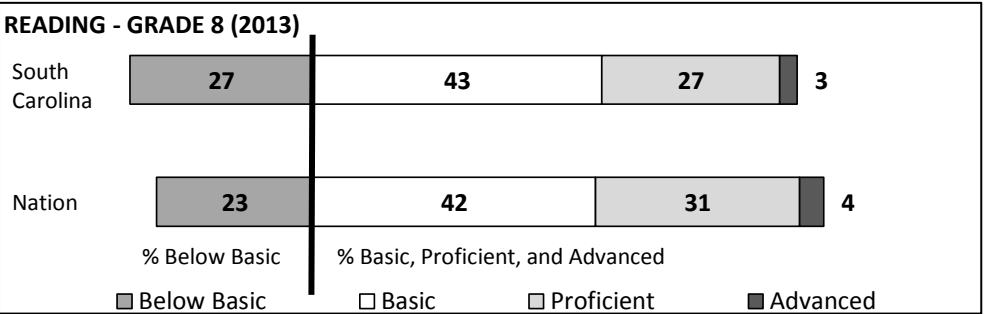
\* Ratings are calculated with data available by 04/27/2015. Schools with Students Like Ours are Middle Schools with Poverty Indices of no more than 5% above or below the index for this school.

SC PASS PERFORMANCE



NAEP\*

\*Performance reported for SC and nation, data not available at school level. Percentages at NAEP Achievement Levels.



END OF COURSE TESTS - 2014

% of Students scoring 70 or above on:	Our Middle School	Middle Schools with Students Like Ours
Algebra 1/Math for the Technologies 2	100.0%	97.0%
English 1	100.0%	95.0%
Biology 1	N/A	N/A
US History and the Constitution	N/A	N/A
All Subjects	100.0%	96.9%

SC PERFORMANCE VISION

By 2020 all students will graduate with the knowledge and skills necessary to compete successfully in the global economy, participate in a democratic society and contribute positively as members of families and communities.

Abbreviations Key

N/A-Not Applicable N/AV-Not Available N/C-Not Collected N/R-Not Reported I/S-Insufficient Sample TBD-To Be Determined

Marlboro School of Discovery  
MARLBORO COUNTY SCHOOL DISTRICT  
SCHOOL PROFILE

	Our School	Change from Last Year	Middle Schools with Students Like Ours	Median Middle Schools
Students (n = 150)				
Students Enrolled in high school credit courses (grades 7 & 8)	22.5%	Down from 22.7%	19.5%	26.0%
Retention rate	0.0%	Down from 1.4%	1.0%	0.6%
Attendance rate	96.6%	Up from 96.0%	96.1%	96.2%
Served by gifted and talented program	91.7%	Up from 72.3%	15.0%	19.4%
With disabilities	4.8%	Down from 5.4%	14.5%	12.8%
Older than usual for grade	0.7%	Down from 1.4%	5.9%	4.5%
Out-of-school suspensions or expulsions for violent and/or criminal offenses	1.3%	Up from 0.7%	0.5%	0.4%
Annual dropout rate	0.0%	No change	0.0%	0.0%
Teachers (n = 10)				
Teachers with advanced degrees	40.0%	Down from 50.0%	60.0%	61.3%
Continuing contract teachers	60.0%	Down from 75.0%	74.8%	75.9%
Teachers returning from previous year	66.7%	Down from 75.9%	83.9%	85.4%
Teacher attendance rate	92.3%	Down from 94.1%	95.0%	95.2%
Average teacher salary*	\$44,340	Down 0.5%	\$46,574	\$47,081
Classes not taught by highly qualified teachers	12.6%	Up from 0.0%	7.8%	5.8%
Professional development days/teacher	5.0 days	Down from 5.8 days	11.6 days	10.6 days
School				
Principal's years at school	1.0	Up from 0.5	4.0	3.0
Student-teacher ratio in core subjects	14.5 to 1	Up from 12.4 to 1	20.5 to 1	21.5 to 1
Prime instructional time	88.5%	Down from 89.0%	90.0%	90.1%
Opportunities in the arts	Excellent	No change	Good	Good
SACS accreditation	Yes	No change	Yes	Yes
Parents attending conferences	89.7%	Up from 49.5%	99.0%	99.0%
Character development program	Below Average	Down from Excellent	Good	Good
Dollars spent per pupil**	\$6,912	Down 10.5%	\$7,457	\$7,616
Percent of expenditures for instruction**	62.6%	Down from 63.0%	61.7%	62.0%
Percent of expenditures for teacher salaries**	61.9%	Up from 61.0%	60.8%	61.3%
ESEA composite index score	87.5	Down from 94.3	71.2	77.9

\* Length of contract = 185+ days.  
\*\*Prior year audited financial data available.

EVALUATION RESULTS

	Teachers	Students*	Parents*
Number of surveys returned	8	53	20
Percent satisfied with learning environment	-4.0%	86.8%	100.0%
Percent satisfied with social and physical environment	-4.0%	78.8%	100.0%
Percent satisfied with school-home relations	-4.0%	88.7%	90.0%

\*Only students at the highest middle school grade level at this school and their parents were included.

Comprehensive detail, including definitions of ratings, performance criteria, and explanations of status, is available on [www.ed.sc.gov](http://www.ed.sc.gov) and [www.eoc.sc.gov](http://www.eoc.sc.gov) as well as school and school district websites.

Printed versions are available from school districts upon request.

REPORT OF PRINCIPAL AND SCHOOL IMPROVEMENT COUNCIL

The 2013-2014 school year at Marlboro County School of Discovery has proven to be another successful school year despite many changes. This school year brought about a change in instructional leadership when Mr. William Jorgensen was named principal. Our small school also welcomed five new faces to the faculty for the 2013-2014 school year. Through-out the change we continued to see a strong academic focus while reducing the number of student discipline incidents for the year. Marlboro School of Discovery continues to encourage excellence in academics and the arts. Two students were recognized as South Carolina Junior Scholars. Multiple students represented our school at the 2014 Regional Science Fair with two students placing in the regionals. Our school spelling bee winner also participated in the regionals against forty-two contestants where she finished third in the regionals. Finally, our academic challenge team participated successfully in the league and regionals hosted by Francis Marion University.

Our students are recognized beyond the school level for their talents and artistic abilities. In September one of our students was named the March of Dimes National Middle School Youth Volunteer of the year. Our Discovery Singers and Discovery Dancers performed at Fiesta-Val in Myrtle Beach with both groups garnering Superior Ratings. Several of those students received individual awards as well for being best soloists in competition. Our Discovery Jazz Band garnered a Superior Rating during their trip to the South Carolina Jazz competition hosted at Newberry College. Two trumpet players received additional awards for being best soloists during this competition. Marlboro School of Discovery had two students selected to All-District Band and four students selected to All-Region Band. Our school continued to support our community service projects by participating in Jump Rope for Hearts, Pennies for Patients, and March for Babies through the March of Dimes.

It is our mission to help our students reach their highest potential. This is accomplished by working together with our faculty, staff, district, parents, and learning communities to uphold our belief in lifelong learning and academic excellence.

William Jorgensen, Principal  
Chairperson

Marci Watts, SIC

N/A-Not Applicable

N/AV-Not Available

N/C-Not Collected

Abbreviations Key  
N/R-Not Reported

I/S-Insufficient Sample

TBD-To Be Determined