



SC Annual School Report Card Summary

McCormick Middle School
MCCORMICK COUNTY
Grades: 6-8 Enrollment: 154
Principal: David Schoolfield
Superintendent: Dr. William T. Wright, Jr.
Board Chair: Dr. George Yeldell

PERFORMANCE

Comprehensive detail, including definitions of ratings, performance criteria, and explanations of status, is available on www.ed.sc.gov and www.eoc.sc.gov as well as school and school district websites. Printed versions are available from school districts upon request.

YEAR	ABSOLUTE RATING	GROWTH RATING	PALMETTO GOLD AND SILVER AWARD		ESEA/FEDERAL ACCOUNTABILITY RATING SYSTEM	
			General Performance	Closing the Gap	ESEA Grade	Accountability Indicator
2014	Average	Average	TBD	TBD	C	N/A
2013	Below Average	Good	SILVER	N/A	B	N/A
2012	Below Average	Below Average	N/A	N/A	F	N/A

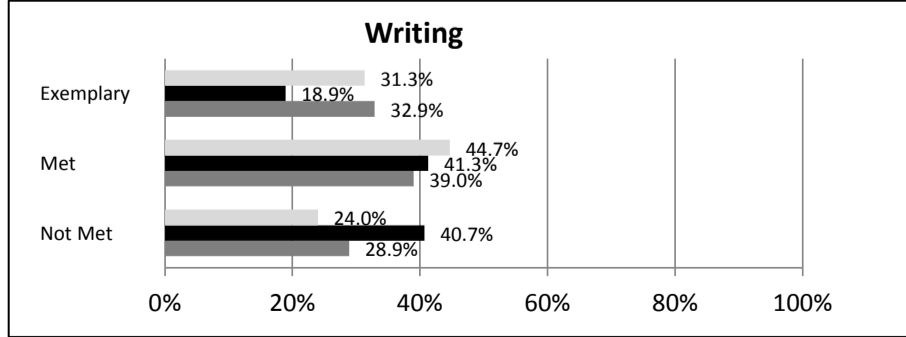
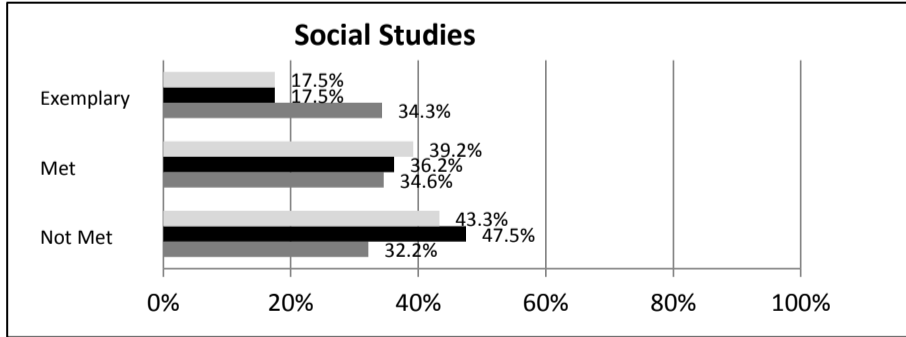
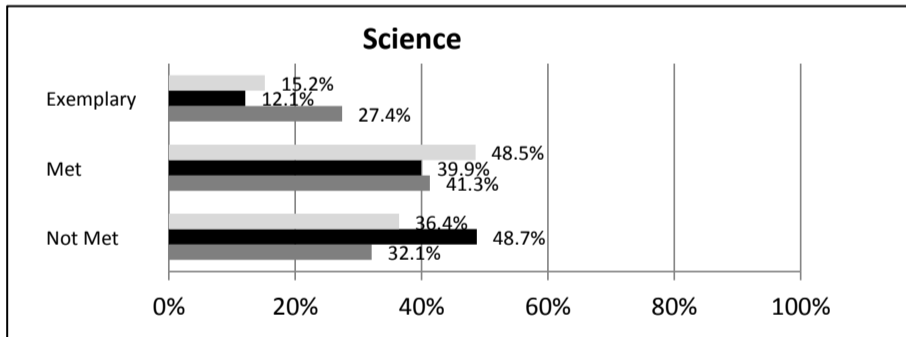
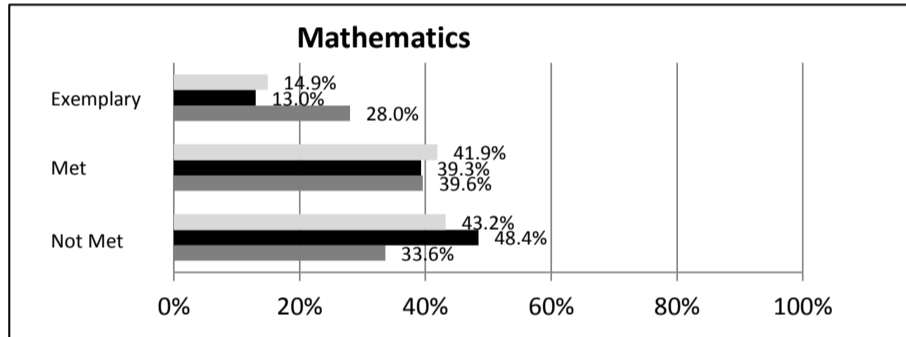
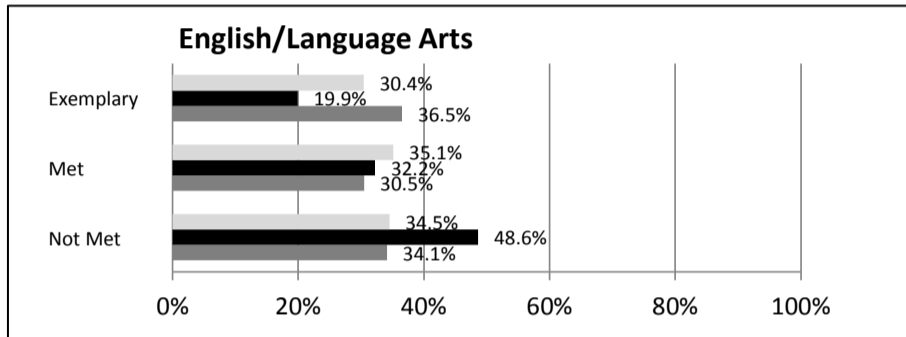
ABSOLUTE RATINGS OF MIDDLE SCHOOLS WITH STUDENTS LIKE OURS*

EXCELLENT	GOOD	AVERAGE	BELOW AVERAGE	AT-RISK
0	0	29	35	13

* Ratings are calculated with data available by 04/27/2015. Schools with Students Like Ours are Middle Schools with Poverty Indices of no more than 5% above or below the index for this school.

SC PASS PERFORMANCE

Our School Middle Schools with Students Like Ours Middle Schools Statewide



NAEP*

*Performance reported for SC and nation, data not available at school level. Percentages at NAEP Achievement Levels.



END OF COURSE TESTS - 2014

% of Students scoring 70 or above on:	Our Middle School	Middle Schools with Students Like Ours
Algebra 1/Math for the Technologies 2	87.5%	94.6%
English 1	100.0%	87.9%
Biology 1	N/A	N/A
US History and the Constitution	N/A	N/A
All Subjects	92.6%	93.1%

SC PERFORMANCE VISION

By 2020 all students will graduate with the knowledge and skills necessary to compete successfully in the global economy, participate in a democratic society and contribute positively as members of families and communities.

Abbreviations Key

N/A-Not Applicable N/AV-Not Available N/C-Not Collected N/R-Not Reported I/S-Insufficient Sample TBD-To Be Determined

**McCormick Middle School
MCCORMICK COUNTY**

SCHOOL PROFILE

	Our School	Change from Last Year	Middle Schools with Students Like Ours	Median Middle Schools
Students (n = 154)				
Students Enrolled in high school credit courses (grades 7 & 8)	18.3%	Up from 15.6%	16.0%	26.0%
Retention rate	0.6%	Down from 5.7%	0.7%	0.6%
Attendance rate	96.1%	Up from 95.9%	95.7%	96.2%
Served by gifted and talented program	19.4%	Up from 2.5%	9.4%	19.4%
With disabilities	10.3%	Up from 9.5%	15.4%	12.8%
Older than usual for grade	10.3%	Up from 8.9%	6.3%	4.5%
Out-of-school suspensions or expulsions for violent and/or criminal offenses	3.9%	Up from 1.3%	0.9%	0.4%
Annual dropout rate	0.0%	No change	0.0%	0.0%
Teachers (n = 10)				
Teachers with advanced degrees	75.0%	Down from 81.8%	60.5%	61.3%
Continuing contract teachers	62.5%	Down from 72.7%	63.5%	75.9%
Teachers returning from previous year	46.0%	Up from 44.4%	78.9%	85.4%
Teacher attendance rate	94.8%	Up from 93.0%	95.2%	95.2%
Average teacher salary*	\$45,827	Up 1.8%	\$45,746	\$47,081
Classes not taught by highly qualified teachers	10.9%	Up from 3.4%	9.7%	5.8%
Professional development days/teacher	9.6 days	Up from 6.1 days	10.2 days	10.6 days
School				
Principal's years at school	1.0	Down from 2.0	3.0	3.0
Student-teacher ratio in core subjects	18.5 to 1	Down from 24.0 to 1	19.3 to 1	21.5 to 1
Prime instructional time	90.2%	Up from 87.1%	89.6%	90.1%
Opportunities in the arts	Good	No change	Good	Good
SACS accreditation	Yes	No change	Yes	Yes
Parents attending conferences	100.0%	No change	97.9%	99.0%
Character development program	Good	Up from Average	Good	Good
Dollars spent per pupil**	\$9,394	Up 11.7%	\$9,329	\$7,616
Percent of expenditures for instruction**	58.1%	Down from 59.0%	57.3%	62.0%
Percent of expenditures for teacher salaries**	57.1%	Up from 57.0%	56.0%	61.3%
ESEA composite index score	73.0	Down from 81.8	55.7	77.9

* Length of contract = 185+ days.

**Prior year audited financial data available.

EVALUATION RESULTS

	Teachers	Students*	Parents*
Number of surveys returned	11	49	22
Percent satisfied with learning environment	90.9%	73.5%	77.3%
Percent satisfied with social and physical environment	90.9%	81.3%	85.7%
Percent satisfied with school-home relations	36.4%	84.0%	75.0%

*Only students at the highest middle school grade level at this school and their parents were included.

Comprehensive detail, including definitions of ratings, performance criteria, and explanations of status, is available on www.ed.sc.gov and www.eoc.sc.gov as well as school and school district websites.

Printed versions are available from school districts upon request.

REPORT OF PRINCIPAL AND SCHOOL IMPROVEMENT COUNCIL

McCormick Middle School worked tirelessly to extend rigor in each an every classroom this past school year. With full implementation of Common Core Standards in each classroom, teachers participated in professional development throughout the year focused on the new standards' classroom implementation. Teachers worked vertically with the elementary and high school in order to align teaching and ensure the mastery of content within all disciplines. Teachers began the development of curriculum maps for each class by working with curriculum mapping expert, Hiedi Hayes Jacobs. Each classroom engaged students with their lessons by implementing strategies designed to elicit discussion and dialogue on a daily basis. Students were educated based on the district's instructional model of authentic reading, writing, and speaking in all classrooms. Additionally, students needing extra help or more time in order to complete assignments attended the 21st Century afterschool program. The afterschool program included a homework center, tutoring sessions as well as individual and team activities. [2]

Teachers took a step forward in breaking down data in order to enhance instruction. While students participated in MAP testing in the winter and spring as well as taking benchmarks three times throughout the school year, teachers used that information when making decisions about reviewing previously taught material. Teachers were trained on how to make data driven decisions on both homogenous and heterogeneous collaborative groups within their classrooms. All of the work that was put in by the teachers proved to be beneficial to the overall instruction of students as McCormick Middle School was awarded the Palmetto Silver Award for the 2013-2014 school year based on general performance. [2]

McCormick Middle School continued to move in a positive direction in addressing student discipline by being proactive with management measures. Students were recognized each quarter based on positive citizenship and character. Several male mentors were established this school year for the positive development and encouragement for several of our young men. [2]

Throughout the school year, students were exposed to many different types of careers and participated in a Career Fair that gave them the opportunity to see the training and preparation it takes to be successful in more that 40 different jobs and careers. Students were also able to take part in a number of field trips designed to expose them to colleges and universities around the state, as well as different career paths. All students in the middle school traveled to the Boeing plant in Charleston, SC in order to participate in a hands-on tour focused on exploring the specialization of constructing the jumbo jets. All 8th graders also had the chance to participate in a trip to Washington, DC by exploring the history of this nation. [2]

Extracurricular activities excelled this past school year with football as well as boys and girls basketball. The highlights included the football team with a second place finish in the conference as well as winning the conference in basketball. The band continues to be a highlight of the school district with their many performances in parades, festivals, and trips both in and out of state. Parent participation remained high this past school year as proofed by attendance at conferences, fundraisers, Open House, PTO, and Family Nights. [2]

Catherine Callaham, SIC Chair [2]

Abbreviations Key

N/A-Not Applicable

N/AV-Not Available

N/C-Not Collected

N/R-Not Reported

I/S-Insufficient Sample

TBD-To Be Determined