



SC Annual School  
Report Card  
Summary

Chapin Middle  
LEXINGTON 5  
Grades: 6-8  
Enrollment: 1,109  
Principal: Anna M. Miller  
Superintendent: Stephen W. Hefner, Ed.D.  
Board Chair: Beth Watson

**PERFORMANCE** Comprehensive detail, including definitions of ratings, performance criteria, and explanations of status, is available on [www.ed.sc.gov](http://www.ed.sc.gov) and [www.eoc.sc.gov](http://www.eoc.sc.gov) as well as school and school district websites. Printed versions are available from school districts upon request.

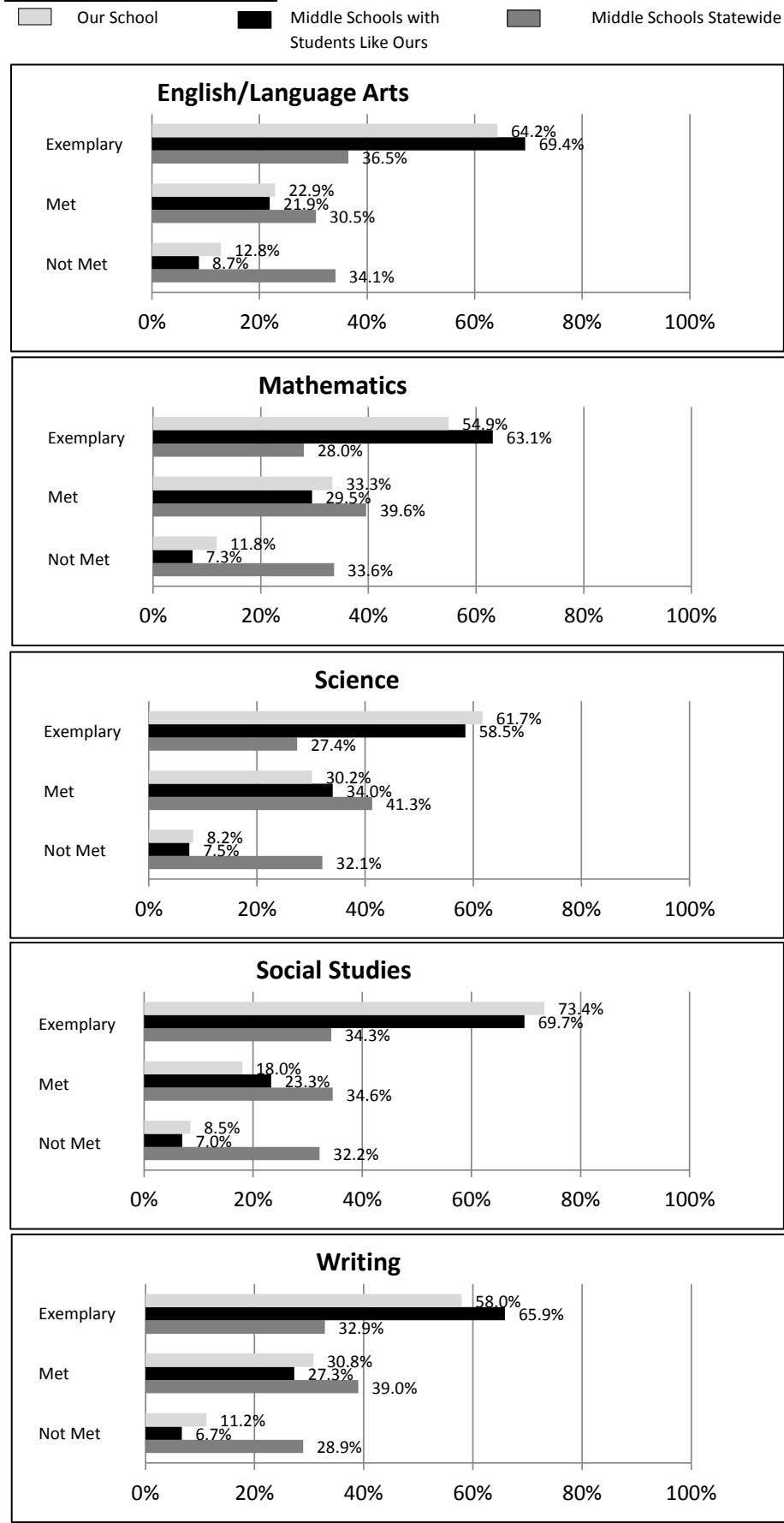
YEAR	ABSOLUTE RATING	GROWTH RATING	PALMETTO GOLD AND SILVER AWARD		ESEA/FEDERAL ACCOUNTABILITY RATING SYSTEM	
			General Performance	Closing the Gap	ESEA Grade	Accountability Indicator
2014	Excellent	Excellent	TBD	TBD	B	N/A
2013	Excellent	Excellent	GOLD	N/A	A	N/A
2012	Excellent	Excellent	GOLD	GOLD	A	N/A

ABSOLUTE RATINGS OF MIDDLE SCHOOLS WITH STUDENTS LIKE OURS\*

EXCELLENT	GOOD	AVERAGE	BELOW AVERAGE	AT-RISK
7	0	0	0	0



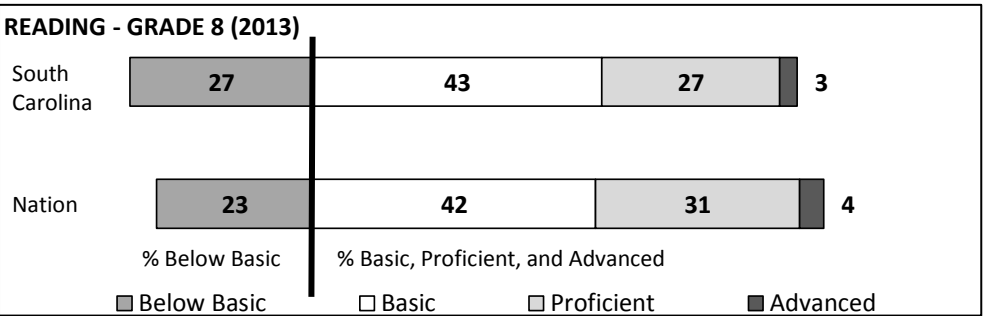
\* Ratings are calculated with data available by 04/27/2015. Schools with Students Like Ours are Middle Schools with Poverty Indices of no more than 5% above or below the index for this school.

SC PASS PERFORMANCE



NAEP\*

\*Performance reported for SC and nation, data not available at school level. Percentages at NAEP Achievement Levels.



END OF COURSE TESTS - 2014

% of Students scoring 70 or above on:	Our Middle School	Middle Schools with Students Like Ours
Algebra 1/Math for the Technologies 2	99.7%	99.8%
English 1	98.8%	99.6%
Biology 1	N/A	N/A
US History and the Constitution	N/A	N/A
All Subjects	99.5%	99.8%

SC PERFORMANCE VISION

By 2020 all students will graduate with the knowledge and skills necessary to compete successfully in the global economy, participate in a democratic society and contribute positively as members of families and communities.

Abbreviations Key

N/A-Not Applicable N/AV-Not Available N/C-Not Collected N/R-Not Reported I/S-Insufficient Sample TBD-To Be Determined

Chapin Middle  
LEXINGTON 5  
SCHOOL PROFILE

	Our School	Change from Last Year	Middle Schools with Students Like Ours	Median Middle Schools
Students (n = 1,109)				
Students Enrolled in high school credit courses (grades 7 & 8)	68.8%	Down from 83.4%	47.8%	26.0%
Retention rate	0.1%	No change	0.0%	0.6%
Attendance rate	97.2%	Up from 97.1%	96.8%	96.2%
Served by gifted and talented program	51.0%	Up from 49.9%	51.0%	19.4%
With disabilities	9.2%	Down from 9.7%	5.8%	12.8%
Older than usual for grade	0.7%	Up from 0.5%	0.7%	4.5%
Out-of-school suspensions or expulsions for violent and/or criminal offenses	1.2%	Up from 0.4%	0.1%	0.4%
Annual dropout rate	0.0%	No change	0.0%	0.0%
Teachers (n = 70)				
Teachers with advanced degrees	70.0%	Down from 72.7%	60.5%	61.3%
Continuing contract teachers	87.1%	Down from 88.3%	81.1%	75.9%
Teachers returning from previous year	88.3%	Down from 90.1%	90.0%	85.4%
Teacher attendance rate	92.4%	Down from 95.0%	95.0%	95.2%
Average teacher salary*	\$51,421	Down 1.0%	\$49,309	\$47,081
Classes not taught by highly qualified teachers	10.5%	Up from 2.1%	10.5%	5.8%
Professional development days/teacher	9.7 days	Down from 10.8 days	11.1 days	10.6 days
School				
Principal's years at school	2.0	Up from 1.0	2.0	3.0
Student-teacher ratio in core subjects	21.1 to 1	Down from 21.5 to 1	23.5 to 1	21.5 to 1
Prime instructional time	88.8%	Down from 91.5%	89.8%	90.1%
Opportunities in the arts	Excellent	No change	Excellent	Good
SACS accreditation	Yes	No change	Yes	Yes
Parents attending conferences	100.0%	Up from 99.9%	100.0%	99.0%
Character development program	Excellent	No change	Excellent	Good
Dollars spent per pupil**	\$7,524	Up 3.0%	\$7,524	\$7,616
Percent of expenditures for instruction**	64.6%	Up from 64.0%	61.9%	62.0%
Percent of expenditures for teacher salaries**	63.6%	Up from 63.0%	61.5%	61.3%
ESEA composite index score	88.3	Down from 90.3	94.9	77.9

\* Length of contract = 185+ days.  
\*\*Prior year audited financial data available.

EVALUATION RESULTS

	Teachers	Students*	Parents*
Number of surveys returned	67	352	123
Percent satisfied with learning environment	97.0%	75.0%	95.2%
Percent satisfied with social and physical environment	98.6%	80.2%	90.3%
Percent satisfied with school-home relations	100.0%	87.1%	78.6%

\*Only students at the highest middle school grade level at this school and their parents were included.

Comprehensive detail, including definitions of ratings, performance criteria, and explanations of status, is available on [www.ed.sc.gov](http://www.ed.sc.gov) and [www.eoc.sc.gov](http://www.eoc.sc.gov) as well as school and school district websites.

Printed versions are available from school districts upon request.

REPORT OF PRINCIPAL AND SCHOOL IMPROVEMENT COUNCIL

We are pleased to present you with the School Report Card (SRC) for the 2013-2014 school year at Chapin Middle School (CMS). The purpose of the SRC is to inform parents, our community and other schools of the progress of Chapin Middle compared to schools across the state. The SRC is available for you to review electronically by visiting our website or you may review a copy from the CMS office.

Chapin Middle continues to work towards improvement in all areas of education. We are focused on helping all students work at a higher level of academic achievement. It is essential for us to create the very best learning environment possible which includes our core content classes, exploratory classes and fine arts classes. In addition to academic success we enjoy watching our students flourish in the areas of music, art, theater and athletics.

Our parents participate in school activities by chaperoning school events and volunteering with school projects. Chapin Middle had more than 50 parents share their life experiences on Career Day. Parents and community members also serve on our SIC and PTO. Their support helps to ensure the implementation of our mission of community and school uniting for excellence. Chapin Middle School will continue to grow academically and implement new courses as we prepare for the coming school year, and we are proud to continue to offer the kind of quality educational programs that Chapin students deserve. We will celebrate successes in our work and the achievements of our students. Thank you for your continued support of CMS staff, students, parents and the community.

Principal: Anna M. Miller

SIC Chairperson: James Burns

Abbreviations Key

N/A-Not Applicable    N/AV-Not Available    N/C-Not Collected    N/R-Not Reported    I/S-Insufficient Sample    TBD-To Be Determined