



SC Annual School
Report Card
Summary

Irmo Middle
LEXINGTON 5
Grades: 6-8
Enrollment: 902
Principal: Robert S. Jackson
Superintendent: Stephen W. Hefner, Ed.D.
Board Chair: Beth Watson

PERFORMANCE		Comprehensive detail, including definitions of ratings, performance criteria, and explanations of status, is available on www.ed.sc.gov and www.eoc.sc.gov as well as school and school district websites. Printed versions are available from school districts upon request.				
YEAR	ABSOLUTE RATING	GROWTH RATING	PALMETTO GOLD AND SILVER AWARD		ESEA/FEDERAL ACCOUNTABILITY RATING SYSTEM	
			General Performance	Closing the Gap	ESEA Grade	Accountability Indicator
2014	Excellent	Excellent	TBD	TBD	B	N/A
2013	Excellent	Excellent	GOLD	N/A	A	N/A
2012	Excellent	Excellent	GOLD	N/A	A	N/A

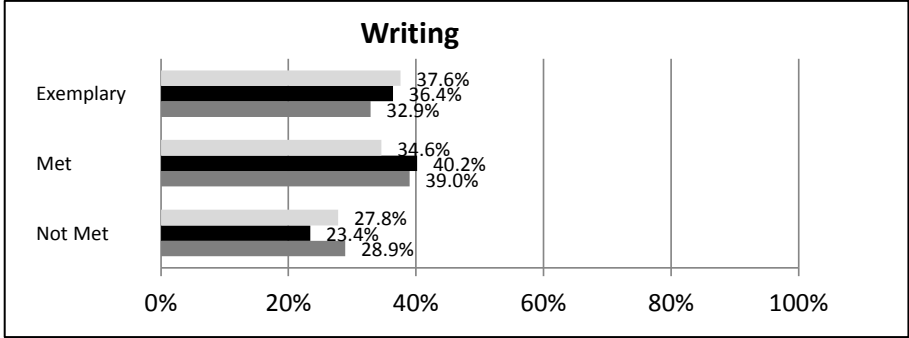
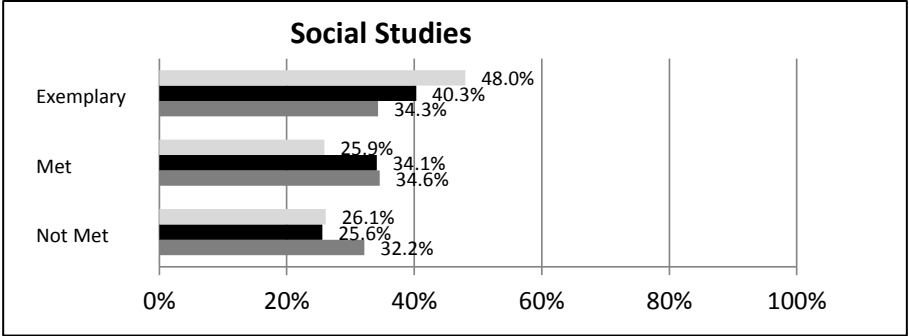
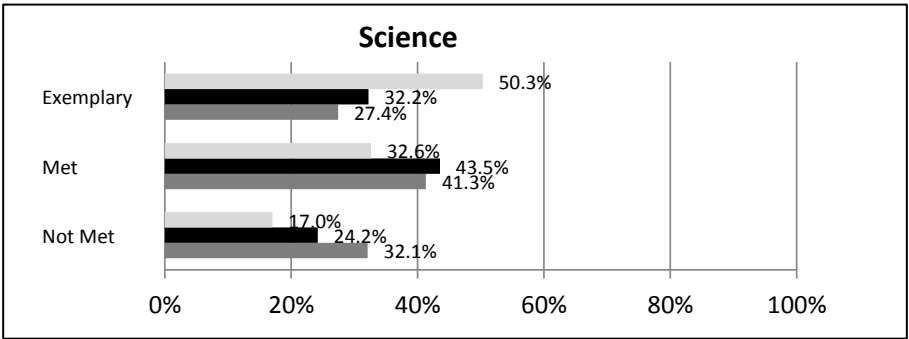
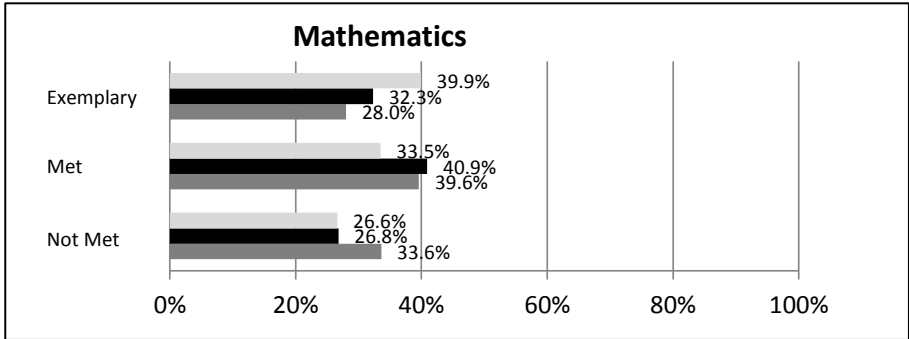
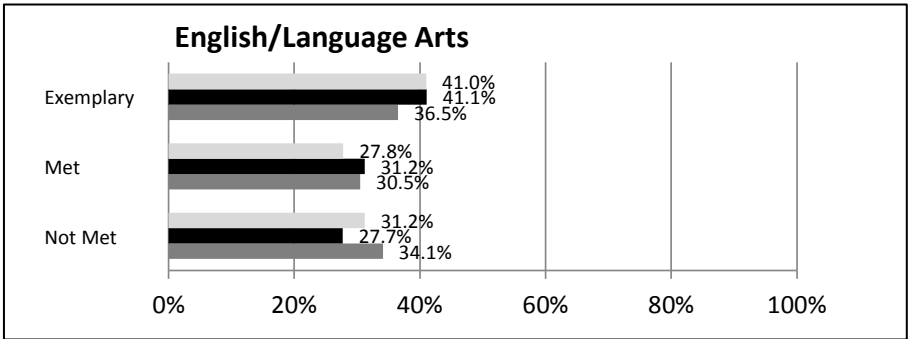
ABSOLUTE RATINGS OF MIDDLE SCHOOLS WITH STUDENTS LIKE OURS*

EXCELLENT	GOOD	AVERAGE	BELOW AVERAGE	AT-RISK
9	19	16	1	0

* Ratings are calculated with data available by 04/27/2015. Schools with Students Like Ours are Middle Schools with Poverty Indices of no more than 5% above or below the index for this school.



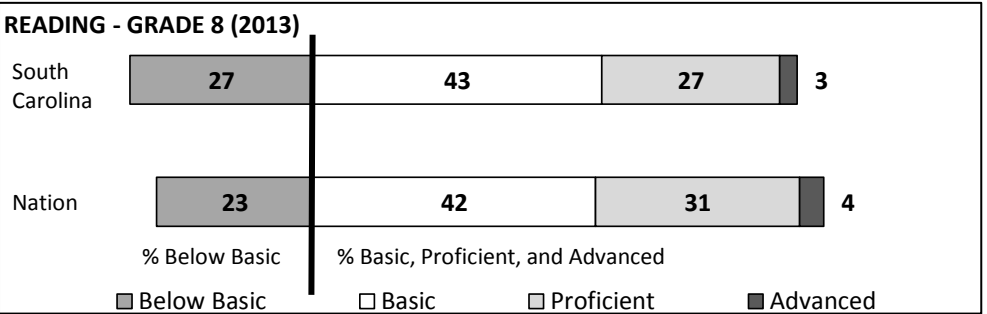
SC PASS PERFORMANCE

Our School Middle Schools with Students Like Ours Middle Schools Statewide



NAEP*

*Performance reported for SC and nation, data not available at school level. Percentages at NAEP Achievement Levels.



END OF COURSE TESTS - 2014

% of Students scoring 70 or above on:	Our Middle School	Middle Schools with Students Like Ours
Algebra 1/Math for the Technologies 2	98.8%	97.8%
English 1	97.5%	96.3%
Biology 1	N/A	N/A
US History and the Constitution	N/A	N/A
All Subjects	98.3%	97.5%

SC PERFORMANCE VISION

By 2020 all students will graduate with the knowledge and skills necessary to compete successfully in the global economy, participate in a democratic society and contribute positively as members of families and communities.

Abbreviations Key

N/A-Not Applicable N/AV-Not Available N/C-Not Collected N/R-Not Reported I/S-Insufficient Sample TBD-To Be Determined

Irmo Middle
LEXINGTON 5
SCHOOL PROFILE

	Our School	Change from Last Year	Middle Schools with Students Like Ours	Median Middle Schools
Students (n = 902)				
Students Enrolled in high school credit courses (grades 7 & 8)	38.3%	Down from 58.1%	32.6%	26.0%
Retention rate	1.1%	Up from 0.8%	0.7%	0.6%
Attendance rate	96.8%	Up from 96.3%	96.1%	96.2%
Served by gifted and talented program	34.4%	Up from 32.8%	21.2%	19.4%
With disabilities	17.2%	Down from 17.8%	11.8%	12.8%
Older than usual for grade	3.8%	Up from 3.0%	4.2%	4.5%
Out-of-school suspensions or expulsions for violent and/or criminal offenses	4.7%	Up from 4.0%	0.6%	0.4%
Annual dropout rate	0.0%	No change	0.0%	0.0%
Teachers (n = 64)				
Teachers with advanced degrees	84.4%	No change	64.7%	61.3%
Continuing contract teachers	92.2%	Down from 93.8%	80.2%	75.9%
Teachers returning from previous year	89.3%	Up from 88.4%	87.2%	85.4%
Teacher attendance rate	93.1%	Down from 93.7%	95.2%	95.2%
Average teacher salary*	\$54,441	Up 3.0%	\$47,993	\$47,081
Classes not taught by highly qualified teachers	4.3%	Up from 3.9%	2.6%	5.8%
Professional development days/teacher	12.7 days	Up from 11.6 days	10.1 days	10.6 days
School				
Principal's years at school	2.0	Up from 1.0	4.0	3.0
Student-teacher ratio in core subjects	21.6 to 1	Down from 22.0 to 1	23.6 to 1	21.5 to 1
Prime instructional time	88.0%	Down from 88.9%	90.3%	90.1%
Opportunities in the arts	Excellent	No change	Good	Good
SACS accreditation	Yes	No change	Yes	Yes
Parents attending conferences	100.0%	No change	99.6%	99.0%
Character development program	Excellent	No change	Good	Good
Dollars spent per pupil**	\$9,348	Up 4.2%	\$7,039	\$7,616
Percent of expenditures for instruction**	62.3%	Up from 62.0%	62.4%	62.0%
Percent of expenditures for teacher salaries**	61.9%	Up from 61.0%	61.2%	61.3%
ESEA composite index score	81.4	Down from 91.7	82.8	77.9

* Length of contract = 185+ days.
**Prior year audited financial data available.

EVALUATION RESULTS

	Teachers	Students*	Parents*
Number of surveys returned	68	382	104
Percent satisfied with learning environment	76.5%	67.0%	84.7%
Percent satisfied with social and physical environment	80.8%	69.8%	72.5%
Percent satisfied with school-home relations	82.6%	86.3%	70.6%

*Only students at the highest middle school grade level at this school and their parents were included.

Comprehensive detail, including definitions of ratings, performance criteria, and explanations of status, is available on www.ed.sc.gov and www.eoc.sc.gov as well as school and school district websites.

Printed versions are available from school districts upon request.

REPORT OF PRINCIPAL AND SCHOOL IMPROVEMENT COUNCIL

As one of the highest performing middle schools in South Carolina, Irmo Middle is a 13-time recipient of the Palmetto Gold Award for exemplary academic performance and improvement. Irmo Middle consistently proves that a school with supportive parents, hardworking students, and excellent teachers who regularly use research-based instructional strategies can produce outstanding results. In recognition of our excellence, we have again earned an “A” rating under the current federal accountability system and Excellent Absolute and Growth ratings on the state report card. These results continue to demonstrate that Irmo Middle remains one of the top performing schools in the state of South Carolina. We offer a wide range of high school credit courses in English, mathematics and world languages. Additionally, a significant percentage of our students excel in visual and performing arts through course offerings such as band, chorus, orchestra and dance. To infuse global cultures in all areas of our school, we offer more languages than many middle schools around (Spanish, French, German, and Mandarin Chinese). Along with course opportunities, students enrolled in fine arts courses regularly demonstrate their skill attainment through concerts, theatrical performances, dance recitals, and other school events that are designed to showcase their talents. In the arts, we routinely earn Superior ratings at many of the festivals and competitions, and these results validate the quality of our fine arts programs. Our students also continue to excel on high school readiness assessments. On the EXPLORE and PSAT assessments, record numbers of students met or exceeded performance benchmarks with several achieving perfect scores. This number has risen substantially over the past five years. We consider high school, college and career readiness to be critical next steps for our students. To ensure that they are ready, we have successfully transitioned into a whole-school International Academic Magnet and have officially become an Expeditionary Learning School. Our implementation of the International Academic Magnet with Expeditionary Learning as our pedagogical framework will provide opportunities for students to excel through project-based learning that capstones in experiences called learning expeditions. Each student will belong to a smaller subgroup to conduct field studies and action research in order to solve real-world problems, and inquiry-based learning will be facilitated by teachers through the state adopted standards. We are fortunate to have a high level of parental and community involvement. Our School Improvement Council and PTO provide outstanding leadership and support, as well as help provide the future direction of our school. Finally, in order to sustain continued progress, we are continuing with several key school improvement initiatives that are designed to foster gains in student achievement; thus better preparing our students for high school, college and a globally competitive workforce. We are committed to taking on the challenges that face us, and it is with confidence that we commit to serving our students and community in providing the best educational opportunities possible. The outstanding support provided by our stakeholders is a critical factor in our continued success. Principal: Robert S. Jackson, Ed.S. SIC Chairperson: Mrs. Tabitha Keeler

N/A-Not Applicable

N/AV-Not Available

N/C-Not Collected

Abbreviations Key
N/R-Not Reported

I/S-Insufficient Sample

TBD-To Be Determined