



# SC Annual School Report Card Summary

Bell Street Middle School

LAURENS 56

Grades: 6-8

Enrollment: 663

Principal: Brenda Romines

Superintendent: David C. O'Shields

Board Chair: Jim Barton

## PERFORMANCE

Comprehensive detail, including definitions of ratings, performance criteria, and explanations of status, is available on [www.ed.sc.gov](http://www.ed.sc.gov) and [www.eoc.sc.gov](http://www.eoc.sc.gov) as well as school and school district websites. Printed versions are available from school districts upon request.

YEAR	ABSOLUTE RATING	GROWTH RATING	PALMETTO GOLD AND SILVER AWARD		ESEA/FEDERAL ACCOUNTABILITY RATING SYSTEM	
			General Performance	Closing the Gap	ESEA Grade	Accountability Indicator
2014	Average	Average	TBD	TBD	B	N/A
2013	Average	Average	N/A	N/A	C	N/A
2012	Average	Average	N/A	N/A	B	N/A

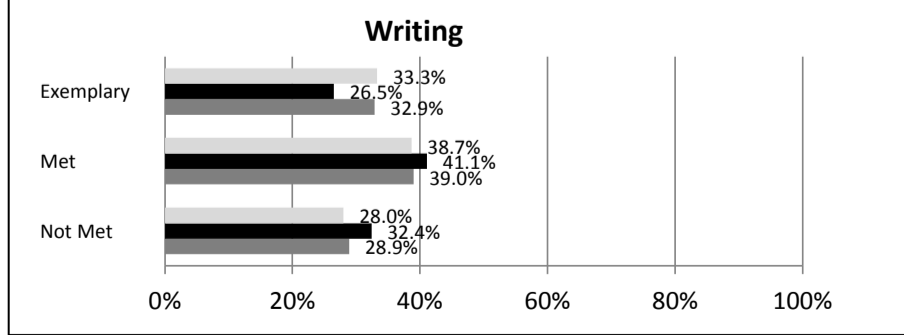
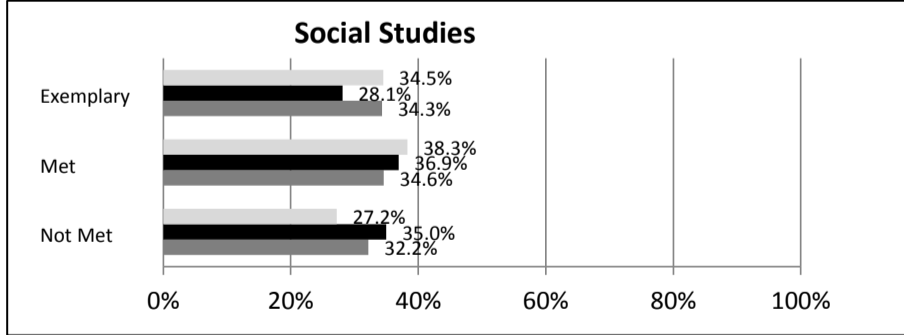
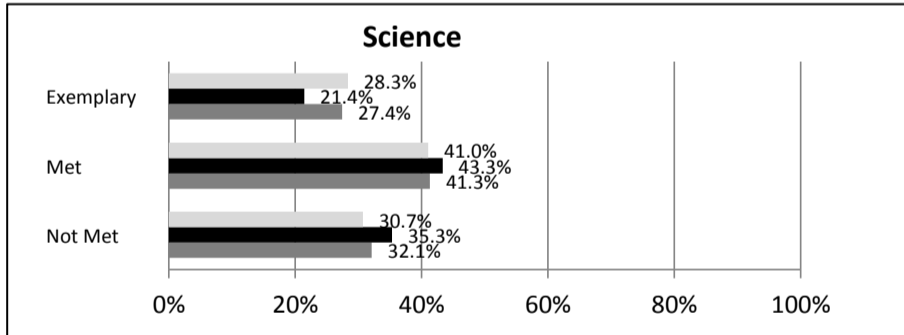
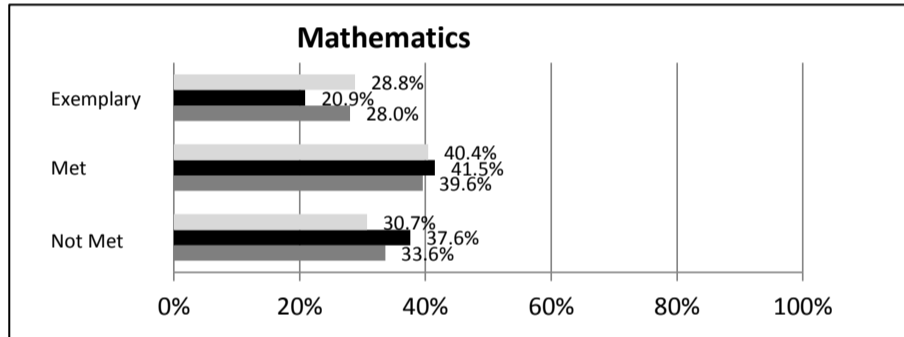
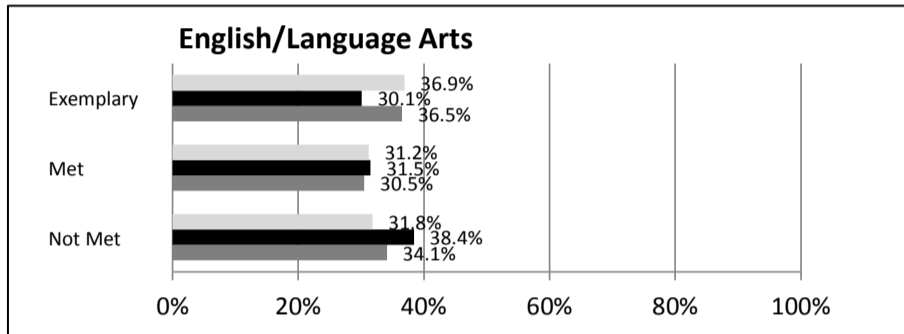
## ABSOLUTE RATINGS OF MIDDLE SCHOOLS WITH STUDENTS LIKE OURS\*

EXCELLENT	GOOD	AVERAGE	BELOW AVERAGE	AT-RISK
1	2	50	7	0

\* Ratings are calculated with data available by 04/27/2015. Schools with Students Like Ours are Middle Schools with Poverty Indices of no more than 5% above or below the index for this school.


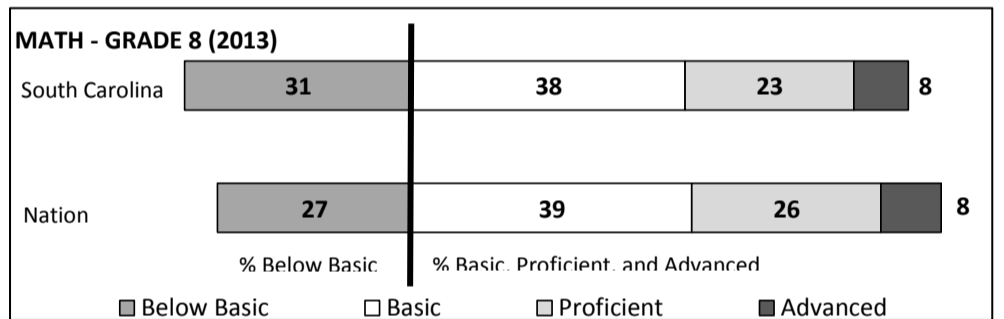

## SC PASS PERFORMANCE

Our School Middle Schools with Students Like Ours Middle Schools Statewide



## NAEP\*

\*Performance reported for SC and nation, data not available at school level. Percentages at NAEP Achievement Levels.



## END OF COURSE TESTS - 2014

% of Students scoring 70 or above on:	Our Middle School	Middle Schools with Students Like Ours
Algebra 1/Math for the Technologies 2	100.0%	96.8%
English 1	N/A	94.7%
Biology 1	N/A	N/A
US History and the Constitution	N/A	N/A
All Subjects	100.0%	96.7%

## SC PERFORMANCE VISION

By 2020 all students will graduate with the knowledge and skills necessary to compete successfully in the global economy, participate in a democratic society and contribute positively as members of families and communities.

## Abbreviations Key

N/A-Not Applicable

N/AV-Not Available

N/C-Not Collected

N/R-Not Reported

I/S-Insufficient Sample

TBD-To Be Determined

**Bell Street Middle School  
LAURENS 56**

**SCHOOL PROFILE**

	Our School	Change from Last Year	Middle Schools with Students Like Ours	Median Middle Schools
<b>Students (n = 663)</b>				
Students Enrolled in high school credit courses (grades 7 & 8)	19.0%	Down from 49.5%	20.0%	26.0%
Retention rate	0.0%	Down from 0.9%	1.0%	0.6%
Attendance rate	96.5%	Up from 95.7%	96.1%	96.2%
Served by gifted and talented program	20.9%	Up from 20.3%	14.8%	19.4%
With disabilities	17.3%	Up from 15.1%	14.3%	12.8%
Older than usual for grade	4.4%	Down from 5.8%	6.1%	4.5%
Out-of-school suspensions or expulsions for violent and/or criminal offenses	0.3%	Up from 0.1%	0.5%	0.4%
Annual dropout rate	0.0%	No change	0.0%	0.0%
<b>Teachers (n = 40)</b>				
Teachers with advanced degrees	50.0%	Down from 58.5%	60.0%	61.3%
Continuing contract teachers	82.5%	Up from 70.7%	74.8%	75.9%
Teachers returning from previous year	81.1%	Up from 79.8%	83.2%	85.4%
Teacher attendance rate	95.9%	Up from 93.7%	95.0%	95.2%
Average teacher salary*	\$44,726	Down 3.8%	\$46,574	\$47,081
Classes not taught by highly qualified teachers	20.7%	Up from 0.0%	8.1%	5.8%
Professional development days/teacher	8.2 days	Down from 12.4 days	11.6 days	10.6 days
<b>School</b>				
Principal's years at school	2.0	Up from 1.0	4.5	3.0
Student-teacher ratio in core subjects	21.6 to 1	Up from 18.6 to 1	20.5 to 1	21.5 to 1
Prime instructional time	90.8%	Up from 88.3%	90.0%	90.1%
Opportunities in the arts	Good	No change	Good	Good
SACS accreditation	Yes	No change	Yes	Yes
Parents attending conferences	97.7%	Up from 97.0%	99.0%	99.0%
Character development program	Excellent	Up from Average	Good	Good
Dollars spent per pupil**	\$7,855	Up 4.1%	\$7,457	\$7,616
Percent of expenditures for instruction**	61.9%	Down from 63.0%	61.5%	62.0%
Percent of expenditures for teacher salaries**	61.5%	Up from 60.0%	60.3%	61.3%
ESEA composite index score	82.1	Up from 78.3	70.9	77.9

\* Length of contract = 185+ days.

\*\*Prior year audited financial data available.

**EVALUATION RESULTS**

	Teachers	Students*	Parents*
Number of surveys returned	46	213	77
Percent satisfied with learning environment	95.7%	77.5%	77.9%
Percent satisfied with social and physical environment	95.6%	80.8%	74.4%
Percent satisfied with school-home relations	80.4%	91.1%	63.7%

\*Only students at the highest middle school grade level at this school and their parents were included.

Comprehensive detail, including definitions of ratings, performance criteria, and explanations of status, is available on [www.ed.sc.gov](http://www.ed.sc.gov) and [www.eoc.sc.gov](http://www.eoc.sc.gov) as well as school and school district websites.

Printed versions are available from school districts upon request.

**REPORT OF PRINCIPAL AND SCHOOL IMPROVEMENT COUNCIL**

The 2013-2014 school year at Bell Street Middle School has been a year of growth and accomplishments. Approximately 700 students are served on two campuses. 100 of our 8th graders are served in the Institute for Student Advancement Program at Clinton High School. The effective planning by administration, teachers, parents, students, and district operations staff helped to set the foundation for a productive school year. This school year Bell Street invited parents to participate in Family Fridays where they had an opportunity to visit classrooms and meet the staff.☒

☒ Our Math and Science teachers are part of a research pilot study sponsored by Boeing called the IQ-MS project. Teachers learn instructional strategies in disciplinary literacy to increase academic performance in science and math. Our Language Arts teachers were part of the South Carolina Literacy Matters projects. Teachers used data to inform instructional decision-making in reading classrooms. Bell Street Middle School continues to learn and grow as part of the South Carolina Teacher Advancement Program. Teachers are working collaboratively to increase classroom instruction and learning on a weekly basis during TAP cluster meetings. ☒

☒ Students at Bell Street Middle School had the opportunity to participate in Chinese. Students learned about Chinese culture, customs, and language.☒

☒ Bell Street Middle has had a rich tradition of honoring and celebrating success. Both our volleyball team and basketball team were awarded Little River Conference Champions. Our Science Olympiad Team won the state championship for the 12th year in a row. Our Special Olympic Teams earned many medals throughout the state in various competitions. The members of the band were outstanding with top recognitions at competitions. In the arts, athletics, and academics many students were recognized for their hard work and accomplishments.☒

☒ We are so proud of our students and staff at Bell Street Middle School and look forward to building upon the goals and accomplishments of the 2013-2014 school year. At Bell Street Middle School, we aim to produce ethical and productive citizens by achieving excellence, embracing innovation, and forging new traditions.☒

☒ Brenda Romines, Principal

**Abbreviations Key**

**N/A**-Not Applicable

**N/AV**-Not Available

**N/C**-Not Collected

**N/R**-Not Reported

**I/S**-Insufficient Sample

**TBD**-To Be Determined