



SC Annual School Report Card Summary

Sanders Middle School

LAURENS 55

Grades: 6-8

Enrollment: 324

Principal: Lacresha R. Byrd

Superintendent: Dr. Billy R. Strickland

Board Chair: Mrs. Susan Calhoun-Ware

PERFORMANCE

Comprehensive detail, including definitions of ratings, performance criteria, and explanations of status, is available on www.ed.sc.gov and www.eoc.sc.gov as well as school and school district websites. Printed versions are available from school districts upon request.

YEAR	ABSOLUTE RATING	GROWTH RATING	PALMETTO GOLD AND SILVER AWARD		ESEA/FEDERAL ACCOUNTABILITY RATING SYSTEM	
			General Performance	Closing the Gap	ESEA Grade	Accountability Indicator
2014	Average	Average	TBD	TBD	D	N/A
2013	Average	Good	SILVER	SILVER	A	N/A
2012	Average	Good	SILVER	N/A	A	N/A

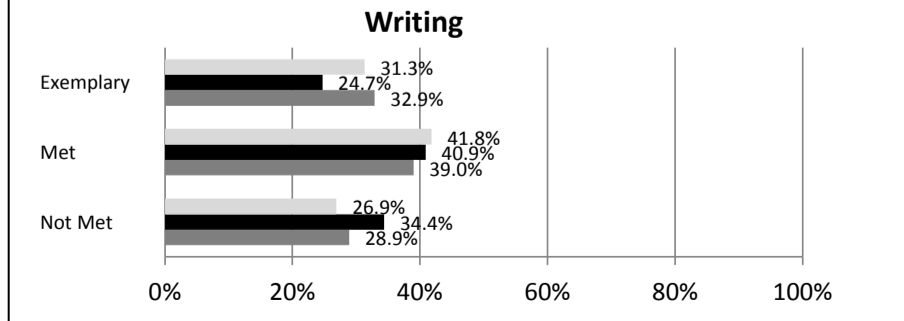
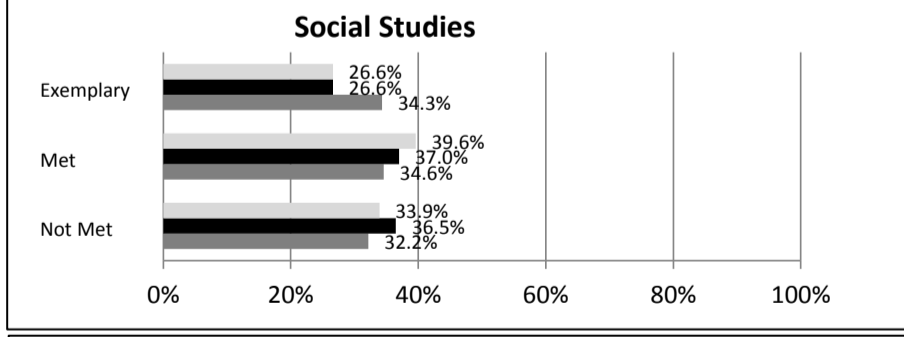
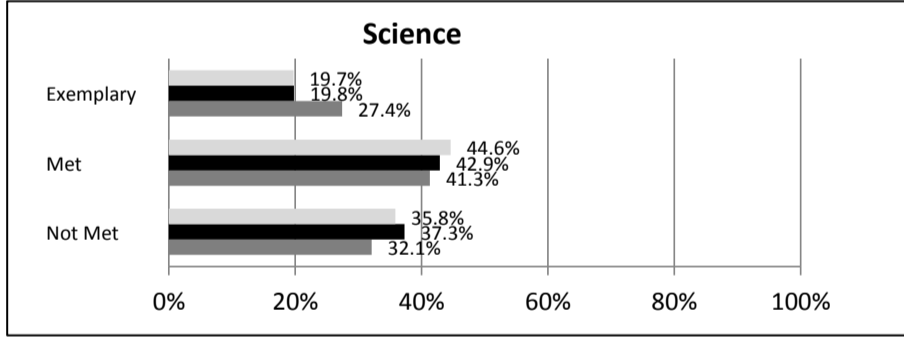
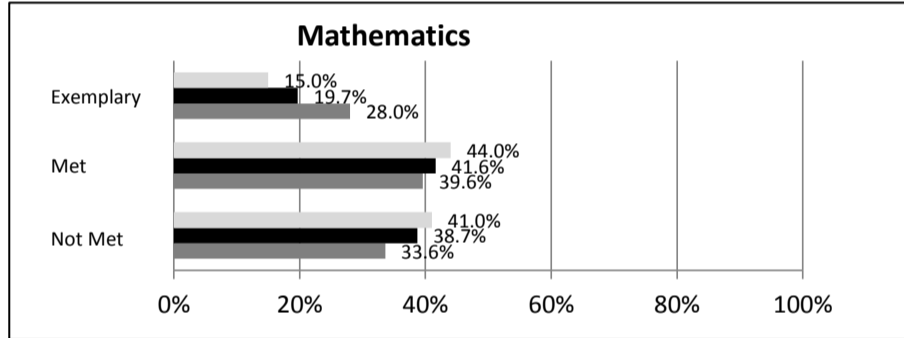
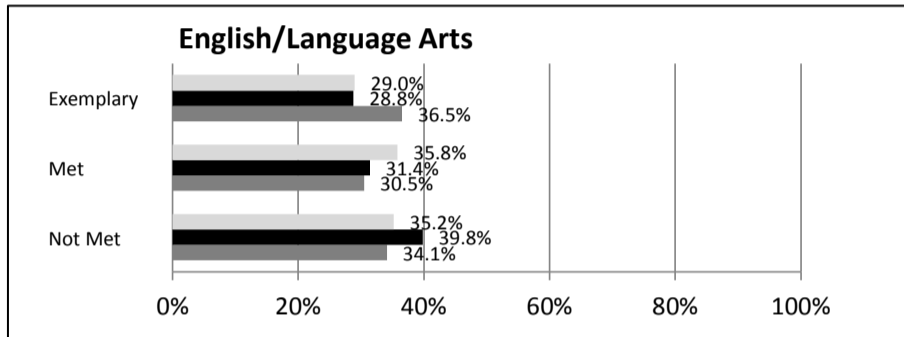
ABSOLUTE RATINGS OF MIDDLE SCHOOLS WITH STUDENTS LIKE OURS*

EXCELLENT	GOOD	AVERAGE	BELOW AVERAGE	AT-RISK
0	2	45	11	0

* Ratings are calculated with data available by 04/27/2015. Schools with Students Like Ours are Middle Schools with Poverty Indices of no more than 5% above or below the index for this school.

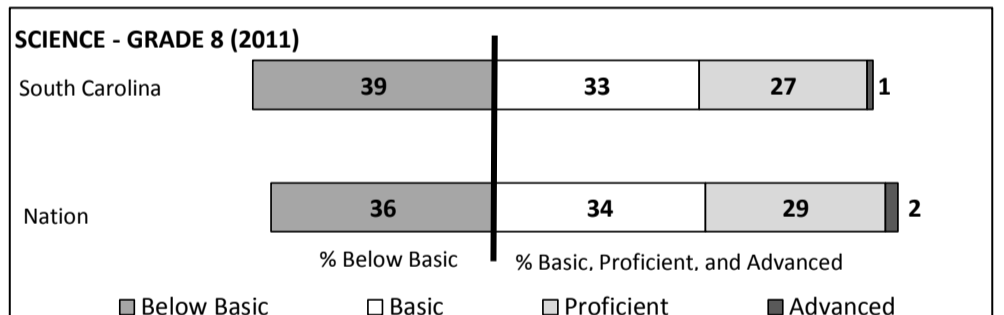
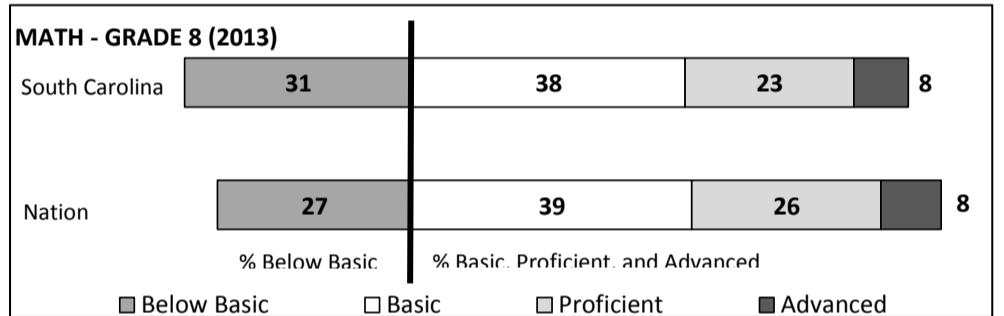

SC PASS PERFORMANCE

Our School Middle Schools with Students Like Ours Middle Schools Statewide



NAEP*

*Performance reported for SC and nation, data not available at school level. Percentages at NAEP Achievement Levels.



END OF COURSE TESTS - 2014

% of Students scoring 70 or above on:	Our Middle School	Middle Schools with Students Like Ours
Algebra 1/Math for the Technologies 2	100.0%	97.2%
English 1	100.0%	95.0%
Biology 1	N/A	N/A
US History and the Constitution	N/A	N/A
All Subjects	100.0%	97.1%

SC PERFORMANCE VISION

By 2020 all students will graduate with the knowledge and skills necessary to compete successfully in the global economy, participate in a democratic society and contribute positively as members of families and communities.

Abbreviations Key

N/A-Not Applicable

N/AV-Not Available

N/C-Not Collected

N/R-Not Reported

I/S-Insufficient Sample

TBD-To Be Determined

**Sanders Middle School
LAURENS 55**

SCHOOL PROFILE

	Our School	Change from Last Year	Middle Schools with Students Like Ours	Median Middle Schools
Students (n = 324)				
Students Enrolled in high school credit courses (grades 7 & 8)	14.3%	Down from 17.8%	22.0%	26.0%
Retention rate	1.0%	Down from 1.9%	0.8%	0.6%
Attendance rate	95.4%	Up from 94.7%	96.0%	96.2%
Served by gifted and talented program	14.3%	Down from 22.9%	14.5%	19.4%
With disabilities	17.2%	Down from 17.5%	14.3%	12.8%
Older than usual for grade	9.6%	Up from 9.2%	5.7%	4.5%
Out-of-school suspensions or expulsions for violent and/or criminal offenses	0.0%	No change	0.5%	0.4%
Annual dropout rate	0.0%	No change	0.0%	0.0%
Teachers (n = 27)				
Teachers with advanced degrees	66.7%	Down from 69.2%	60.5%	61.3%
Continuing contract teachers	70.4%	Down from 73.1%	74.0%	75.9%
Teachers returning from previous year	77.3%	Down from 81.7%	83.2%	85.4%
Teacher attendance rate	97.1%	Up from 96.0%	95.0%	95.2%
Average teacher salary*	\$46,742	Up 2.3%	\$46,976	\$47,081
Classes not taught by highly qualified teachers	18.1%	Up from 2.2%	6.7%	5.8%
Professional development days/teacher	16.9 days	Up from 6.9 days	11.5 days	10.6 days
School				
Principal's years at school	1.0	Down from 7.0	4.0	3.0
Student-teacher ratio in core subjects	17.8 to 1	Up from 15.2 to 1	20.6 to 1	21.5 to 1
Prime instructional time	90.7%	Up from 89.9%	90.0%	90.1%
Opportunities in the arts	Good	No change	Good	Good
SACS accreditation	Yes	No change	Yes	Yes
Parents attending conferences	100.0%	Up from 93.4%	98.9%	99.0%
Character development program	Excellent	No change	Good	Good
Dollars spent per pupil**	\$10,427	Up 35.8%	\$7,521	\$7,616
Percent of expenditures for instruction**	64.7%	Down from 66.0%	61.8%	62.0%
Percent of expenditures for teacher salaries**	64.2%	Down from 66.0%	60.8%	61.3%
ESEA composite index score	67.7	Down from 91.8	70.6	77.9

* Length of contract = 185+ days.

**Prior year audited financial data available.

EVALUATION RESULTS

	Teachers	Students*	Parents*
Number of surveys returned	27	97	47
Percent satisfied with learning environment	92.5%	87.7%	87.2%
Percent satisfied with social and physical environment	96.3%	88.5%	83.0%
Percent satisfied with school-home relations	74.0%	84.2%	68.1%

*Only students at the highest middle school grade level at this school and their parents were included.

Comprehensive detail, including definitions of ratings, performance criteria, and explanations of status, is available on www.ed.sc.gov and www.eoc.sc.gov as well as school and school district websites.

Printed versions are available from school districts upon request.

REPORT OF PRINCIPAL AND SCHOOL IMPROVEMENT COUNCIL

The 2013-2014 school year was another great success at Sanders Middle School. Our 8th grade English/Language Arts students won first place in the State for the Book Awards Banner Contest. The Sanders Yellow Jackets Girls' Basketball and Football Teams are the undefeated Little River Conference Champions. Our student body launched a new TorNERDos! Robotics Team and our parents have re-established our school's PTO membership.

☐

☐

Our focus continues to be on improving the quality of instruction and individualizing learning for every student. We are making strides towards our school-wide goal of providing learners with opportunities to achieve academic and personal excellence. We celebrated receiving an "A" rating on the State Report Card and an absolute rating of Average and a growth rating of Good for two consecutive years. ☐

☐

The Montessori program at Sanders continues to thrive. Our students are engaged in service learning projects and building a sense of community within their classrooms. In science, Sanders students were both district and regional winners. Algebra 1 Honors and English 1 Honors students earned a 100% passing rate on the End of Course tests for high school credit. ☐

☐

Increasing our use of technology also continues to be a focus for us. We purchased an iPad mini cart and more wireless access points throughout the school. Our students and teachers continue undergoing technology training. We continue to promote life-long learning through reading initiatives that include challenging faculty, staff, and students to gain an appreciation for reading. This year again collectively we have logged over 1 million pages of reading. ☐

☐

We are very pleased with our success and are excited about the future of Sanders. ☐

☐

Sanders Middle School is a school of excellence!☐

☐

Kate Orcutt, School Improvement Council Chair ☐

☐

Lacresha R. Byrd, Principal

Abbreviations Key

N/A-Not Applicable

N/AV-Not Available

N/C-Not Collected

N/R-Not Reported

I/S-Insufficient Sample

TBD-To Be Determined