



SC Annual School Report Card Summary

PALMETTO ACADEMY OF LEARNING & SUCCESS HORRY
Grades: K-8 Enrollment: 302
Principal: Ms. Courtney Fancher
Superintendent: Dr. Cynthia Elsberry
Board Chair: Joe DeFeo

PERFORMANCE

Comprehensive detail, including definitions of ratings, performance criteria, and explanations of status, is available on www.ed.sc.gov and www.eoc.sc.gov as well as school and school district websites. Printed versions are available from school districts upon request.

YEAR	ABSOLUTE RATING	GROWTH RATING	PALMETTO GOLD AND SILVER AWARD		ESEA/FEDERAL ACCOUNTABILITY RATING SYSTEM	
			General Performance	Closing the Gap	ESEA Grade	Accountability Indicator
2014	Good	Below Average	TBD	TBD	A	N/A
2013	Excellent	Excellent	GOLD	N/A	A	N/A
2012	Excellent	Excellent	GOLD	SILVER	A	N/A

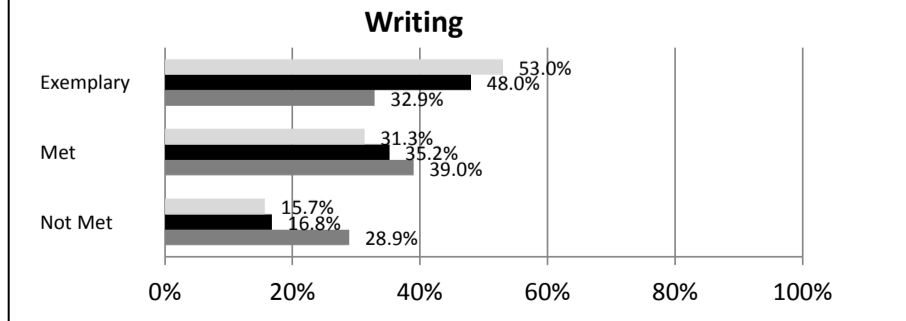
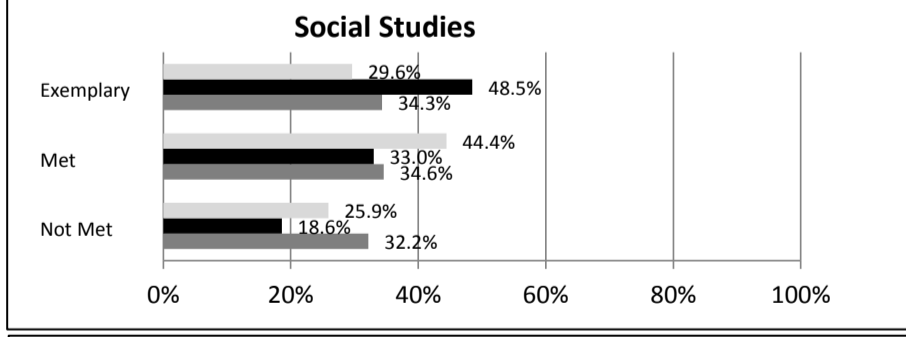
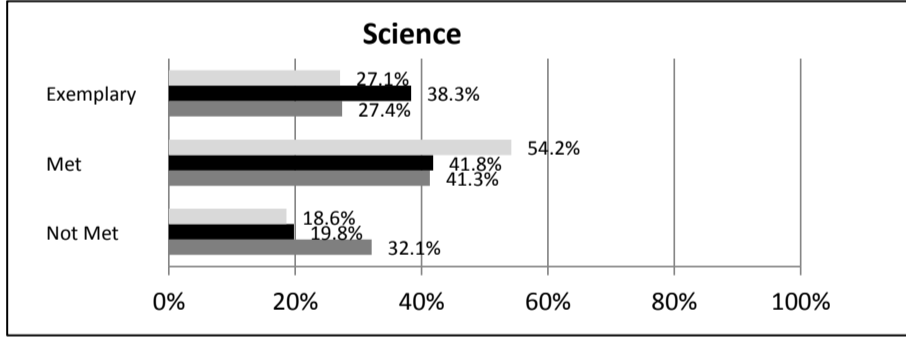
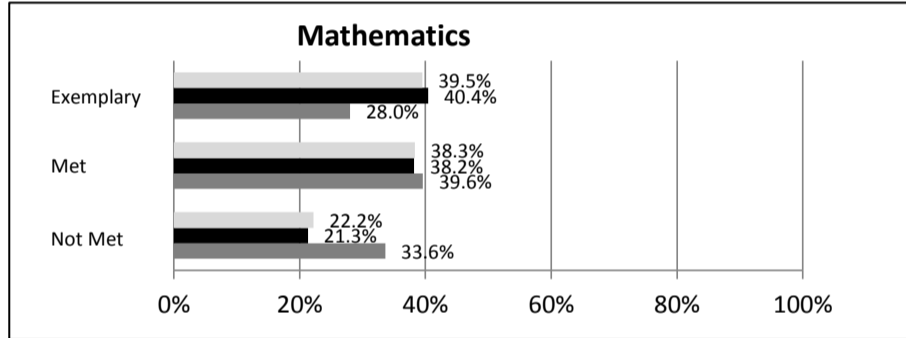
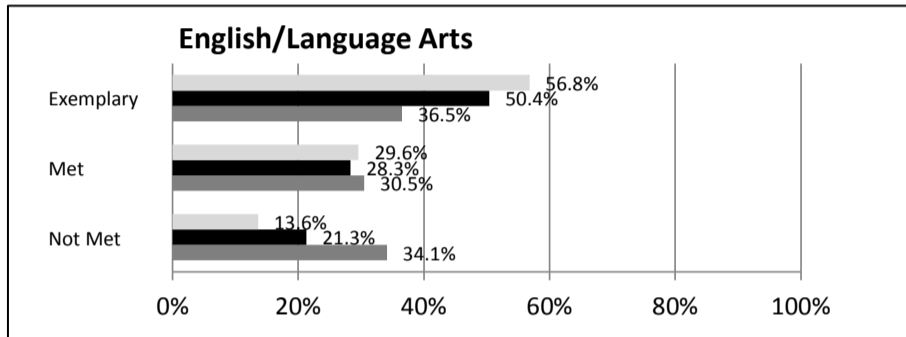
ABSOLUTE RATINGS OF MIDDLE SCHOOLS WITH STUDENTS LIKE OURS*

EXCELLENT	GOOD	AVERAGE	BELOW AVERAGE	AT-RISK
16	4	2	0	0

* Ratings are calculated with data available by 04/27/2015. Schools with Students Like Ours are Middle Schools with Poverty Indices of no more than 5% above or below the index for this school.

SC PASS PERFORMANCE

Our School Middle Schools with Students Like Ours Middle Schools Statewide



NAEP*

*Performance reported for SC and nation, data not available at school level. Percentages at NAEP Achievement Levels.



END OF COURSE TESTS - 2014

% of Students scoring 70 or above on:	Our Middle School	Middle Schools with Students Like Ours
Algebra 1/Math for the Technologies 2	83.3%	98.7%
English 1	100.0%	93.3%
Biology 1	N/A	N/A
US History and the Constitution	N/A	100.0%
All Subjects	90.4%	98.7%

SC PERFORMANCE VISION

By 2020 all students will graduate with the knowledge and skills necessary to compete successfully in the global economy, participate in a democratic society and contribute positively as members of families and communities.

Abbreviations Key

N/A-Not Applicable N/AV-Not Available N/C-Not Collected N/R-Not Reported I/S-Insufficient Sample TBD-To Be Determined

**PALMETTO ACADEMY OF LEARNING & SUCCESS
HORRY**

SCHOOL PROFILE

	Our School	Change from Last Year	Middle Schools with Students Like Ours	Median Middle Schools
Students (n = 302)				
Students Enrolled in high school credit courses (grades 7 & 8)	98.3%	N/A	43.9%	26.0%
Retention rate	0.6%	No change	0.3%	0.6%
Attendance rate	97.0%	Up from 94.5%	96.8%	96.2%
Served by gifted and talented program	20.0%	Down from 26.3%	31.6%	19.4%
With disabilities	6.1%	Down from 7.7%	10.7%	12.8%
Older than usual for grade	0.3%	Down from 1.3%	2.8%	4.5%
Out-of-school suspensions or expulsions for violent and/or criminal offenses	0.0%	N/A	0.2%	0.4%
Annual dropout rate	0.0%	No change	0.0%	0.0%
Teachers (n = 21)				
Teachers with advanced degrees	33.3%	Up from 30.0%	67.8%	61.3%
Continuing contract teachers	47.6%	Down from 60.0%	84.9%	75.9%
Teachers returning from previous year	81.8%	N/A	90.5%	85.4%
Teacher attendance rate	97.5%	Up from 95.5%	95.1%	95.2%
Average teacher salary*	\$36,262	Down 9.1%	\$48,363	\$47,081
Classes not taught by highly qualified teachers	4.2%	Down from 24.1%	3.4%	5.8%
Professional development days/teacher	11.3 days	N/A	8.6 days	10.6 days
School				
Principal's years at school	4.0	N/A	5.5	3.0
Student-teacher ratio in core subjects	13.8 to 1	N/A	24.7 to 1	21.5 to 1
Prime instructional time	94.4%	Up from 89.6%	90.9%	90.1%
Opportunities in the arts	Good	N/A	Good	Good
SACS accreditation	No	N/A	Yes	Yes
Parents attending conferences	99.4%	N/A	99.7%	99.0%
Character development program	Good	N/A	Good	Good
Dollars spent per pupil**	\$8,456	Down 1.3%	\$6,888	\$7,616
Percent of expenditures for instruction**	43.6%	Down from 56.0%	63.8%	62.0%
Percent of expenditures for teacher salaries**	42.8%	Up from 41.0%	63.1%	61.3%
ESEA composite index score	99.4	Down from 100.0	86.0	77.9

* Length of contract = 185+ days.

**Prior year audited financial data available.

EVALUATION RESULTS

	Teachers	Students*	Parents*
Number of surveys returned	21	26	15
Percent satisfied with learning environment	100.0%	92.3%	93.4%
Percent satisfied with social and physical environment	100.0%	88.4%	93.3%
Percent satisfied with school-home relations	100.0%	92.3%	64.3%

*Only students at the highest middle school grade level at this school and their parents were included.

Comprehensive detail, including definitions of ratings, performance criteria, and explanations of status, is available on www.ed.sc.gov and www.eoc.sc.gov as well as school and school district websites.

Printed versions are available from school districts upon request.

REPORT OF PRINCIPAL AND SCHOOL IMPROVEMENT COUNCIL

Palmetto Academy of Learning and Success, a Palmetto Gold recipient, is a public charter school located in the Market Common area of Myrtle Beach. The mission of PALS is to create a small, diverse learning environment that accommodates each student's individual differences, learning styles, and development while promoting high expectations for all students. By providing meaningful and innovative learning experiences, instruction for multiple learning styles, access to technology, and encouraging family and community involvement PALS is committed to guiding students in the development of both their character and academic potential in preparation for their success as lifelong learners. The staff at PALS is committed to the reinforcement of PALS' rigorous curriculum and high expectations for all students with more than 75% of the staff members holding or actively pursuing advanced degrees and almost half of the elementary classroom teachers holding certifications as reading specialists. PALS serves students from kindergarten through eighth grade and maintains class sizes of only 18 students per class. PALS' eighth graders moving on to high school have had the opportunity to earn 4 high school credits – English I honors, algebra I, geometry, and computer science/keyboarding. PALS also offers a full day gifted & talented pullout program with an average student to teacher ratio of 10:1. Students in kindergarten through second grade also receive gifted & talented instruction each week from a gifted and talented teacher. This small, diverse learning environment with highly qualified teachers attracts families seeking academically rigorous curriculum and whole-child development. The 2013-2014 school year was filled with many significant accomplishments for PALS! PALS moved into a brand new facility that was designed specifically to meet the goals of our program. The school also had two groups of teachers who were awarded \$1,000 each for innovative projects and PALS' teachers had over 12 projects (which totaled more than \$5,000 in materials) funded through community support. PALS continues to offer a local chapter of both the National Junior Honors Society and the Junior BETA club. Students had the opportunity to participate in sports (basketball, soccer, cheerleading, softball, baseball, volleyball) and more than 10 afterschool clubs. The PALS' Science Competition Team placed in numerous events at the Science Olympiad competition. Each class participated in a community service project such as: a canned food drive, pet supply drive, cards & letters to nursing homes, letters to veterans, beach sweeps, and recycling programs. We are looking forward to an equally exciting and rewarding 2014-2015 school year!

☐

☐

Courtney Fancher- Executive Director☐

☐

Stephanie Meridith- Board of Director's' President

Abbreviations Key

N/A-Not Applicable

N/AV-Not Available

N/C-Not Collected

N/R-Not Reported

I/S-Insufficient Sample

TBD-To Be Determined