



# SC Annual School Report Card Summary

North Myrtle Beach Middle School  
**HORRY**  
 Grades: 6-8 Enrollment: 1,096  
 Principal: Virginia W. Horton  
 Superintendent: Dr. Cynthia Elsberry  
 Board Chair: Joe DeFeo

## PERFORMANCE

Comprehensive detail, including definitions of ratings, performance criteria, and explanations of status, is available on [www.ed.sc.gov](http://www.ed.sc.gov) and [www.eoc.sc.gov](http://www.eoc.sc.gov) as well as school and school district websites. Printed versions are available from school districts upon request.

YEAR	ABSOLUTE RATING	GROWTH RATING	PALMETTO GOLD AND SILVER AWARD		ESEA/FEDERAL ACCOUNTABILITY RATING SYSTEM	
			General Performance	Closing the Gap	ESEA Grade	Accountability Indicator
2014	Excellent	Good	TBD	TBD	B	N/A
2013	Excellent	Good	GOLD	N/A	A	N/A
2012	Excellent	Good	GOLD	N/A	A	N/A

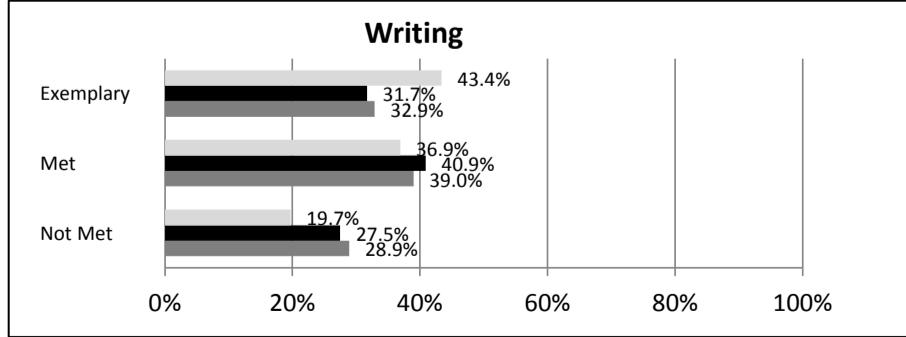
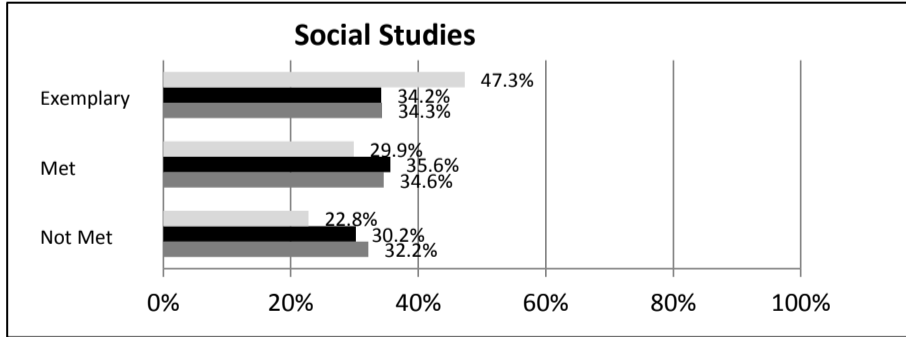
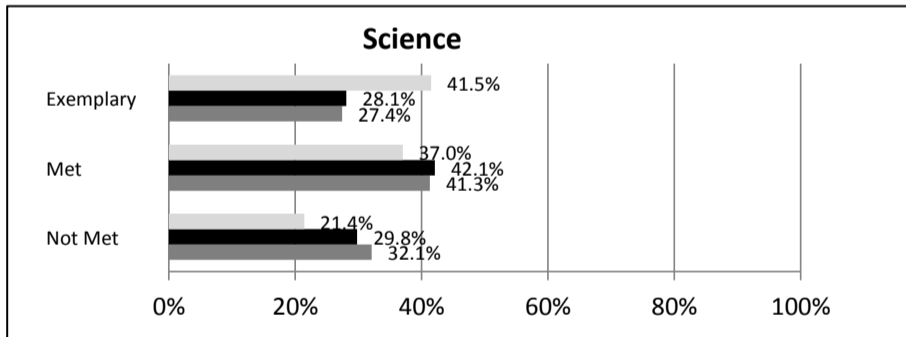
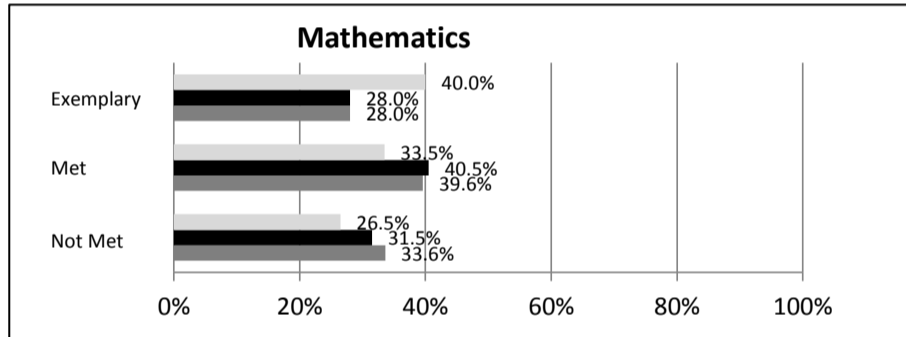
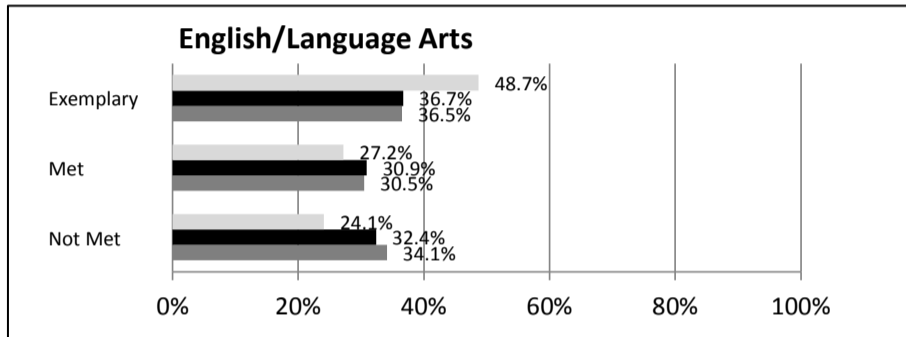
## ABSOLUTE RATINGS OF MIDDLE SCHOOLS WITH STUDENTS LIKE OURS\*

EXCELLENT	GOOD	AVERAGE	BELOW AVERAGE	AT-RISK
6	15	42	3	0

\* Ratings are calculated with data available by 04/27/2015. Schools with Students Like Ours are Middle Schools with Poverty Indices of no more than 5% above or below the index for this school.

## SC PASS PERFORMANCE

Our School Middle Schools with Students Like Ours Middle Schools Statewide



## NAEP\*

\*Performance reported for SC and nation, data not available at school level. Percentages at NAEP Achievement Levels.



## END OF COURSE TESTS - 2014

% of Students scoring 70 or above on:	Our Middle School	Middle Schools with Students Like Ours
Algebra 1/Math for the Technologies 2	99.3%	98.3%
English 1	100.0%	95.5%
Biology 1	N/A	N/A
US History and the Constitution	N/A	N/A
All Subjects	99.5%	97.8%

## SC PERFORMANCE VISION

By 2020 all students will graduate with the knowledge and skills necessary to compete successfully in the global economy, participate in a democratic society and contribute positively as members of families and communities.

## Abbreviations Key

N/A-Not Applicable N/AV-Not Available N/C-Not Collected N/R-Not Reported I/S-Insufficient Sample TBD-To Be Determined

# North Myrtle Beach Middle School HORRY

## SCHOOL PROFILE

	Our School	Change from Last Year	Middle Schools with Students Like Ours	Median Middle Schools
<b>Students (n = 1,096)</b>				
Students Enrolled in high school credit courses (grades 7 & 8)	81.9%	Down from 86.2%	26.4%	26.0%
Retention rate	1.3%	Up from 0.3%	0.9%	0.6%
Attendance rate	96.9%	Down from 97.0%	95.9%	96.2%
Served by gifted and talented program	30.6%	Up from 29.1%	20.2%	19.4%
With disabilities	13.5%	Down from 14.1%	13.6%	12.8%
Older than usual for grade	3.6%	Up from 3.0%	4.9%	4.5%
Out-of-school suspensions or expulsions for violent and/or criminal offenses	0.3%	Down from 0.6%	0.6%	0.4%
Annual dropout rate	0.0%	No change	0.0%	0.0%
<b>Teachers (n = 67)</b>				
Teachers with advanced degrees	58.2%	Down from 58.8%	61.6%	61.3%
Continuing contract teachers	83.6%	Up from 80.9%	78.5%	75.9%
Teachers returning from previous year	93.3%	Up from 92.1%	85.7%	85.4%
Teacher attendance rate	94.8%	Down from 95.1%	94.9%	95.2%
Average teacher salary*	\$54,800	Up 2.3%	\$47,428	\$47,081
Classes not taught by highly qualified teachers	0.0%	Down from 2.1%	5.4%	5.8%
Professional development days/teacher	12.3 days	Down from 14.7 days	11.3 days	10.6 days
<b>School</b>				
Principal's years at school	10.0	Up from 9.0	5.0	3.0
Student-teacher ratio in core subjects	22.5 to 1	Up from 22.2 to 1	22.5 to 1	21.5 to 1
Prime instructional time	90.0%	Down from 91.1%	89.7%	90.1%
Opportunities in the arts	Excellent	No change	Good	Good
SACS accreditation	Yes	No change	Yes	Yes
Parents attending conferences	95.4%	Down from 95.5%	98.9%	99.0%
Character development program	Good	No change	Good	Good
Dollars spent per pupil**	\$8,233	Up 2.7%	\$7,288	\$7,616
Percent of expenditures for instruction**	65.0%	No change	62.1%	62.0%
Percent of expenditures for teacher salaries**	64.1%	Up from 61.0%	61.5%	61.3%
ESEA composite index score	87.3	Down from 90.4	77.7	77.9

\* Length of contract = 185+ days.

\*\*Prior year audited financial data available.

## EVALUATION RESULTS

	Teachers	Students*	Parents*
Number of surveys returned	67	327	120
Percent satisfied with learning environment	100.0%	80.4%	90.0%
Percent satisfied with social and physical environment	100.0%	81.5%	85.1%
Percent satisfied with school-home relations	100.0%	88.1%	64.2%

\*Only students at the highest middle school grade level at this school and their parents were included.

Comprehensive detail, including definitions of ratings, performance criteria, and explanations of status, is available on [www.ed.sc.gov](http://www.ed.sc.gov) and [www.eoc.sc.gov](http://www.eoc.sc.gov) as well as school and school district websites.

Printed versions are available from school districts upon request.

## REPORT OF PRINCIPAL AND SCHOOL IMPROVEMENT COUNCIL

North Myrtle Beach Middle School's students and staff are proud of the accomplishments they have made during the 2013– 2014 school year.

☐

Forty-six students have been designated as South Carolina Junior Scholars based on their performance on the PSAT. Sixty-one students have been designated as Explore Scholars based on Explore testing, and two seventh grade students have qualified as Duke Tip Scholars based on their performance on the SAT. The school inducted 165 students into Junior Beta Club based on their academic achievement.☐

☐

The school had 39 students in the Fine Arts area who qualified for All-County events. Five students were selected for All-County Band, 11 students were selected for All-County Orchestra, and 23 students were selected for All-County Chorus.☐

☐

The school continues to offer a strong academic program. Qualifying students are offered the opportunity to earn high school credit in Algebra I, Geometry, English I, Keyboarding, and Computer Applications. Our End-of-Course (EOC) testing results for 2013 show that our students had a 100% passing rate in English I and a 99% passing rate in Algebra I.☐

☐

NMB Middle continues a school-wide focus on literacy across the curriculum. The "Language!" program serves students in English Language Arts classes who need an intensive language arts program, and the "Read 180" program serves students who need some additional support in the area of language arts. The school began two new initiatives this year: Personalized Digital Learning and Blended Learning. The Personalized Digital Learning (PDL) initiative has provided each student with an iPad and the Blended Learning initiative has provided training for teachers on designing classrooms that facilitate students working in small groups or independently with the goal of tailoring instruction to meet their needs and engage students in their learning.☐

☐

We continue to have a strong transition program for our eighth grade students as they prepare for high school. Cluster area meetings were held in the fall to inform parents of the program choices available for rising 9th grade students. This early information assisted our guidance counselors, parents, and students in the development of students' individualized graduation plans (IGPs) based on their ninth grade program choices.☐

☐

North Myrtle Beach Middle has received an "All Clear" accreditation status from the South Carolina State Department of Education for the 2013-2014 school year and continues to be accredited through the Southern Association of Schools and Colleges.☐

☐

North Myrtle Beach Middle School is proud of the accomplishments of its students and staff and continues its "Quest for the Best" for all of its students.

☐

Virginia Horton, Principal☐

☐

Leslie Elliott, School Improvement Council Chair

### Abbreviations Key

N/A-Not Applicable

N/AV-Not Available

N/C-Not Collected

N/R-Not Reported

I/S-Insufficient Sample

TBD-To Be Determined