



# SC Annual School Report Card Summary

Conway Middle School

HORRY

Grades: 6-8

Enrollment: 617

Principal: Margaret B. Sordian

Superintendent: Dr. Cynthia Elsberry

Board Chair: Joe DeFeo

## PERFORMANCE

Comprehensive detail, including definitions of ratings, performance criteria, and explanations of status, is available on [www.ed.sc.gov](http://www.ed.sc.gov) and [www.eoc.sc.gov](http://www.eoc.sc.gov) as well as school and school district websites. Printed versions are available from school districts upon request.

YEAR	ABSOLUTE RATING	GROWTH RATING	PALMETTO GOLD AND SILVER AWARD		ESEA/FEDERAL ACCOUNTABILITY RATING SYSTEM	
			General Performance	Closing the Gap	ESEA Grade	Accountability Indicator
2014	Average	Average	TBD	TBD	D	N/A
2013	Average	Below Average	N/A	N/A	C	N/A
2012	Average	Average	N/A	N/A	B	N/A

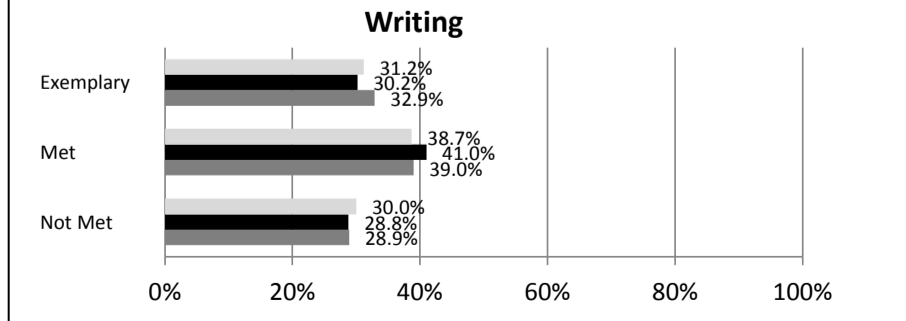
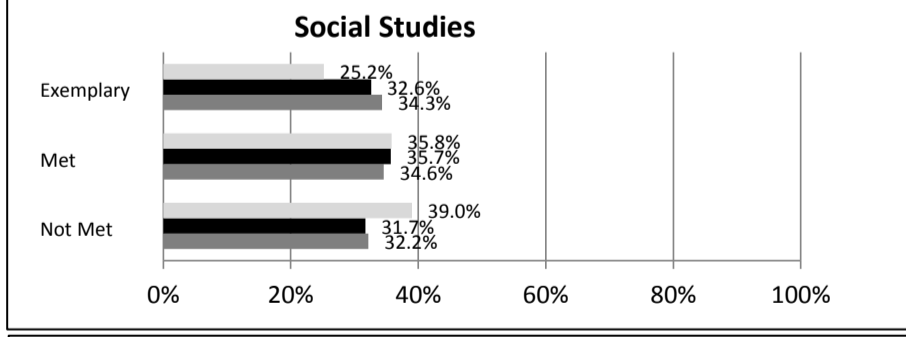
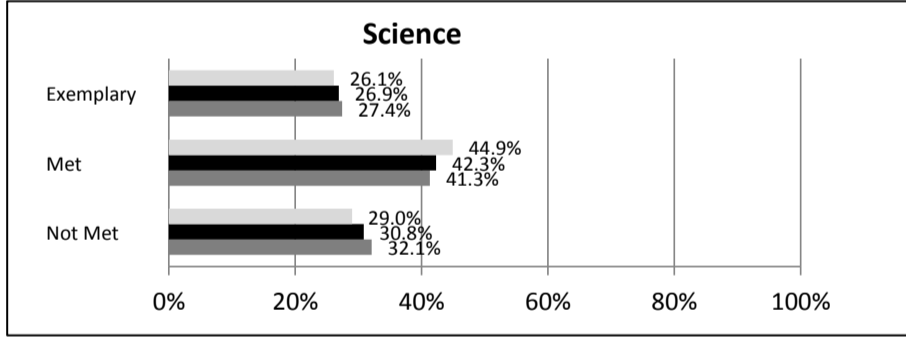
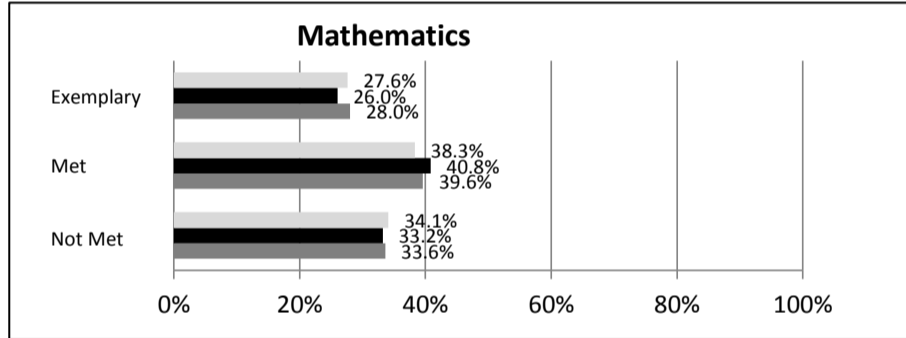
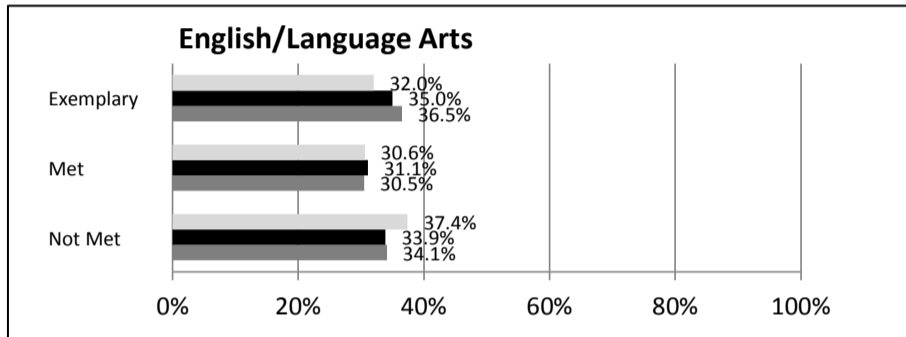
## ABSOLUTE RATINGS OF MIDDLE SCHOOLS WITH STUDENTS LIKE OURS\*

EXCELLENT	GOOD	AVERAGE	BELOW AVERAGE	AT-RISK
4	12	43	5	0

\* Ratings are calculated with data available by 04/27/2015. Schools with Students Like Ours are Middle Schools with Poverty Indices of no more than 5% above or below the index for this school.


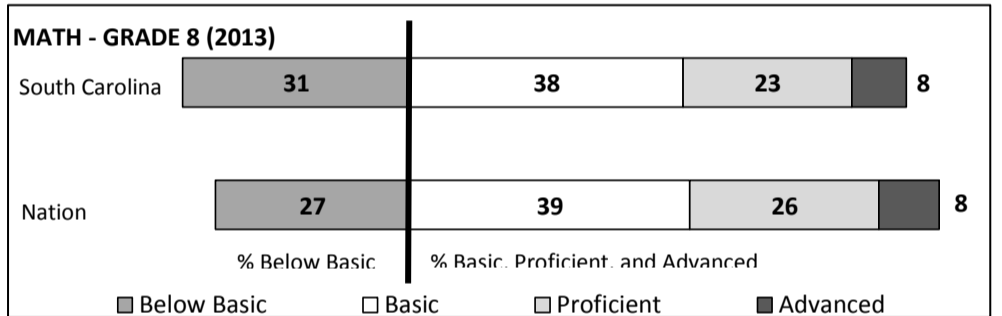
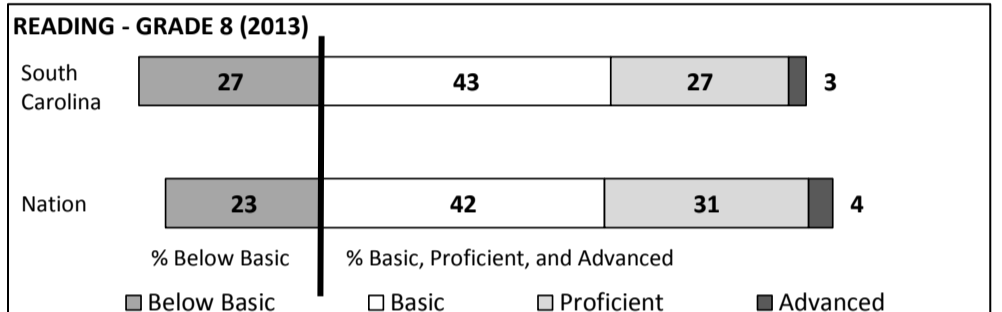
## SC PASS PERFORMANCE

Our School Middle Schools with Students Like Ours Middle Schools Statewide



## NAEP\*

\*Performance reported for SC and nation, data not available at school level. Percentages at NAEP Achievement Levels.



## END OF COURSE TESTS - 2014

% of Students scoring 70 or above on:	Our Middle School	Middle Schools with Students Like Ours
Algebra 1/Math for the Technologies 2	100.0%	98.1%
English 1	97.4%	96.0%
Biology 1	N/A	N/A
US History and the Constitution	N/A	N/A
All Subjects	99.2%	97.6%

## SC PERFORMANCE VISION

By 2020 all students will graduate with the knowledge and skills necessary to compete successfully in the global economy, participate in a democratic society and contribute positively as members of families and communities.

## Abbreviations Key

N/A-Not Applicable    N/AV-Not Available    N/C-Not Collected    N/R-Not Reported    I/S-Insufficient Sample    TBD-To Be Determined

**Conway Middle School  
HORRY**

**SCHOOL PROFILE**

	Our School	Change from Last Year	Middle Schools with Students Like Ours	Median Middle Schools
<b>Students (n = 617)</b>				
Students Enrolled in high school credit courses (grades 7 & 8)	29.1%	Down from 42.8%	25.5%	26.0%
Retention rate	0.0%	Down from 0.6%	0.9%	0.6%
Attendance rate	97.1%	Up from 96.0%	96.0%	96.2%
Served by gifted and talented program	29.7%	Up from 28.0%	20.2%	19.4%
With disabilities	15.0%	Down from 17.9%	13.4%	12.8%
Older than usual for grade	3.3%	Up from 2.7%	6.0%	4.5%
Out-of-school suspensions or expulsions for violent and/or criminal offenses	1.3%	Down from 2.2%	0.6%	0.4%
Annual dropout rate	0.0%	No change	0.0%	0.0%
<b>Teachers (n = 42)</b>				
Teachers with advanced degrees	52.4%	Up from 50.0%	60.9%	61.3%
Continuing contract teachers	69.0%	Down from 72.7%	77.0%	75.9%
Teachers returning from previous year	86.2%	Down from 88.8%	85.3%	85.4%
Teacher attendance rate	93.6%	No change	94.9%	95.2%
Average teacher salary*	\$48,934	Up 1.3%	\$46,883	\$47,081
Classes not taught by highly qualified teachers	3.4%	Up from 0.0%	6.8%	5.8%
Professional development days/teacher	22.1 days	No change	12.0 days	10.6 days
<b>School</b>				
Principal's years at school	4.0	Up from 3.0	5.0	3.0
Student-teacher ratio in core subjects	21.1 to 1	Down from 21.7 to 1	22.1 to 1	21.5 to 1
Prime instructional time	88.6%	Up from 87.5%	89.7%	90.1%
Opportunities in the arts	Good	Down from Excellent	Good	Good
SACS accreditation	Yes	No change	Yes	Yes
Parents attending conferences	100.0%	Up from 99.8%	98.6%	99.0%
Character development program	Excellent	No change	Good	Good
Dollars spent per pupil**	\$9,407	Up 1.6%	\$7,442	\$7,616
Percent of expenditures for instruction**	56.3%	Down from 60.0%	61.7%	62.0%
Percent of expenditures for teacher salaries**	55.8%	Down from 56.0%	60.5%	61.3%
ESEA composite index score	69.6	Down from 76.4	76.0	77.9

\* Length of contract = 185+ days.

\*\*Prior year audited financial data available.

**EVALUATION RESULTS**

	Teachers	Students*	Parents*
Number of surveys returned	36	188	70
Percent satisfied with learning environment	88.9%	67.5%	72.9%
Percent satisfied with social and physical environment	91.9%	70.6%	73.9%
Percent satisfied with school-home relations	89.1%	80.2%	52.9%

\*Only students at the highest middle school grade level at this school and their parents were included.

Comprehensive detail, including definitions of ratings, performance criteria, and explanations of status, is available on [www.ed.sc.gov](http://www.ed.sc.gov) and [www.eoc.sc.gov](http://www.eoc.sc.gov) as well as school and school district websites.

Printed versions are available from school districts upon request.

**REPORT OF PRINCIPAL AND SCHOOL IMPROVEMENT COUNCIL**

Conway Middle School is nestled in the center of historic Conway, South Carolina. We are proud to service students in the Conway community, home of the Tigers. Our school offers a full continuum of services to meet our student population needs. We provide a positive, nurturing, and safe environment with academics as our first priority.

We monitor individual progress to ensure that students' academic, social, and emotional needs are met. Students are encouraged to excel academically and participate in extra-curricular activities. Additional time has been built into our master schedule for independent reading, academic enrichment and remediation.

We are proud to announce our accomplishments for this school year. Many of our students have achieved recognition for academic achievements, athletics, and performing arts. This year's accomplishments include: fourteen SC Junior Scholars, twenty-six Explore Scholars, two students selected for National History Day Competition in Maryland, eighty-two National Jr. Beta Club members, 123 students enrolled in high school credit classes, students All County Chorus, five students All County Band, and fifteen students were selected for participation in the Summer Arts Academy. Our Boys' Basketball Team celebrated a 9-0 season.

Conway Middle School continues to be a school where students learn, grow, mature, and succeed! Our students, faculty, staff, PTO, School Improvement Council members and community members are committed to promoting academic achievement.

Kelly Barnes, SIC Chairperson

Margaret Sordian, Principal

**Abbreviations Key**

N/A-Not Applicable

N/AV-Not Available

N/C-Not Collected

N/R-Not Reported

I/S-Insufficient Sample

TBD-To Be Determined