



SC Annual School Report Card Summary

Whittemore Park Middle School
HORRY
Grades: 6-8 Enrollment: 653
Principal: Judy Beard
Superintendent: Dr. Cynthia Elsberry
Board Chair: Joe DeFeo

PERFORMANCE

Comprehensive detail, including definitions of ratings, performance criteria, and explanations of status, is available on www.ed.sc.gov and www.eoc.sc.gov as well as school and school district websites. Printed versions are available from school districts upon request.

YEAR	ABSOLUTE RATING	GROWTH RATING	PALMETTO GOLD AND SILVER AWARD		ESEA/FEDERAL ACCOUNTABILITY RATING SYSTEM	
			General Performance	Closing the Gap	ESEA Grade	Accountability Indicator
2014	Average	Average	TBD	TBD	D	Focus
2013	Average	Average	N/A	SILVER	B	Focus
2012	Average	Average	N/A	SILVER	D	Focus

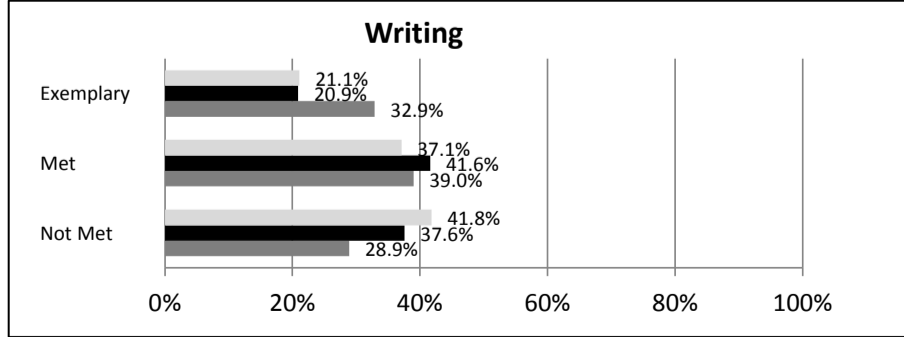
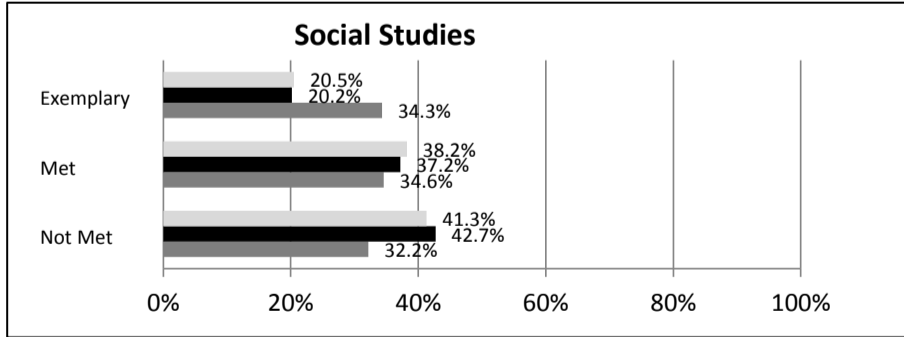
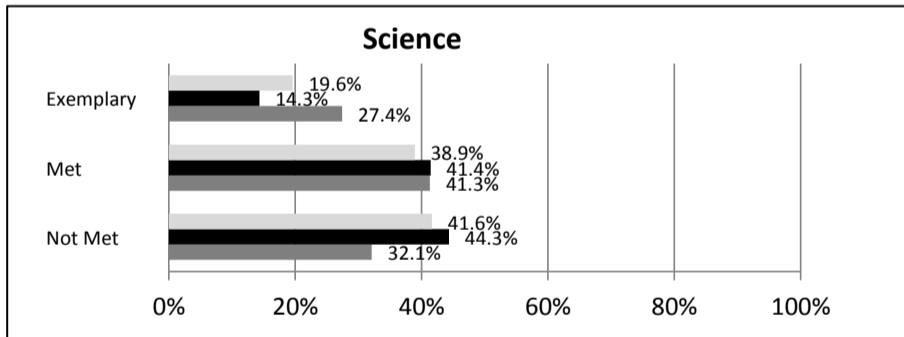
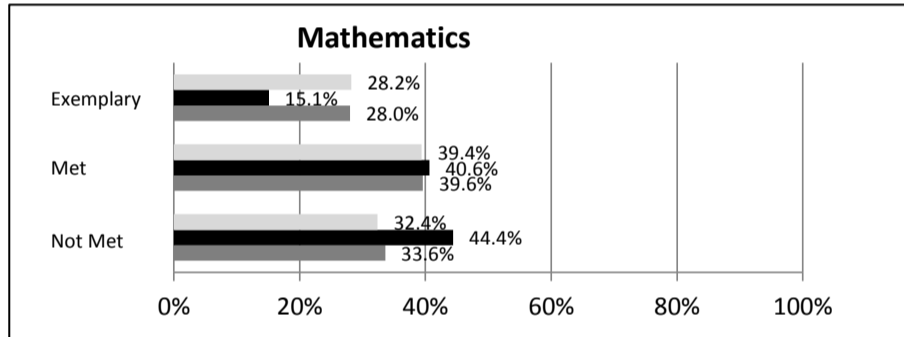
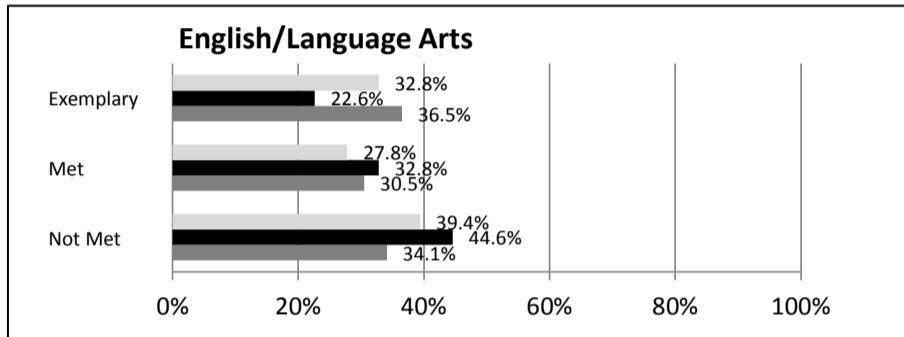
ABSOLUTE RATINGS OF MIDDLE SCHOOLS WITH STUDENTS LIKE OURS*

EXCELLENT	GOOD	AVERAGE	BELOW AVERAGE	AT-RISK
0	0	34	23	5

* Ratings are calculated with data available by 04/27/2015. Schools with Students Like Ours are Middle Schools with Poverty Indices of no more than 5% above or below the index for this school.


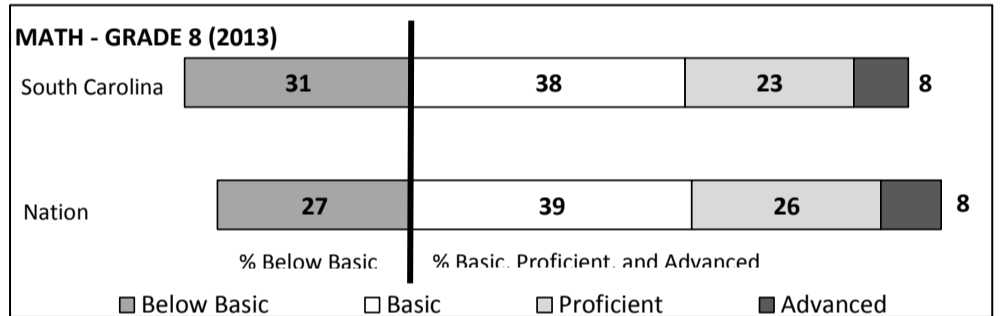

SC PASS PERFORMANCE

Our School Middle Schools with Students Like Ours Middle Schools Statewide



NAEP*

*Performance reported for SC and nation, data not available at school level. Percentages at NAEP Achievement Levels.



END OF COURSE TESTS - 2014

% of Students scoring 70 or above on:	Our Middle School	Middle Schools with Students Like Ours
Algebra 1/Math for the Technologies 2	97.6%	95.4%
English 1	100.0%	92.3%
Biology 1	N/A	N/A
US History and the Constitution	N/A	N/A
All Subjects	98.1%	94.7%

SC PERFORMANCE VISION

By 2020 all students will graduate with the knowledge and skills necessary to compete successfully in the global economy, participate in a democratic society and contribute positively as members of families and communities.

Abbreviations Key

N/A-Not Applicable N/AV-Not Available N/C-Not Collected N/R-Not Reported I/S-Insufficient Sample TBD-To Be Determined

**Whittemore Park Middle School
HORRY**

SCHOOL PROFILE

	Our School	Change from Last Year	Middle Schools with Students Like Ours	Median Middle Schools
Students (n = 653)				
Students Enrolled in high school credit courses (grades 7 & 8)	23.3%	Down from 57.7%	17.9%	26.0%
Retention rate	0.5%	Up from 0.0%	1.0%	0.6%
Attendance rate	96.8%	Up from 95.0%	95.7%	96.2%
Served by gifted and talented program	15.9%	Up from 15.2%	11.8%	19.4%
With disabilities	24.7%	Down from 25.5%	14.9%	12.8%
Older than usual for grade	3.8%	Down from 4.3%	6.3%	4.5%
Out-of-school suspensions or expulsions for violent and/or criminal offenses	2.0%	Up from 0.8%	0.9%	0.4%
Annual dropout rate	0.0%	No change	0.0%	0.0%
Teachers (n = 43)				
Teachers with advanced degrees	69.8%	Up from 66.7%	58.3%	61.3%
Continuing contract teachers	81.4%	Down from 82.2%	68.8%	75.9%
Teachers returning from previous year	89.5%	Up from 86.3%	80.6%	85.4%
Teacher attendance rate	94.1%	Down from 96.3%	95.1%	95.2%
Average teacher salary*	\$53,320	Up 4.1%	\$46,248	\$47,081
Classes not taught by highly qualified teachers	5.8%	Up from 1.7%	9.3%	5.8%
Professional development days/teacher	19.9 days	Up from 16.9 days	11.4 days	10.6 days
School				
Principal's years at school	2.0	Up from 1.5	3.0	3.0
Student-teacher ratio in core subjects	16.9 to 1	Down from 22.0 to 1	19.8 to 1	21.5 to 1
Prime instructional time	88.5%	Down from 88.9%	89.6%	90.1%
Opportunities in the arts	Good	No change	Good	Good
SACS accreditation	Yes	No change	Yes	Yes
Parents attending conferences	98.3%	Down from 99.6%	97.9%	99.0%
Character development program	Excellent	No change	Good	Good
Dollars spent per pupil**	\$11,394	Up 2.4%	\$8,542	\$7,616
Percent of expenditures for instruction**	55.8%	Down from 64.0%	58.8%	62.0%
Percent of expenditures for teacher salaries**	55.1%	Up from 55.0%	58.0%	61.3%
ESEA composite index score	67.8	Down from 88.6	62.9	77.9

* Length of contract = 185+ days.

**Prior year audited financial data available.

EVALUATION RESULTS

	Teachers	Students*	Parents*
Number of surveys returned	38	188	80
Percent satisfied with learning environment	94.7%	78.7%	87.6%
Percent satisfied with social and physical environment	92.1%	77.7%	85.0%
Percent satisfied with school-home relations	89.5%	85.5%	70.0%

*Only students at the highest middle school grade level at this school and their parents were included.

Comprehensive detail, including definitions of ratings, performance criteria, and explanations of status, is available on www.ed.sc.gov and www.eoc.sc.gov as well as school and school district websites.

Printed versions are available from school districts upon request.

REPORT OF PRINCIPAL AND SCHOOL IMPROVEMENT COUNCIL

The students and staff at Whittemore Park have much to celebrate! Our efforts have focused on improving achievement for all students with an emphasis on innovation utilizing 21st century tools. Our school received the SC Palmetto Silver Award for closing the achievement gap. [?]

Students at Whittemore Park were recognized for many accomplishments during the past year. Six students were recognized as South Carolina Junior Scholars and twenty students were recognized as Explore Scholars. Sixteen students participated in the Jackson Scholar Mentor Program on the campus of Coastal Carolina University and nineteen students participated in Educational Talent Search on the campus of Horry Georgetown Technical College. Over sixty students were inducted into the National Junior Beta Club. Our band, chorus and orchestra programs continued to grow and excel. Thirteen students were named All-County Chorus, ten students were named all County Band and our orchestra program received a rating of Superior in competition. Students received iPads and laptops to allow access to personal learning pathways. The student and staff leadership team worked with the Quaglia Institute for Student Aspirations to explore ways to engage the community. Our students and staff participated in a record number of service learning projects that assisted organizations representing our community, our state, our nation, and our world. [?]

Our staff members continued to grow professionally by participating in continuous professional development and graduate coursework. Danielle Watson was selected as Teacher of the Year. Two teachers presented at a statewide meeting for TransformSC. As a result of Whittemore Park being named one of six pilot sites in SC for innovation, we hosted visitors from across the state and nation. [?]

Thanks to the generous support of our community, PTO and parents, we were able to provide recognition items for our students. Our staff, PTO, School Improvement Council and administration will remain dedicated to our goal of innovation and excellence. [?]

Judy Beard, Principal [?]

Terri Poston, School Improvement Council Chairman

Abbreviations Key

N/A-Not Applicable

N/AV-Not Available

N/C-Not Collected

N/R-Not Reported

I/S-Insufficient Sample

TBD-To Be Determined