



# SC Annual School Report Card Summary

**J. Paul Truluck Middle School**  
**FLORENCE 3**  
**Grades: 6-8** Enrollment: **362**  
**Principal: Ned Blake**  
**Superintendent: Dr. V. Keith Callicutt**  
**Board Chair: Dr. Julia Mims**

## PERFORMANCE

Comprehensive detail, including definitions of ratings, performance criteria, and explanations of status, is available on [www.ed.sc.gov](http://www.ed.sc.gov) and [www.eoc.sc.gov](http://www.eoc.sc.gov) as well as school and school district websites. Printed versions are available from school districts upon request.

YEAR	ABSOLUTE RATING	GROWTH RATING	PALMETTO GOLD AND SILVER AWARD		ESEA/FEDERAL ACCOUNTABILITY RATING SYSTEM	
			General Performance	Closing the Gap	ESEA Grade	Accountability Indicator
2014	Average	Average	TBD	TBD	D	N/A
2013	Average	Excellent	GOLD	SILVER	F	N/A
2012	Average	Average	N/A	N/A	C	N/A

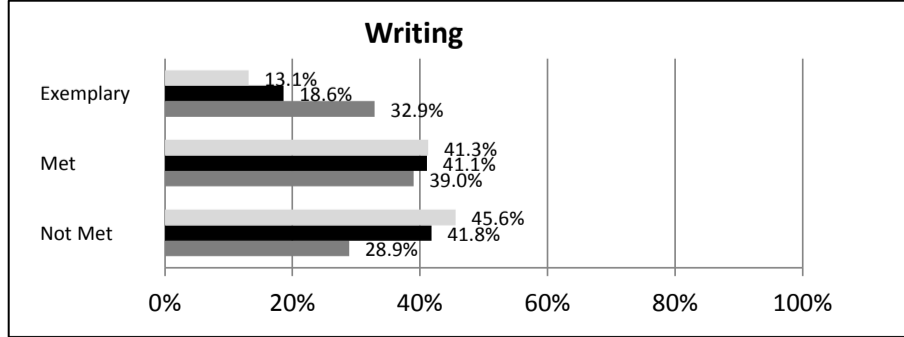
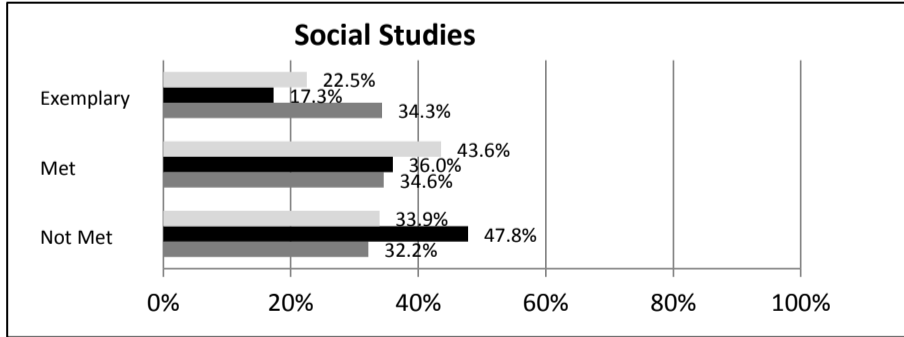
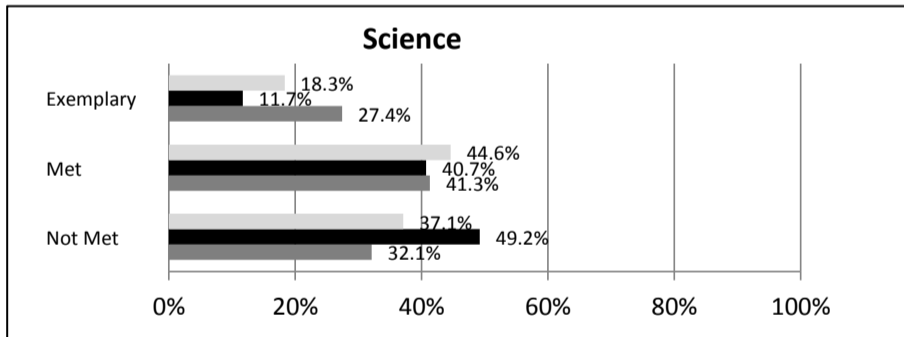
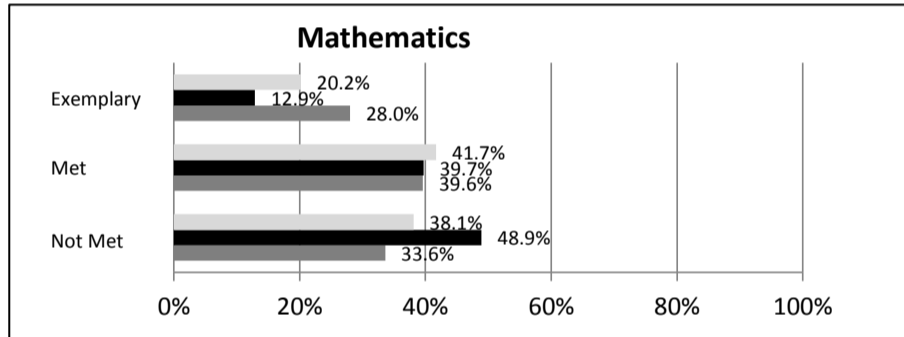
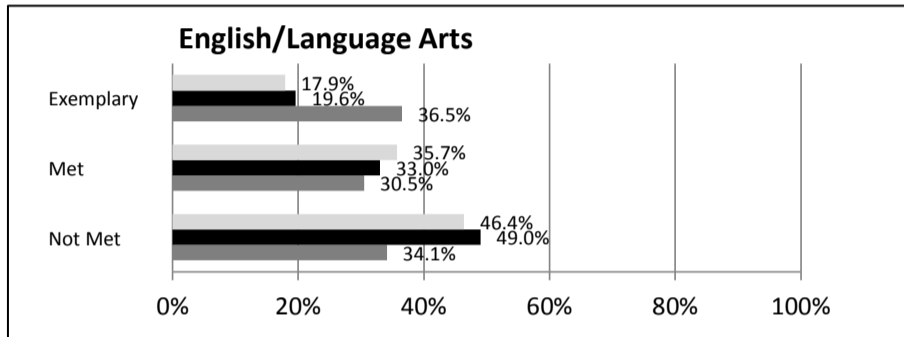
## ABSOLUTE RATINGS OF MIDDLE SCHOOLS WITH STUDENTS LIKE OURS\*

EXCELLENT	GOOD	AVERAGE	BELOW AVERAGE	AT-RISK
0	0	27	35	14

\* Ratings are calculated with data available by 04/27/2015. Schools with Students Like Ours are Middle Schools with Poverty Indices of no more than 5% above or below the index for this school.


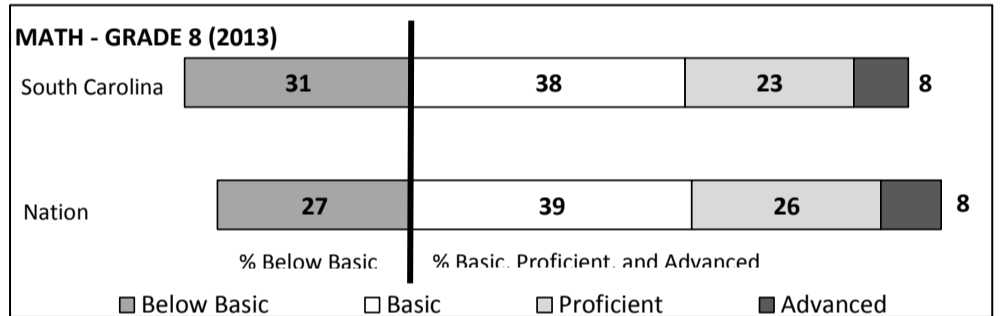

## SC PASS PERFORMANCE

Our School Middle Schools with Students Like Ours Middle Schools Statewide



## NAEP\*

\*Performance reported for SC and nation, data not available at school level. Percentages at NAEP Achievement Levels.



## END OF COURSE TESTS - 2014

% of Students scoring 70 or above on:	Our Middle School	Middle Schools with Students Like Ours
Algebra 1/Math for the Technologies 2	100.0%	94.4%
English 1	100.0%	87.6%
Biology 1	N/A	N/A
US History and the Constitution	N/A	N/A
All Subjects	100.0%	92.9%

## SC PERFORMANCE VISION

By 2020 all students will graduate with the knowledge and skills necessary to compete successfully in the global economy, participate in a democratic society and contribute positively as members of families and communities.

## Abbreviations Key

N/A-Not Applicable    N/AV-Not Available    N/C-Not Collected    N/R-Not Reported    I/S-Insufficient Sample    TBD-To Be Determined

**J. Paul Truluck Middle School  
FLORENCE 3**

**SCHOOL PROFILE**

	Our School	Change from Last Year	Middle Schools with Students Like Ours	Median Middle Schools
<b>Students (n = 362)</b>				
Students Enrolled in high school credit courses (grades 7 & 8)	7.3%	Down from 28.9%	15.1%	26.0%
Retention rate	0.5%	Up from 0.0%	0.7%	0.6%
Attendance rate	95.4%	Down from 95.8%	95.6%	96.2%
Served by gifted and talented program	9.7%	Up from 9.6%	7.9%	19.4%
With disabilities	24.0%	Up from 21.2%	16.0%	12.8%
Older than usual for grade	6.2%	Down from 7.1%	6.5%	4.5%
Out-of-school suspensions or expulsions for violent and/or criminal offenses	0.0%	No change	1.0%	0.4%
Annual dropout rate	0.0%	No change	0.0%	0.0%
<b>Teachers (n = 19)</b>				
Teachers with advanced degrees	47.4%	Down from 52.9%	58.3%	61.3%
Continuing contract teachers	57.9%	Down from 64.7%	63.3%	75.9%
Teachers returning from previous year	80.3%	Down from 83.1%	77.7%	85.4%
Teacher attendance rate	86.1%	Down from 95.2%	95.3%	95.2%
Average teacher salary*	\$39,849	Down 2.9%	\$45,378	\$47,081
Classes not taught by highly qualified teachers	6.3%	Up from 0.0%	10.4%	5.8%
Professional development days/teacher	13.7 days	Up from 2.2 days	9.7 days	10.6 days
<b>School</b>				
Principal's years at school	4.0	Up from 3.0	3.0	3.0
Student-teacher ratio in core subjects	28.9 to 1	Up from 23.8 to 1	18.6 to 1	21.5 to 1
Prime instructional time	77.5%	Down from 89.9%	89.6%	90.1%
Opportunities in the arts	Good	No change	Good	Good
SACS accreditation	Yes	No change	Yes	Yes
Parents attending conferences	93.0%	Down from 98.5%	98.3%	99.0%
Character development program	Good	Down from Excellent	Good	Good
Dollars spent per pupil**	\$7,362	Down 5.3%	\$9,398	\$7,616
Percent of expenditures for instruction**	50.9%	Down from 53.0%	56.6%	62.0%
Percent of expenditures for teacher salaries**	50.1%	Up from 50.0%	55.4%	61.3%
ESEA composite index score	68.0	Up from 59.6	55.7	77.9

\* Length of contract = 185+ days.

\*\*Prior year audited financial data available.

**EVALUATION RESULTS**

	Teachers	Students*	Parents*
Number of surveys returned	21	98	28
Percent satisfied with learning environment	85.7%	73.5%	92.8%
Percent satisfied with social and physical environment	95.2%	74.3%	81.5%
Percent satisfied with school-home relations	66.7%	91.9%	75.0%

\*Only students at the highest middle school grade level at this school and their parents were included.

Comprehensive detail, including definitions of ratings, performance criteria, and explanations of status, is available on [www.ed.sc.gov](http://www.ed.sc.gov) and [www.eoc.sc.gov](http://www.eoc.sc.gov) as well as school and school district websites.

Printed versions are available from school districts upon request.

**REPORT OF PRINCIPAL AND SCHOOL IMPROVEMENT COUNCIL**

J. Paul Truluck Middle School, in partnership with its families, students, and the community, is continuing to deliver on its mission to educate and inspire all students to be successful. Throughout the school year, students at J. Paul Truluck Middle School have been honored with numerous awards for student achievement. [2]

J. Paul Truluck Middle School is very proud to receive state recognition for this year's PASS scores. We were awarded Palmetto Gold and Silver awards for attaining high levels of absolute performance, high rates of growth and substantial progress in closing achievement gaps between groups of students. J. Paul Truluck Middle received an Excellent Growth Rating, which was the 13th highest growth rating among all of the schools in the State of South Carolina. Receiving this award of merit is a building block as we strive for steady improvement and academic excellence. [2]

In addition to being recognized for test scores, fifteen students from grades seven and eight were selected to attend the Clemson Biology Merit Examination this spring. One of the students earned a 1st Honorable Mention award, which placed her in the top 3% of students who took the exam. Again, 100% of Algebra I and 100% of English I students passed the End of Course exam at the end of last school year. Our school yielded four South Carolina Junior Scholars this year and we look forward to increasing the number of recipients in the future. Additionally, we continue to conduct quarterly awards programs to recognize our students for outstanding academics and character. [2]

In an effort to educate well-rounded students, we continue to focus on our character education program. Through this program, students and staff participate in Khaki Wednesdays, during which students "dress for success" and Writing Wednesdays, during which teachers send congratulatory postcards home to students who have demonstrated outstanding character and/or academic performance throughout the week. The Junior Beta Club received recognition for their increased enrollment and this year our school was recognized as a School of Distinction. Through community service projects such as March of Dimes, Breast Cancer Awareness fundraisers, "adopting" senior citizens at Christmas, and collecting Box Tops for education, students are learning the importance of giving back to their community. [2]

One of the contributing factors in attaining these awards was the continued implementation of the TAP System for Teacher and Student Advancement. Through on-site professional development, tracking individual student growth, differentiating instruction, and providing intervention blocks, student achievement continues to increase. Moreover, we will continue to collaborate with parents, community members, district staff, and other stakeholders in order to promote a safe and rigorous learning environment where students strive to maintain a high level of academic excellence. [2]

Ned Blake, Principal  
Chairperson

Jacinta Moultrie, SIC

**Abbreviations Key**

N/A-Not Applicable

N/AV-Not Available

N/C-Not Collected

N/R-Not Reported

I/S-Insufficient Sample

TBD-To Be Determined