



SC Annual School Report Card Summary

Hannah-Pamplico Elementary/Middle School
FLORENCE 2
 Grades: K-8 Enrollment: 822
 Principal: Debbie M. Carter
 Superintendent: Robert E. Sullivan Jr.
 Board Chair: Mr. Raleigh O. Ward, Jr.

PERFORMANCE

Comprehensive detail, including definitions of ratings, performance criteria, and explanations of status, is available on www.ed.sc.gov and www.eoc.sc.gov as well as school and school district websites. Printed versions are available from school districts upon request.

YEAR	ABSOLUTE RATING	GROWTH RATING	PALMETTO GOLD AND SILVER AWARD		ESEA/FEDERAL ACCOUNTABILITY RATING SYSTEM	
			General Performance	Closing the Gap	ESEA Grade	Accountability Indicator
2014	Average	Average	TBD	TBD	C	N/A
2013	Average	Good	SILVER	SILVER	B	N/A
2012	Average	Average	SILVER	N/A	C	N/A

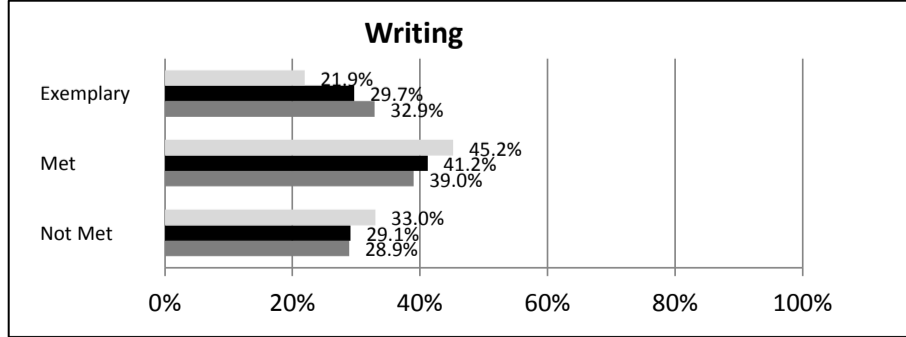
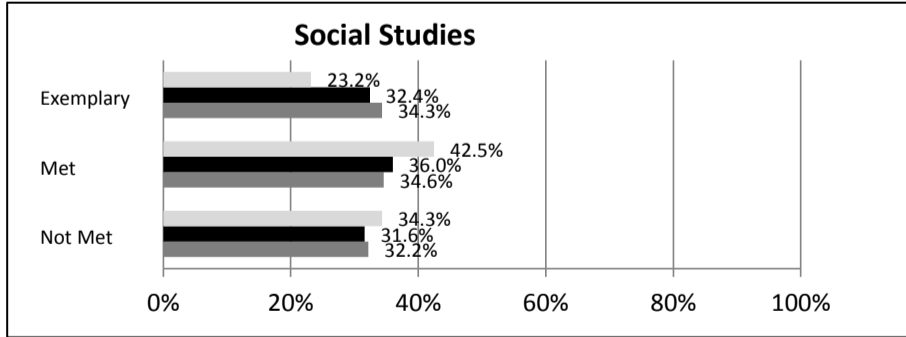
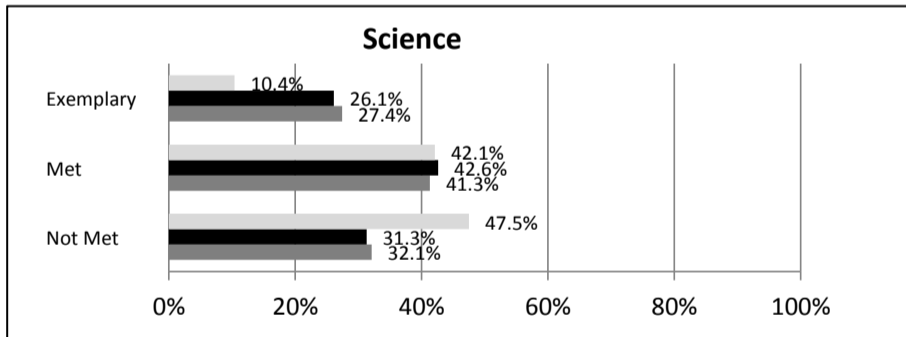
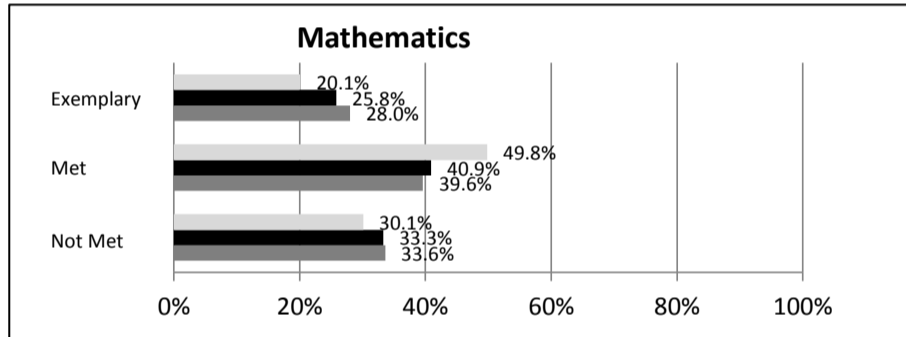
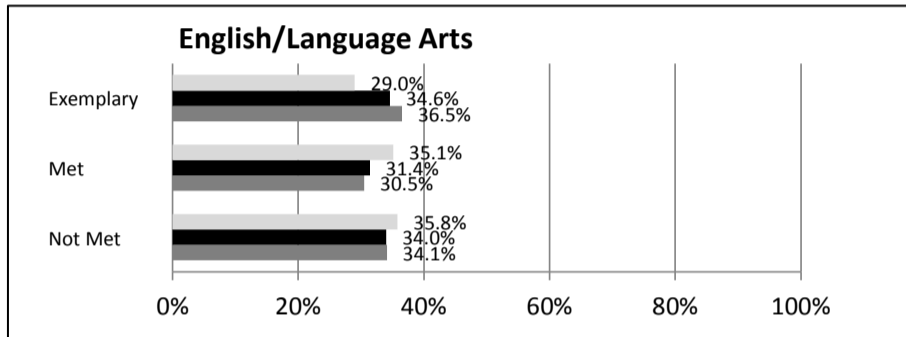
ABSOLUTE RATINGS OF MIDDLE SCHOOLS WITH STUDENTS LIKE OURS*

EXCELLENT	GOOD	AVERAGE	BELOW AVERAGE	AT-RISK
4	11	44	5	0

* Ratings are calculated with data available by 04/27/2015. Schools with Students Like Ours are Middle Schools with Poverty Indices of no more than 5% above or below the index for this school.

SC PASS PERFORMANCE

Our School Middle Schools with Students Like Ours Middle Schools Statewide



NAEP*

*Performance reported for SC and nation, data not available at school level. Percentages at NAEP Achievement Levels.



END OF COURSE TESTS - 2014

% of Students scoring 70 or above on:	Our Middle School	Middle Schools with Students Like Ours
Algebra 1/Math for the Technologies 2	100.0%	98.1%
English 1	100.0%	97.2%
Biology 1	N/A	N/A
US History and the Constitution	N/A	N/A
All Subjects	100.0%	97.7%

SC PERFORMANCE VISION

By 2020 all students will graduate with the knowledge and skills necessary to compete successfully in the global economy, participate in a democratic society and contribute positively as members of families and communities.

Abbreviations Key

N/A-Not Applicable N/AV-Not Available N/C-Not Collected N/R-Not Reported I/S-Insufficient Sample TBD-To Be Determined

Hannah-Pamplico Elementary/Middle School FLORENCE 2

SCHOOL PROFILE

	Our School	Change from Last Year	Middle Schools with Students Like Ours	Median Middle Schools
Students (n = 822)				
Students Enrolled in high school credit courses (grades 7 & 8)	15.1%	Down from 17.5%	24.4%	26.0%
Retention rate	3.4%	Up from 3.0%	0.9%	0.6%
Attendance rate	95.3%	Down from 95.4%	96.0%	96.2%
Served by gifted and talented program	7.3%	Up from 4.4%	20.0%	19.4%
With disabilities	17.5%	Down from 19.0%	13.4%	12.8%
Older than usual for grade	6.6%	Up from 5.6%	5.8%	4.5%
Out-of-school suspensions or expulsions for violent and/or criminal offenses	4.4%	Down from 4.6%	0.6%	0.4%
Annual dropout rate	0.0%	No change	0.0%	0.0%
Teachers (n = 48)				
Teachers with advanced degrees	62.5%	Up from 58.3%	60.0%	61.3%
Continuing contract teachers	83.3%	Up from 79.2%	77.0%	75.9%
Teachers returning from previous year	92.4%	Up from 90.0%	85.3%	85.4%
Teacher attendance rate	93.9%	Down from 94.5%	94.9%	95.2%
Average teacher salary*	\$43,526	Up 1.7%	\$46,595	\$47,081
Classes not taught by highly qualified teachers	9.1%	Down from 24.4%	5.8%	5.8%
Professional development days/teacher	8.1 days	Up from 7.6 days	12.0 days	10.6 days
School				
Principal's years at school	8.0	Up from 7.0	5.0	3.0
Student-teacher ratio in core subjects	22.4 to 1	Down from 22.6 to 1	22.1 to 1	21.5 to 1
Prime instructional time	88.4%	Down from 89.5%	89.7%	90.1%
Opportunities in the arts	Fair	No change	Good	Good
SACS accreditation	Yes	No change	Yes	Yes
Parents attending conferences	100.0%	No change	98.8%	99.0%
Character development program	Average	No change	Good	Good
Dollars spent per pupil**	\$5,353	Down 0.1%	\$7,377	\$7,616
Percent of expenditures for instruction**	67.9%	Down from 69.0%	62.1%	62.0%
Percent of expenditures for teacher salaries**	67.5%	Up from 67.0%	61.5%	61.3%
ESEA composite index score	76.1	Down from 83.4	76.0	77.9

* Length of contract = 185+ days.

**Prior year audited financial data available.

EVALUATION RESULTS

	Teachers	Students*	Parents*
Number of surveys returned	30	68	47
Percent satisfied with learning environment	96.7%	83.8%	78.8%
Percent satisfied with social and physical environment	96.6%	81.2%	80.4%
Percent satisfied with school-home relations	86.6%	77.9%	58.7%

*Only students at the highest middle school grade level at this school and their parents were included.

Comprehensive detail, including definitions of ratings, performance criteria, and explanations of status, is available on www.ed.sc.gov and www.eoc.sc.gov as well as school and school district websites.

Printed versions are available from school districts upon request.

REPORT OF PRINCIPAL AND SCHOOL IMPROVEMENT COUNCIL

During 2013-14, students, staff, and parents at Hannah-Pamplico Elementary Middle focused on student achievement, professional development, and parental involvement.☐

☐

HPEM received the Palmetto Silver Award for General Performance for its 2013 Report Card ratings: the elementary grades had Absolute and Growth ratings of Average and the middle grades maintained Average in the Absolute ratings and improved to Good in the Growth ratings. A preliminary comparison of HPEM's 2012-2013 PASS data to 2013-2014 PASS data shows marked improvement in writing in the elementary grades. Third grade had consistent improvement with 80% meeting standing in writing, 82% meeting standard in ELA (66% scoring Exemplary), and a 13% rise in the number of students meeting standard in science. At least 70% of fourth graders met standard in math, ELA, writing, and social studies. Fifth grade maintained previous levels of performance in all areas except social studies in which there was a 10% increase. Sixth grade scores decreased in all areas except social studies which showed a 14% increase in the number of students meeting standard. In seventh grade, the number meeting standard increased in all areas except science. Eighth grade maintained previous performance levels in writing and ELA, with 33% scoring Exemplary in social studies.☐

☐

This year HPEM continued to focus on improving student achievement levels using inquiry-based instruction, Thinking Maps, Measures of Academic Progress testing; one-to-one computing using iPods/iPads; single-gender grouping; Soar to Success, Classworks, student goal-setting, and SRA. Professional development focused on data analysis, Common Core Standards implementation, and technology integration. The sixth-eighth grade ELA teachers participated in a writing grant through the Upstate Writing Project and the National Writing Project.☐

☐

Our faculty, students, and parents have made significant accomplishments this year. Faculty members continued their educations and attained advanced degrees. Several teachers wrote and received grants. Three eighth graders were named SC Junior Scholars and a sixth grader participated in the Pee Dee Regional Spelling Bee at Francis Marion University. Our eighth graders participated in Advanced Placement courses and B-Teams sports. All students participated in our fine arts program, including holiday productions and a Broadway, Jr., production of Fiddler on the Roof, Jr. Some of our students participated in Special Olympics. Our elementary students continued to break their own records by passing Accelerated Reader book tests. Students and staff participated in community service activities that benefited such organizations as the American Heart Association. Parents, grandparents, and community members actively participated in Grandparents' Day, Field Day, Month of the Young Adolescent, Pastries for Parents, etc.☐

☐

Debbie M. Carter and H. Legrande Richardson, Principals/ Greg Poston, SIC President

Abbreviations Key

N/A-Not Applicable

N/AV-Not Available

N/C-Not Collected

N/R-Not Reported

I/S-Insufficient Sample

TBD-To Be Determined