



SC Annual School Report Card Summary

Fairfield Middle School
FAIRFIELD COUNTY

Grades: 7-8

Enrollment: 444

Principal: Dr. Robin Hardy

Superintendent: J.R. Green

Board Chair: Beth Reid

PERFORMANCE

Comprehensive detail, including definitions of ratings, performance criteria, and explanations of status, is available on www.ed.sc.gov and www.eoc.sc.gov as well as school and school district websites. Printed versions are available from school districts upon request.

YEAR	ABSOLUTE RATING	GROWTH RATING	PALMETTO GOLD AND SILVER AWARD		ESEA/FEDERAL ACCOUNTABILITY RATING SYSTEM	
			General Performance	Closing the Gap	ESEA Grade	Accountability Indicator
2014	Average	Average	TBD	TBD	D	N/A
2013	Average	Average	N/A	N/A	F	N/A
2012	Average	Average	N/A	N/A	A	N/A

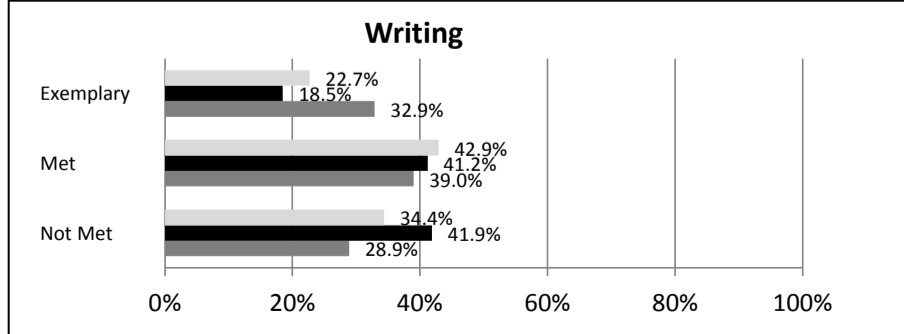
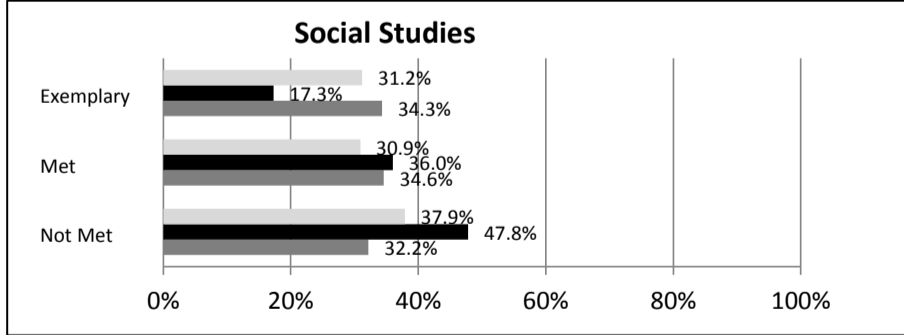
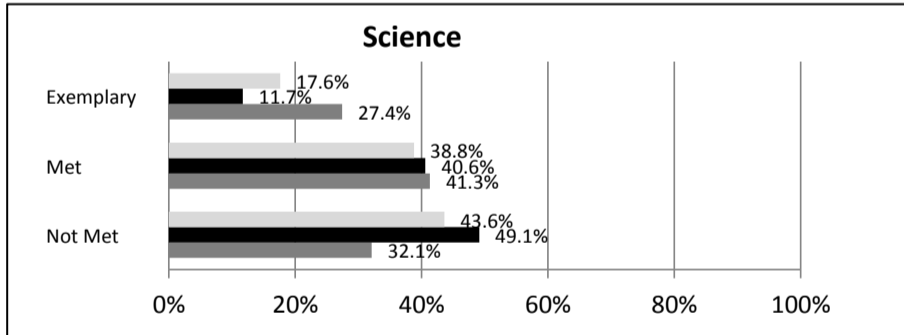
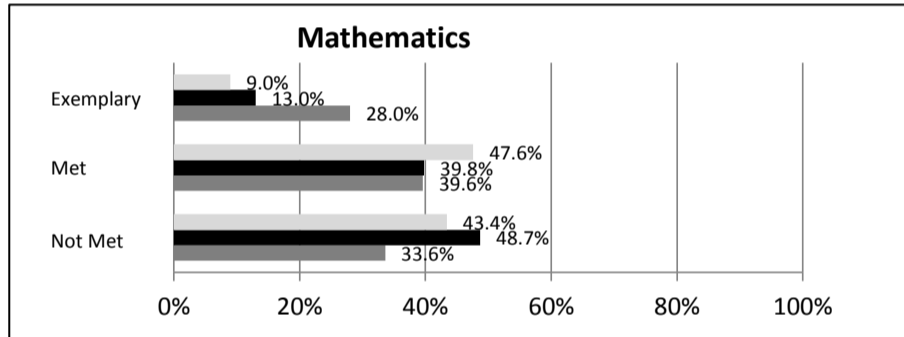
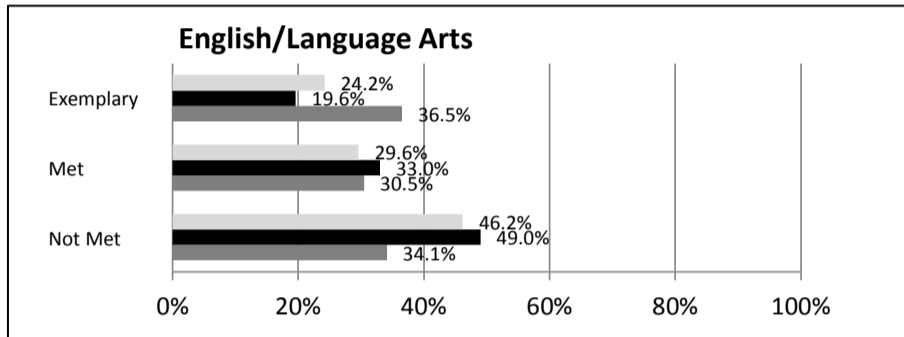
ABSOLUTE RATINGS OF MIDDLE SCHOOLS WITH STUDENTS LIKE OURS*

EXCELLENT	GOOD	AVERAGE	BELOW AVERAGE	AT-RISK
0	0	28	36	14

* Ratings are calculated with data available by 04/27/2015. Schools with Students Like Ours are Middle Schools with Poverty Indices of no more than 5% above or below the index for this school.

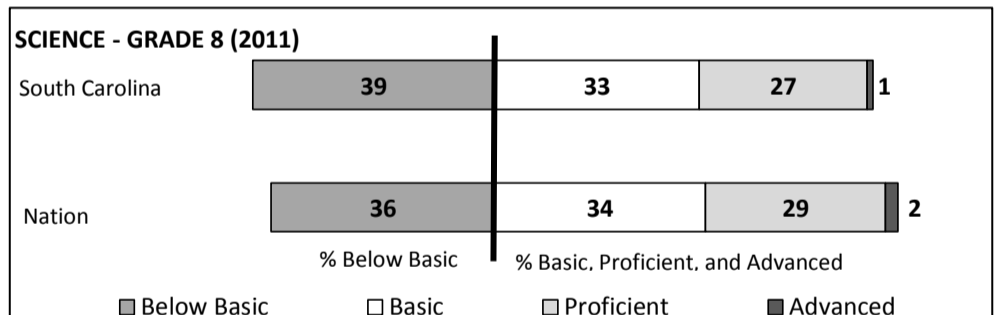
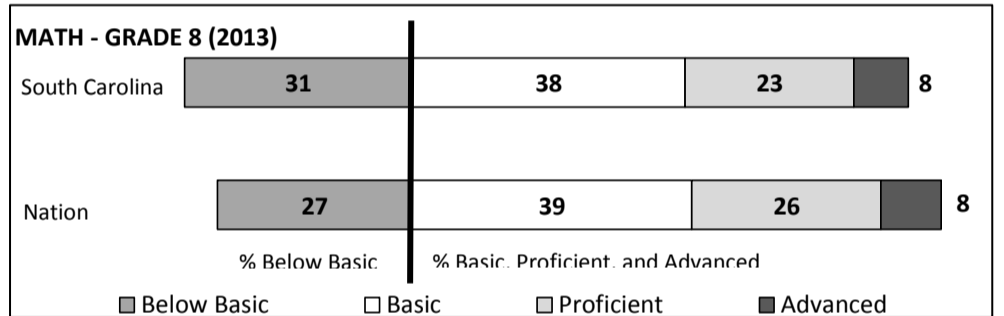

SC PASS PERFORMANCE

Our School Middle Schools with Students Like Ours Middle Schools Statewide



NAEP*

*Performance reported for SC and nation, data not available at school level. Percentages at NAEP Achievement Levels.



END OF COURSE TESTS - 2014

% of Students scoring 70 or above on:	Our Middle School	Middle Schools with Students Like Ours
Algebra 1/Math for the Technologies 2	96.0%	94.6%
English 1	97.4%	88.0%
Biology 1	N/A	N/A
US History and the Constitution	N/A	N/A
All Subjects	96.6%	93.1%

SC PERFORMANCE VISION

By 2020 all students will graduate with the knowledge and skills necessary to compete successfully in the global economy, participate in a democratic society and contribute positively as members of families and communities.

Abbreviations Key

N/A-Not Applicable

N/AV-Not Available

N/C-Not Collected

N/R-Not Reported

I/S-Insufficient Sample

TBD-To Be Determined

**Fairfield Middle School
FAIRFIELD COUNTY**

SCHOOL PROFILE

	Our School	Change from Last Year	Middle Schools with Students Like Ours	Median Middle Schools
Students (n = 444)				
Students Enrolled in high school credit courses (grades 7 & 8)	53.8%	Up from 27.2%	15.3%	26.0%
Retention rate	0.7%	Down from 1.1%	0.7%	0.6%
Attendance rate	96.7%	Up from 96.4%	95.6%	96.2%
Served by gifted and talented program	21.4%	Down from 21.9%	7.9%	19.4%
With disabilities	17.3%	Up from 15.8%	16.0%	12.8%
Older than usual for grade	2.1%	Down from 3.4%	6.5%	4.5%
Out-of-school suspensions or expulsions for violent and/or criminal offenses	5.0%	Up from 3.6%	0.9%	0.4%
Annual dropout rate	0.0%	No change	0.0%	0.0%
Teachers (n = 38)				
Teachers with advanced degrees	63.2%	Down from 63.6%	59.1%	61.3%
Continuing contract teachers	57.9%	Up from 57.6%	63.3%	75.9%
Teachers returning from previous year	85.7%	Up from 82.0%	78.5%	85.4%
Teacher attendance rate	91.0%	Down from 95.2%	95.3%	95.2%
Average teacher salary*	\$49,330	Up 6.5%	\$45,746	\$47,081
Classes not taught by highly qualified teachers	4.1%	Down from 7.3%	9.9%	5.8%
Professional development days/teacher	12.9 days	Up from 12.2 days	9.9 days	10.6 days
School				
Principal's years at school	1.0	Down from 5.0	3.0	3.0
Student-teacher ratio in core subjects	17.5 to 1	Down from 18.4 to 1	18.6 to 1	21.5 to 1
Prime instructional time	83.8%	Down from 89.7%	89.6%	90.1%
Opportunities in the arts	Excellent	No change	Good	Good
SACS accreditation	Yes	No change	Yes	Yes
Parents attending conferences	98.4%	Up from 96.2%	98.3%	99.0%
Character development program	Excellent	No change	Good	Good
Dollars spent per pupil**	\$9,210	Down 4.7%	\$9,398	\$7,616
Percent of expenditures for instruction**	57.9%	Down from 60.0%	56.6%	62.0%
Percent of expenditures for teacher salaries**	57.5%	Up from 56.0%	55.4%	61.3%
ESEA composite index score	61.3	Up from 48.5	55.7	77.9

* Length of contract = 185+ days.

**Prior year audited financial data available.

EVALUATION RESULTS

	Teachers	Students*	Parents*
Number of surveys returned	44	217	83
Percent satisfied with learning environment	75.0%	71.9%	71.1%
Percent satisfied with social and physical environment	81.9%	74.5%	66.6%
Percent satisfied with school-home relations	45.5%	83.0%	50.6%

*Only students at the highest middle school grade level at this school and their parents were included.

Comprehensive detail, including definitions of ratings, performance criteria, and explanations of status, is available on www.ed.sc.gov and www.eoc.sc.gov as well as school and school district websites.

Printed versions are available from school districts upon request.

REPORT OF PRINCIPAL AND SCHOOL IMPROVEMENT COUNCIL

As the Home of Griffin Pride, it is the mission of Fairfield Middle School to develop responsible students who are socially and academically prepared for high school and post-secondary education. Throughout the 2013-2014 school year, we renewed our focus on student achievement, teacher and administrator quality, and school climate. [2]

Our students continued to impress with academic accolades including a South Carolina Junior Scholar, Duke TIP Scholars, USC Regional Science Fair Award Winners, a Lt. Governor's Writing Award Winner, and a student selected to participate in the Broadcom MASTER program sponsored by the Society for Science and the Public. Our Academic Challenge Team achieved recognition as the runner up in the first ever state championship for academics. Our STEM Early College Academy program continues to thrive as we welcome our third cohort for the 2014-2015 school year.[2]

Our students pride themselves in growing and maturing socially as well as academically. With the implementation of the Griffin Bow Tie Club, our young men learned the history behind the importance of being well read, well spoken, well dressed, well traveled, and well balanced. Our young ladies expanded their Elite Ladies mentoring program to provide leadership and service opportunities throughout the school year.[2]

With the support of our Making Middle Grades Work initiative, Fairfield Middle School faculty and staff continued to provide a comprehensive system of instructional technology integration and extra help for students. Our Bring Your Own Device (BYOD) initiative enabled faculty and students to be more creative and engaged with lessons and activities. Tutoring and enrichment opportunities were provided to students before school, embedded within the school day, and held after school. Saturday School also was offered to assist students with credit and/or attendance recovery efforts.[2]

Our students also excelled in a variety of co-curricular and extra-curricular activities. Among others, field studies were attended at the Boeing facility, V.C. Summer Nuclear Station, the South Carolina Governor's School for Science and Math, Walt Disney World, and a tour of historic Winnsboro.[2]

In support of our district motto, "Excellence Through Teamwork," we appreciate the support from all of our stakeholders and recognize their commitment to excellence in education. Parent and community members volunteered their time in School Improvement Council activities, chaperoned field students, and coordinated a variety of other initiatives. The 2014-2015 school year promises to be one of continued growth and success.[2]

Robin L. Hardy, Ed.D., Principal [2]

Kim Seibles, School Improvement Council Chairperson

Abbreviations Key

N/A-Not Applicable

N/AV-Not Available

N/C-Not Collected

N/R-Not Reported

I/S-Insufficient Sample

TBD-To Be Determined