



# SC Annual School Report Card Summary

**Merriwether Middle School**  
**EDGEFIELD COUNTY**  
**Grades: 6-8** Enrollment: **370**  
**Principal: Kevin Butler**  
**Superintendent: Greg W. Anderson**  
**Board Chair: J. Carroll Wates**

## PERFORMANCE

Comprehensive detail, including definitions of ratings, performance criteria, and explanations of status, is available on [www.ed.sc.gov](http://www.ed.sc.gov) and [www.eoc.sc.gov](http://www.eoc.sc.gov) as well as school and school district websites. Printed versions are available from school districts upon request.

YEAR	ABSOLUTE RATING	GROWTH RATING	PALMETTO GOLD AND SILVER AWARD		ESEA/FEDERAL ACCOUNTABILITY RATING SYSTEM	
			General Performance	Closing the Gap	ESEA Grade	Accountability Indicator
2014	Average	Good	TBD	TBD	C	N/A
2013	Average	Average	N/A	N/A	B	N/A
2012	Average	Good	SILVER	N/A	B	N/A

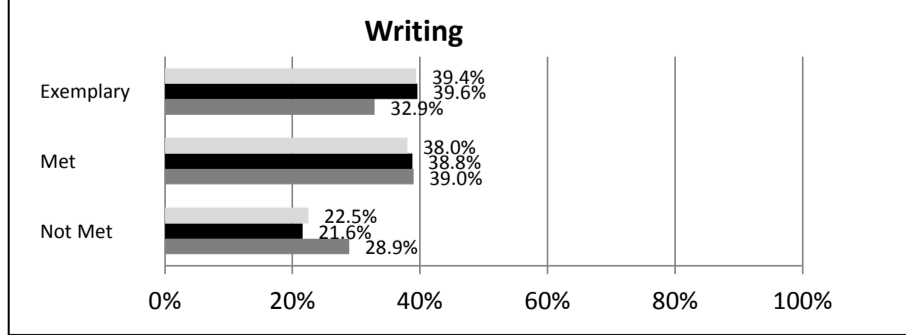
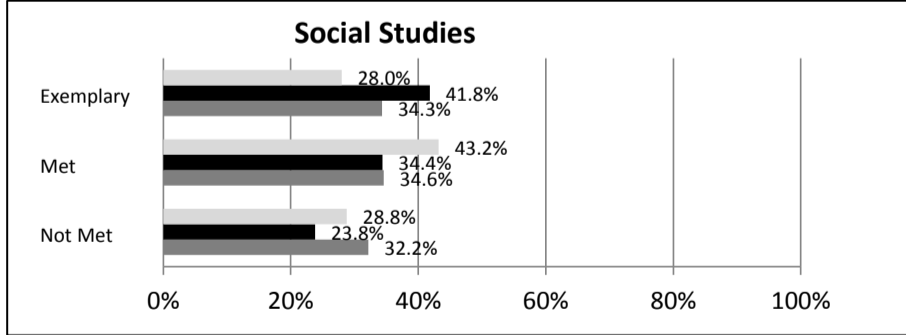
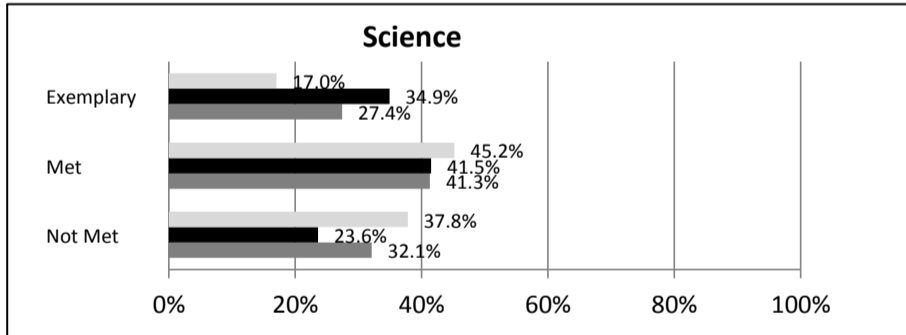
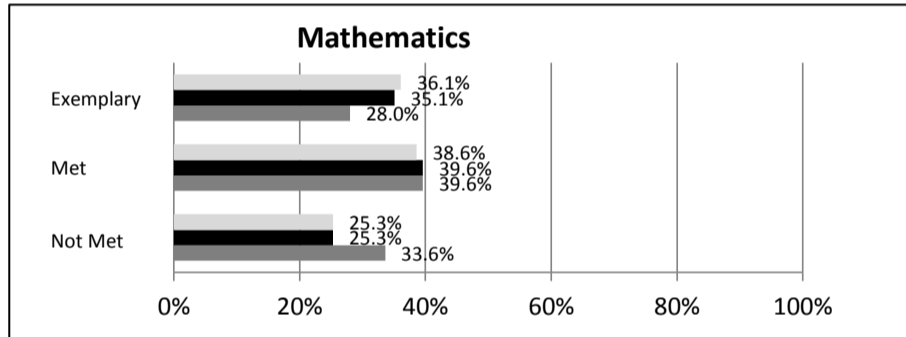
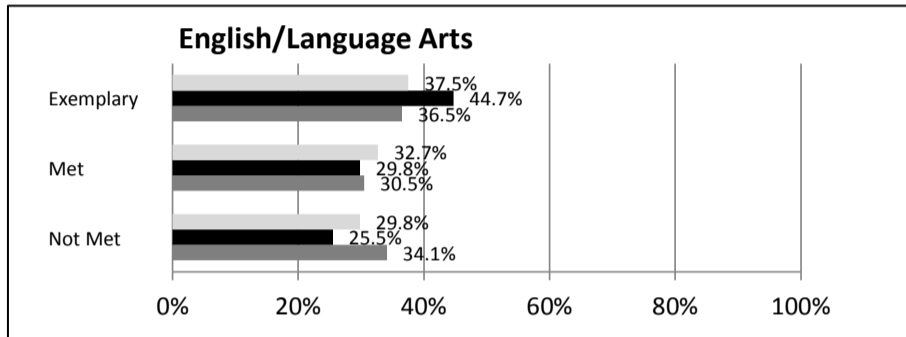
## ABSOLUTE RATINGS OF MIDDLE SCHOOLS WITH STUDENTS LIKE OURS\*

EXCELLENT	GOOD	AVERAGE	BELOW AVERAGE	AT-RISK
16	14	9	1	0

\* Ratings are calculated with data available by 04/27/2015. Schools with Students Like Ours are Middle Schools with Poverty Indices of no more than 5% above or below the index for this school.

## SC PASS PERFORMANCE

Our School Middle Schools with Students Like Ours Middle Schools Statewide



## NAEP\*

\*Performance reported for SC and nation, data not available at school level. Percentages at NAEP Achievement Levels.



## END OF COURSE TESTS - 2014

% of Students scoring 70 or above on:	Our Middle School	Middle Schools with Students Like Ours
Algebra 1/Math for the Technologies 2	100.0%	98.0%
English 1	100.0%	97.6%
Biology 1	N/A	N/A
US History and the Constitution	N/A	0.0%
All Subjects	100.0%	97.7%

## SC PERFORMANCE VISION

By 2020 all students will graduate with the knowledge and skills necessary to compete successfully in the global economy, participate in a democratic society and contribute positively as members of families and communities.

## Abbreviations Key

N/A-Not Applicable    N/AV-Not Available    N/C-Not Collected    N/R-Not Reported    I/S-Insufficient Sample    TBD-To Be Determined

**Merriwether Middle School  
EDGEFIELD COUNTY**

**SCHOOL PROFILE**

	Our School	Change from Last Year	Middle Schools with Students Like Ours	Median Middle Schools
<b>Students (n = 370)</b>				
Students Enrolled in high school credit courses (grades 7 & 8)	43.1%	Down from 73.4%	33.3%	26.0%
Retention rate	1.6%	Up from 0.3%	0.4%	0.6%
Attendance rate	96.8%	Down from 97.0%	96.5%	96.2%
Served by gifted and talented program	20.8%	Up from 17.9%	23.3%	19.4%
With disabilities	12.9%	Up from 11.3%	11.8%	12.8%
Older than usual for grade	8.4%	Up from 5.8%	3.3%	4.5%
Out-of-school suspensions or expulsions for violent and/or criminal offenses	0.8%	Down from 1.0%	0.8%	0.4%
Annual dropout rate	0.0%	No change	0.0%	0.0%
<b>Teachers (n = 26)</b>				
Teachers with advanced degrees	53.8%	Up from 50.0%	60.8%	61.3%
Continuing contract teachers	80.8%	Down from 87.5%	77.2%	75.9%
Teachers returning from previous year	85.3%	Down from 86.8%	86.9%	85.4%
Teacher attendance rate	94.5%	Up from 94.3%	95.5%	95.2%
Average teacher salary*	\$45,230	Down 2.1%	\$48,058	\$47,081
Classes not taught by highly qualified teachers	17.2%	Up from 4.6%	4.0%	5.8%
Professional development days/teacher	12.0 days	Up from 2.1 days	11.1 days	10.6 days
<b>School</b>				
Principal's years at school	2.0	Up from 1.0	3.5	3.0
Student-teacher ratio in core subjects	20.9 to 1	N/A	22.3 to 1	21.5 to 1
Prime instructional time	89.9%	Down from 90.1%	90.3%	90.1%
Opportunities in the arts	Good	No change	Excellent	Good
SACS accreditation	Yes	No change	Yes	Yes
Parents attending conferences	97.0%	Up from 94.8%	99.5%	99.0%
Character development program	Average	Down from Good	Good	Good
Dollars spent per pupil**	\$7,060	Up 3.6%	\$6,926	\$7,616
Percent of expenditures for instruction**	62.5%	Down from 63.0%	63.4%	62.0%
Percent of expenditures for teacher salaries**	62.2%	Up from 62.0%	62.7%	61.3%
ESEA composite index score	78.0	Down from 80.4	82.6	77.9

\* Length of contract = 185+ days.

\*\*Prior year audited financial data available.

**EVALUATION RESULTS**

	Teachers	Students*	Parents*
Number of surveys returned	28	99	47
Percent satisfied with learning environment	78.6%	85.9%	91.5%
Percent satisfied with social and physical environment	96.3%	89.8%	84.8%
Percent satisfied with school-home relations	89.3%	91.4%	66.6%

\*Only students at the highest middle school grade level at this school and their parents were included.

Comprehensive detail, including definitions of ratings, performance criteria, and explanations of status, is available on [www.ed.sc.gov](http://www.ed.sc.gov) and [www.eoc.sc.gov](http://www.eoc.sc.gov) as well as school and school district websites.

Printed versions are available from school districts upon request.

**REPORT OF PRINCIPAL AND SCHOOL IMPROVEMENT COUNCIL**

Merriwether Middle School is located in rural Edgefield County and serves approximately 380 sixth, seventh and eighth grade students from various economic and ethnic backgrounds. Merriwether Middle School prides itself on providing each student the academic skills needed to excel. We strive to offer a curriculum that maximizes the intellectual, emotional, social, and physical development of our emerging adolescents. We understand the unique needs and concerns of our young adolescents as well as the developmental challenges of this age group. Our curriculum is designed to assist our middle school students through the transitional period between elementary school and high school. Every student attends five academic classes and two exploratory classes. Exploratory classes include band, chorus, keyboarding, Spanish, computer assisted instruction, physical education and art.

Students have an opportunity to take high school credit courses. English 1, Algebra 1, Band 1, Physical Education, Spanish and Keyboarding/Computer Applications are offered to eighth grade students for high school credit. High school credit in Keyboarding/ Computer Applications and Physical Education is also offered to qualifying seventh grade students. In addition, a new academic support program was established for reading intervention.

The collaboration between our community, teachers, students, and administration has proven to be an excellent recipe for success. 7 eighth grade students were recognized as S.C. Junior Scholars. The Merriwether Middle School Honor Band received a superior rating in the SCBDA-Concert Festival and a Superior rating in the Carowinds Music Festival. In addition, four students qualified for SCBDA region band. Of our students enrolled in Algebra 1 classes, 100% passed the end-of-course Algebra 1 exam and 100% of students enrolled in English 1 classes passed the end-of-course English 1 exam. Twenty-five students were qualified to participate in the Duke TIP Program. We expanded our gifted and talented program called GATEway into all three grades this year. Our GATEway program targets gifted and talented students, as well as those qualifying for advanced classes. The purpose of the GATEway program is to promote academic achievement through increased rigor and innovative instructional strategies. Approximately 70 students participated in GATEway this year.

MMS has also collaborated with Santee Cooperative and Aiken Electric to become a Green Solar Power School. Our six grade students had the opportunity to be exposed the solar power curriculum and build solar power cars. A solar panel was installed on the campus of MMS which produces 1.5-2kw of energy. A dedication ceremony was held and students raced their solar cars for the media.

Merriwether Middle School is a member of a competitive athletic conference with teams in basketball, volleyball, football and added soccer this year. Edgefield County School District has made it a priority to focus on technology and make it available to students by upgrading the school's WIFI, classroom computer labs and adding a mobile Google Chrome Lab. Our teachers and students have access to two mobile Chrome book labs. The school plans to continue upgrading technology and offering new technological learning opportunities to the students. MMS uses staff email accounts, the PowerSchool online grade-book, and district/school web pages for communication with parents.

The faculty, staff, and administration at Merriwether Middle

**Abbreviations Key**

N/A-Not Applicable

N/AV-Not Available

N/C-Not Collected

N/R-Not Reported

I/S-Insufficient Sample

TBD-To Be Determined