



SC Annual School Report Card Summary

Johnston Edgefield Trenton Middle School
EDGEFIELD COUNTY
Grades: 6-8 Enrollment: 506
Principal: Stephen Hampton
Superintendent: Greg W. Anderson
Board Chair: J. Carroll Wates

PERFORMANCE

Comprehensive detail, including definitions of ratings, performance criteria, and explanations of status, is available on www.ed.sc.gov and www.eoc.sc.gov as well as school and school district websites. Printed versions are available from school districts upon request.

YEAR	ABSOLUTE RATING	GROWTH RATING	PALMETTO GOLD AND SILVER AWARD		ESEA/FEDERAL ACCOUNTABILITY RATING SYSTEM	
			General Performance	Closing the Gap	ESEA Grade	Accountability Indicator
2014	Average	Average	TBD	TBD	C	N/A
2013	Average	Good	SILVER	N/A	C	N/A
2012	Average	Good	SILVER	N/A	B	N/A

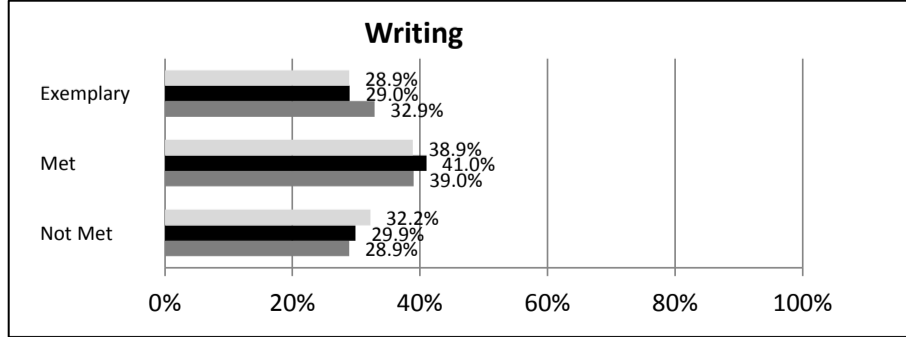
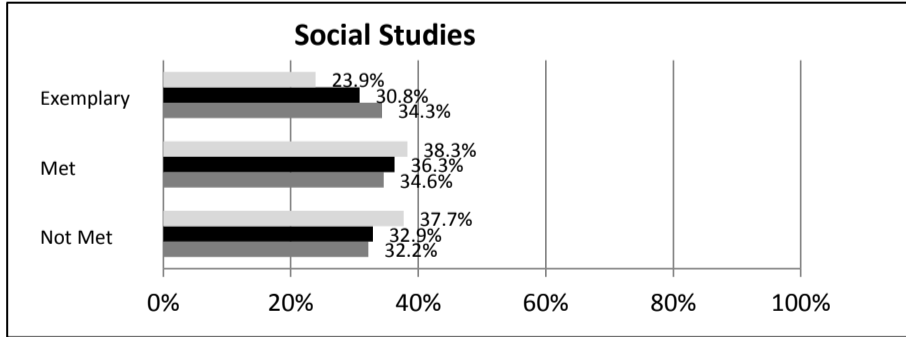
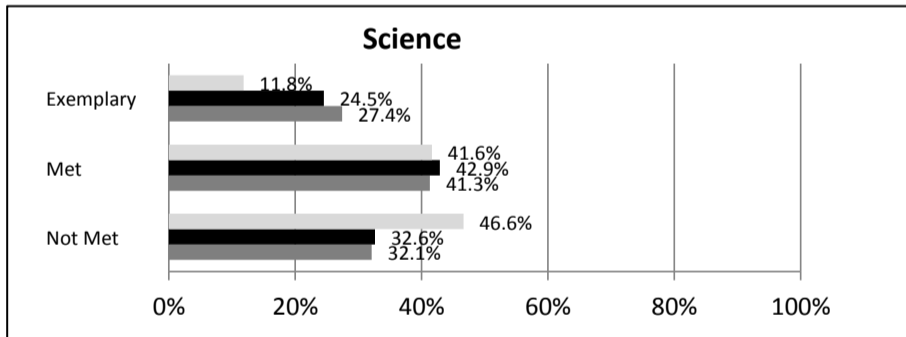
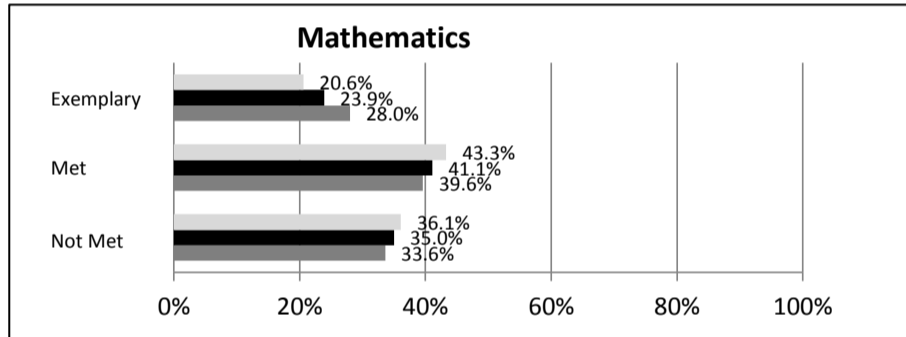
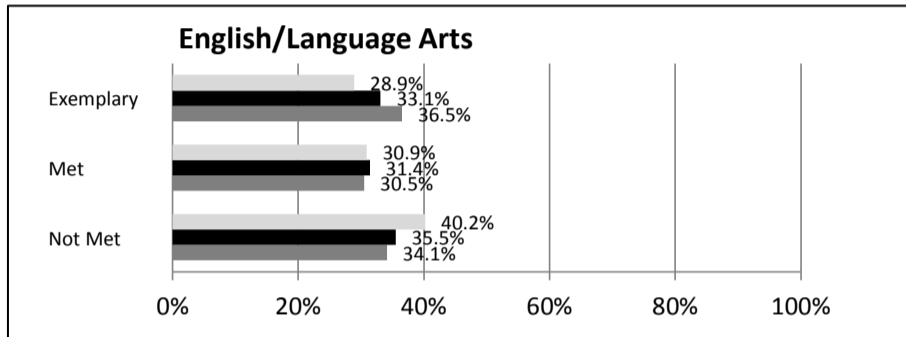
ABSOLUTE RATINGS OF MIDDLE SCHOOLS WITH STUDENTS LIKE OURS*

EXCELLENT	GOOD	AVERAGE	BELOW AVERAGE	AT-RISK
3	8	45	6	0

* Ratings are calculated with data available by 04/27/2015. Schools with Students Like Ours are Middle Schools with Poverty Indices of no more than 5% above or below the index for this school.


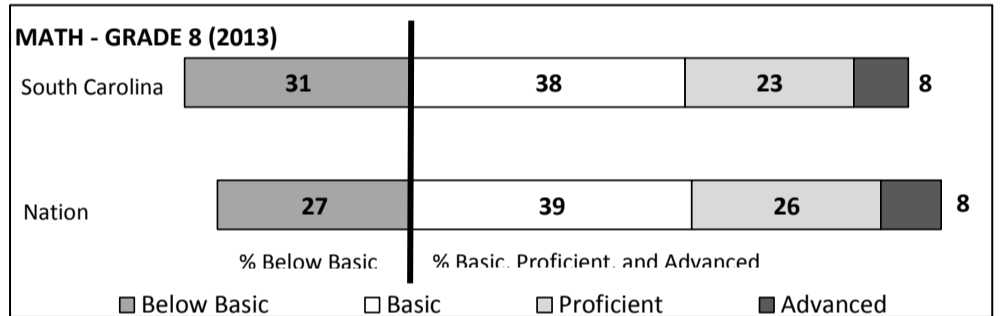

SC PASS PERFORMANCE

Our School Middle Schools with Students Like Ours Middle Schools Statewide



NAEP*

*Performance reported for SC and nation, data not available at school level. Percentages at NAEP Achievement Levels.



END OF COURSE TESTS - 2014

% of Students scoring 70 or above on:	Our Middle School	Middle Schools with Students Like Ours
Algebra 1/Math for the Technologies 2	100.0%	97.1%
English 1	100.0%	97.2%
Biology 1	N/A	N/A
US History and the Constitution	N/A	N/A
All Subjects	100.0%	97.1%

SC PERFORMANCE VISION

By 2020 all students will graduate with the knowledge and skills necessary to compete successfully in the global economy, participate in a democratic society and contribute positively as members of families and communities.

Abbreviations Key

N/A-Not Applicable N/AV-Not Available N/C-Not Collected N/R-Not Reported I/S-Insufficient Sample TBD-To Be Determined

**Johnston Edgefield Trenton Middle School
EDGEFIELD COUNTY**

SCHOOL PROFILE

	Our School	Change from Last Year	Middle Schools with Students Like Ours	Median Middle Schools
Students (n = 506)				
Students Enrolled in high school credit courses (grades 7 & 8)	44.2%	Up from 40.6%	24.6%	26.0%
Retention rate	0.2%	Down from 0.6%	0.9%	0.6%
Attendance rate	97.4%	Up from 96.4%	96.1%	96.2%
Served by gifted and talented program	12.1%	Up from 10.8%	17.1%	19.4%
With disabilities	18.9%	Up from 17.9%	13.8%	12.8%
Older than usual for grade	7.2%	Up from 6.1%	5.6%	4.5%
Out-of-school suspensions or expulsions for violent and/or criminal offenses	0.6%	Up from 0.4%	0.5%	0.4%
Annual dropout rate	0.0%	No change	0.0%	0.0%
Teachers (n = 40)				
Teachers with advanced degrees	47.5%	Up from 38.2%	58.4%	61.3%
Continuing contract teachers	67.5%	Down from 76.5%	76.4%	75.9%
Teachers returning from previous year	78.4%	Down from 80.1%	84.5%	85.4%
Teacher attendance rate	96.1%	Up from 95.2%	94.9%	95.2%
Average teacher salary*	\$43,111	Down 3.3%	\$46,574	\$47,081
Classes not taught by highly qualified teachers	17.7%	Up from 1.9%	6.2%	5.8%
Professional development days/teacher	12.0 days	Up from 10.6 days	11.8 days	10.6 days
School				
Principal's years at school	5.0	Up from 4.0	5.0	3.0
Student-teacher ratio in core subjects	19.2 to 1	Down from 22.6 to 1	21.2 to 1	21.5 to 1
Prime instructional time	92.8%	Up from 90.6%	89.9%	90.1%
Opportunities in the arts	Good	No change	Good	Good
SACS accreditation	Yes	No change	Yes	Yes
Parents attending conferences	99.4%	Up from 95.0%	99.0%	99.0%
Character development program	Average	Down from Good	Good	Good
Dollars spent per pupil**	\$7,107	Up 8.6%	\$7,588	\$7,616
Percent of expenditures for instruction**	61.0%	Up from 60.0%	61.9%	62.0%
Percent of expenditures for teacher salaries**	60.5%	Up from 59.0%	60.8%	61.3%
ESEA composite index score	71.1	Down from 78.1	74.2	77.9

* Length of contract = 185+ days.

**Prior year audited financial data available.

EVALUATION RESULTS

	Teachers	Students*	Parents*
Number of surveys returned	33	160	41
Percent satisfied with learning environment	87.9%	68.8%	85.3%
Percent satisfied with social and physical environment	100.0%	80.5%	82.5%
Percent satisfied with school-home relations	68.8%	80.4%	70.7%

*Only students at the highest middle school grade level at this school and their parents were included.

Comprehensive detail, including definitions of ratings, performance criteria, and explanations of status, is available on www.ed.sc.gov and www.eoc.sc.gov as well as school and school district websites.

Printed versions are available from school districts upon request.

REPORT OF PRINCIPAL AND SCHOOL IMPROVEMENT COUNCIL

J-E-T Middle School is located in the beautiful town of Johnston, South Carolina in historic Edgefield County. J-E-T brings students from the towns of Johnston, Edgefield, and Trenton together to learn and grow through the important and formative years of middle school. In 2012 faculty and staff members worked together to formulate a new mission statement. The mission statement of Johnston Edgefield Trenton Middle School is to be a student centered community that prepares learners for the challenges of the future. The administration, faculty and staff of J-E-T Middle school strive every day to carry out this mission.

J-E-T Middle School offers a plethora of opportunities for students to excel academically, athletically, and emotionally through an emphasis on educating the whole child. In terms of academics, J-E-T Middle School has made significant strides, especially in the last several years. The administrators and teachers have worked to raise the rigor and relevancy of classroom instruction. This has resulted in the school winning the Palmetto Silver Award for the past three consecutive years, earning a value added 5 rating as a TAP school in 2012, earning an absolute rating of Average and an improvement rating of Good on the 2012 and 2013 school report cards. Teachers voted overwhelmingly to reinstate TAP at J-E-T-Middle School in the spring of 2014. The addition of two master teachers and five mentor teachers will provide support for the instructional program at J-E-T and will have an immediate impact on student learning outcomes.

Students from J-E-T Middle School won the statewide Lieutenant Governor's Essay award for the second consecutive year and the district Americanism Award from the American Legion Auxiliary. Academic clubs have been successful as well here at JET. The Math Counts team competed in the chapter competition and the Mock trial team advanced to the state competition for the third consecutive year. The coach of the mock trial team was recognized by his peers for his work with the team with a statewide award in 2013. J-E-T Middle school students have excelled in basketball, football and volleyball. J-E-T teams have won many region championships since the school's inception in 1993, including co-region champions for girls' basketball, regional championships for football and volleyball.

Partnerships with higher education institutions such as Clemson University's dropout prevention program and U.S.C. Aiken's Ruth Patrick Science Center were developed by the leadership of J-E-T in order to assist in the school's academic progress. Students take several field trips throughout the course of the year to the Ruth Patrick Science Center and to the Audubon Center. These trips are designed to fit seamlessly into science standards for all three grade levels.

Administrators, faculty and parents understand the challenges that lie ahead for Johnston Edgefield Trenton Middle School. We are optimistic that we will continue to make strides in the right direction as we increase students achievement and increase opportunities for students to value themselves and others. All of our stakeholders are committed to continuing the effort to help J-E-T Middle School soar and provide Edgefield County with one of the finest middle schools in the state of South Carolina.

Stephen Hampton Ivy Vartanian

Abbreviations Key

N/A-Not Applicable

N/AV-Not Available

N/C-Not Collected

N/R-Not Reported

I/S-Insufficient Sample

TBD-To Be Determined