



SC Annual School
Report Card
Summary

Alston Middle School
DORCHESTER 2
Grades: 6-8 Enrollment: 931
Principal: Thad Schmenk
Superintendent: Joseph R. Pye
Board Chair: Gail Hughes

PERFORMANCE		Comprehensive detail, including definitions of ratings, performance criteria, and explanations of status, is available on www.ed.sc.gov and www.eoc.sc.gov as well as school and school district websites. Printed versions are available from school districts upon request.					
YEAR	ABSOLUTE RATING	GROWTH RATING	PALMETTO GOLD AND SILVER AWARD		ESEA/FEDERAL ACCOUNTABILITY RATING SYSTEM		
			General Performance	Closing the Gap	ESEA Grade	Accountability Indicator	
2014	Excellent	Average	TBD	TBD	B	N/A	
2013	Good	Average	N/A	N/A	A	N/A	
2012	Good	Excellent	GOLD	N/A	A	N/A	

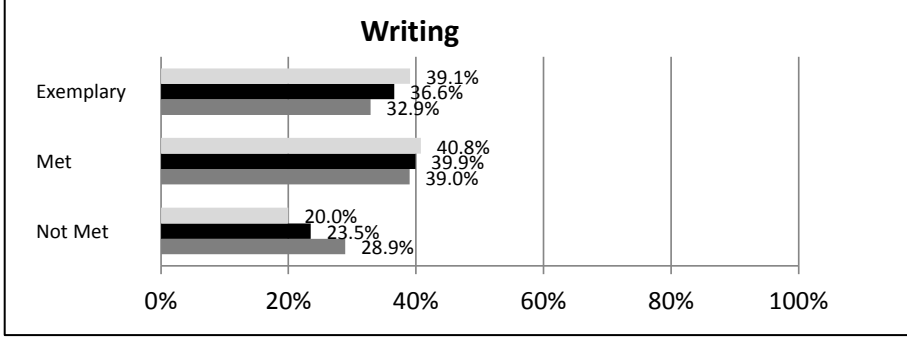
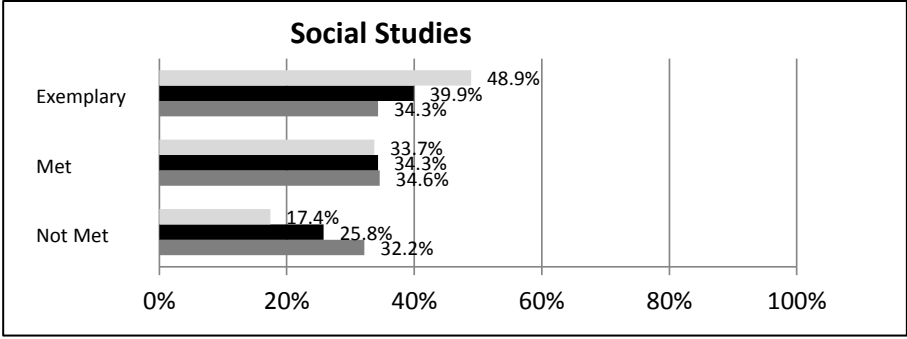
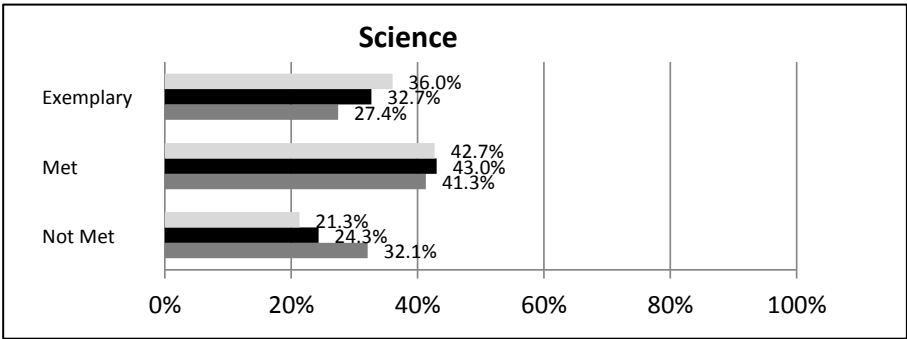
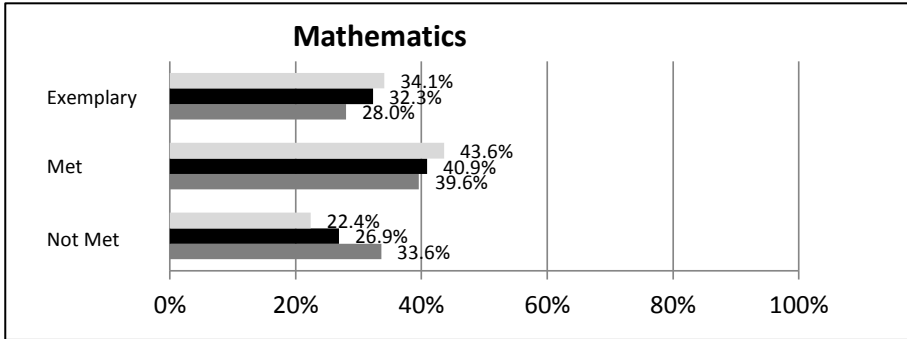
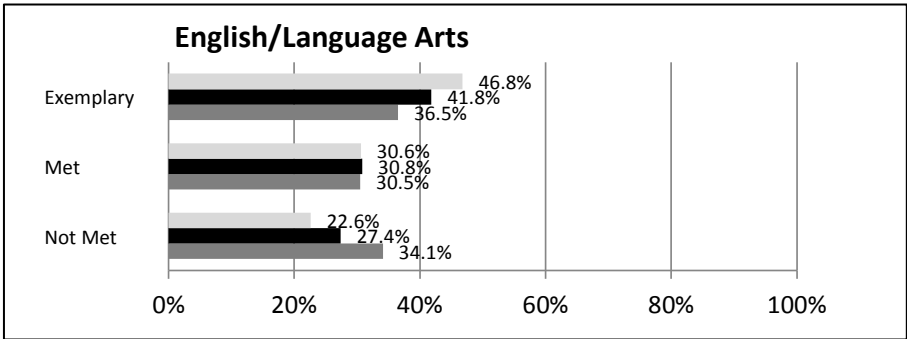
ABSOLUTE RATINGS OF MIDDLE SCHOOLS WITH STUDENTS LIKE OURS*

EXCELLENT	GOOD	AVERAGE	BELOW AVERAGE	AT-RISK
11	20	17	1	0

* Ratings are calculated with data available by 04/27/2015. Schools with Students Like Ours are Middle Schools with Poverty Indices of no more than 5% above or below the index for this school.



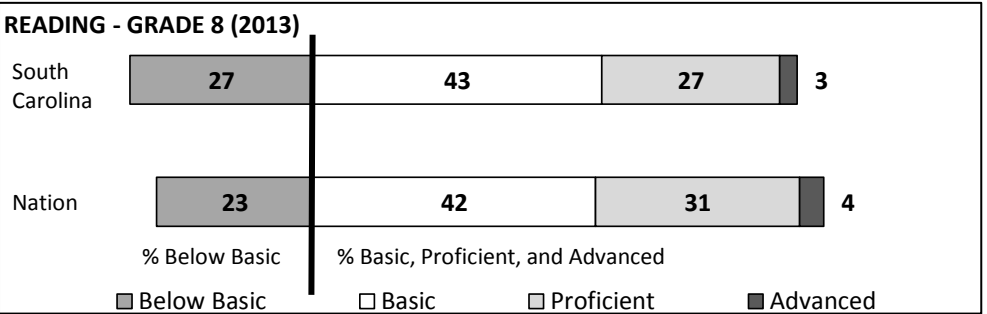
SC PASS PERFORMANCE

Our School Middle Schools with Students Like Ours Middle Schools Statewide



NAEP*

*Performance reported for SC and nation, data not available at school level. Percentages at NAEP Achievement Levels.



END OF COURSE TESTS - 2014		
% of Students scoring 70 or above on:	Our Middle School	Middle Schools with Students Like Ours
Algebra 1/Math for the Technologies 2	100.0%	97.8%
English 1	95.9%	97.9%
Biology 1	N/A	N/A
US History and the Constitution	N/A	N/A
All Subjects	98.0%	97.7%

SC PERFORMANCE VISION

By 2020 all students will graduate with the knowledge and skills necessary to compete successfully in the global economy, participate in a democratic society and contribute positively as members of families and communities.

Abbreviations Key

N/A-Not Applicable N/AV-Not Available N/C-Not Collected N/R-Not Reported I/S-Insufficient Sample TBD-To Be Determined

Alston Middle School
DORCHESTER 2
SCHOOL PROFILE

	Our School	Change from Last Year	Middle Schools with Students Like Ours	Median Middle Schools
Students (n = 931)				
Students Enrolled in high school credit courses (grades 7 & 8)	38.5%	Up from 34.0%	30.8%	26.0%
Retention rate	0.9%	Down from 1.3%	0.7%	0.6%
Attendance rate	96.9%	Up from 96.3%	96.3%	96.2%
Served by gifted and talented program	20.5%	Up from 19.2%	21.5%	19.4%
With disabilities	11.4%	Down from 12.4%	11.9%	12.8%
Older than usual for grade	4.6%	No change	4.1%	4.5%
Out-of-school suspensions or expulsions for violent and/or criminal offenses	3.7%	Down from 4.4%	0.5%	0.4%
Annual dropout rate	0.0%	No change	0.0%	0.0%
Teachers (n = 54)				
Teachers with advanced degrees	53.7%	Up from 45.0%	63.4%	61.3%
Continuing contract teachers	72.2%	Up from 60.0%	80.6%	75.9%
Teachers returning from previous year	80.8%	Down from 83.4%	88.2%	85.4%
Teacher attendance rate	93.8%	Up from 92.4%	95.3%	95.2%
Average teacher salary*	\$43,925	Up 0.7%	\$48,292	\$47,081
Classes not taught by highly qualified teachers	1.6%	Down from 2.6%	2.6%	5.8%
Professional development days/teacher	12.8 days	Up from 10.3 days	10.1 days	10.6 days
School				
Principal's years at school	3.0	Up from 2.0	4.0	3.0
Student-teacher ratio in core subjects	24.0 to 1	Up from 22.6 to 1	23.1 to 1	21.5 to 1
Prime instructional time	88.4%	Up from 87.0%	90.4%	90.1%
Opportunities in the arts	Excellent	No change	Good	Good
SACS accreditation	Yes	No change	Yes	Yes
Parents attending conferences	94.4%	Down from 98.4%	99.6%	99.0%
Character development program	Good	No change	Good	Good
Dollars spent per pupil**	\$6,370	Up 0.0%	\$7,094	\$7,616
Percent of expenditures for instruction**	55.9%	Down from 61.0%	62.8%	62.0%
Percent of expenditures for teacher salaries**	55.5%	Up from 55.0%	61.4%	61.3%
ESEA composite index score	83.9	Down from 92.7	82.6	77.9

* Length of contract = 185+ days.
**Prior year audited financial data available.

EVALUATION RESULTS

	Teachers	Students*	Parents*
Number of surveys returned	56	258	83
Percent satisfied with learning environment	89.3%	69.4%	85.5%
Percent satisfied with social and physical environment	91.1%	63.4%	75.9%
Percent satisfied with school-home relations	89.3%	80.2%	68.0%

*Only students at the highest middle school grade level at this school and their parents were included.

Comprehensive detail, including definitions of ratings, performance criteria, and explanations of status, is available on www.ed.sc.gov and www.eoc.sc.gov as well as school and school district websites.

Printed versions are available from school districts upon request.

REPORT OF PRINCIPAL AND SCHOOL IMPROVEMENT COUNCIL

During the 2013-2014 school year, Alston Middle School focused on accomplishing two main objectives: first, improving our school’s programs and instructional practices with the goal of helping all students obtain the 21st century skills needed to become college and career ready; second, deepening our commitment to be a community school.

Our staff and stakeholders focused on instructional programs and practices which directly assist students to become college and career ready. Boeing, the University of South Carolina, and AMS cooperated to establish a new pre-engineering program, Gateway to Technology (GTT). Chick-fil-A partnered with our special education program to establish a real-world employment opportunity for our students with special needs. Google offered an after-school program to teach students how to program computers and write applications for a variety of devices. Additionally, our PTSA donated over \$1750 to teachers to support instruction in the classroom.

Next, our stakeholders rallied to provide our students with the social and emotional supports necessary to be successful socially and academically. AMS partnered with the Boeing/MUSC Health and Wellness program with the goal of creating new practices and policies that will improve the overall health and well-being of students and faculty while at school. Numerous volunteer coaches and staff members volunteered countless hours supporting our athletic teams. All of our teams demonstrated excellent sportsmanship and determination throughout the entire athletic season. Our boys’ football and basketball teams each made it to the final playoffs, and our boys’ wrestling team ended the season as undefeated champions!

Lastly, AMS made a concerted effort to give back to our community. Our faculty raised over \$1400 for the United Way. Students provided the local community two opportunities to enjoy fine arts performances, with the musical "Aladdin" and a haunted house tribute to Shakespeare. AMS participated in community events such as the Susan G. Komen Race for the Cure, Summerville Farmers’ Market, Miracle League, and Relay for Life.

As we look to the future, AMS is prepared to take on the challenges that a new state testing system and the transition to more rigorous learning standards will bring. We embrace the need to develop a curriculum and core set of instructional strategies that will prepare students to be both college and career ready as well as provide them with the life skills necessary to be productive citizens in the 21st century.

In summary, we take exceptional pride in the diversity of the programs we offer, in the quality of our teachers, and in the participation of our parents and community members. We know and understand that involvement and support from our families, students, and community stakeholders are essential to our success. The 2014-2015 school year promises to be one of continued growth and success.

Thad Schmenk, Principal
Amanda Hodges, SIC Chair

N/A-Not Applicable

N/AV-Not Available

N/C-Not Collected

Abbreviations Key
N/R-Not Reported

I/S-Insufficient Sample

TBD-To Be Determined