



# SC Annual School Report Card Summary

**Darlington Middle School**  
**DARLINGTON COUNTY**  
**Grades: 6-8**      **Enrollment: 1,037**  
**Principal: Eddie L. Shuler, Interim**  
**Superintendent: Dr. Eddie Ingram**  
**Board Chair: Warren Jeffords**

## PERFORMANCE

*Comprehensive detail, including definitions of ratings, performance criteria, and explanations of status, is available on [www.ed.sc.gov](http://www.ed.sc.gov) and [www.eoc.sc.gov](http://www.eoc.sc.gov) as well as school and school district websites. Printed versions are available from school districts upon request.*

YEAR	ABSOLUTE RATING	GROWTH RATING	PALMETTO GOLD AND SILVER AWARD		ESEA/FEDERAL ACCOUNTABILITY RATING SYSTEM	
			General Performance	Closing the Gap	ESEA Grade	Accountability Indicator
2014	Average	Average	TBD	TBD	D	N/A
2013	Average	Average	N/A	SILVER	B	Reward
2012	Average	Good	SILVER	N/A	A	Reward

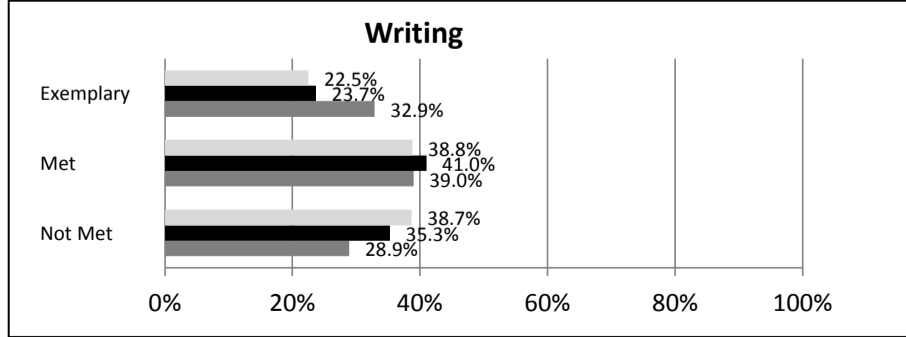
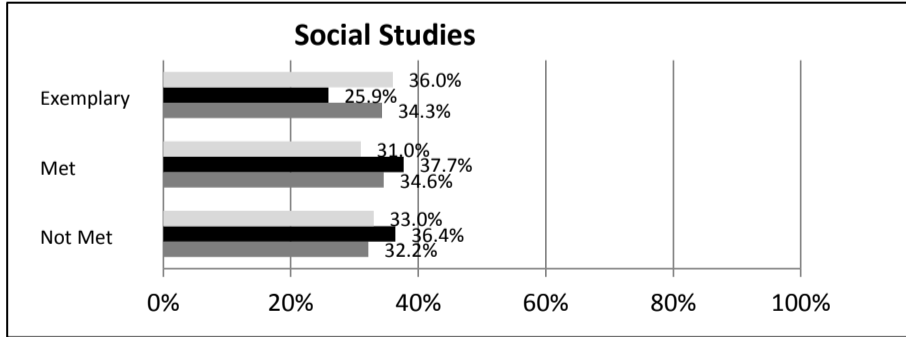
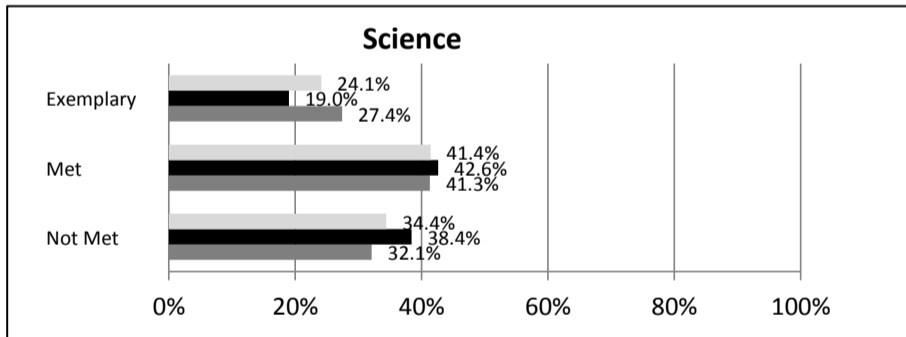
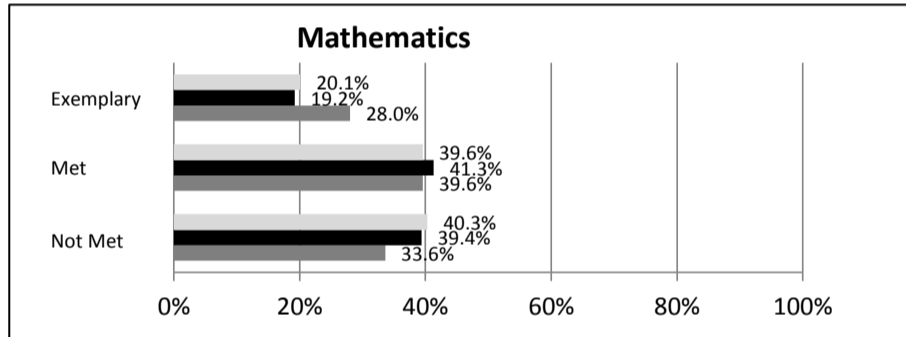
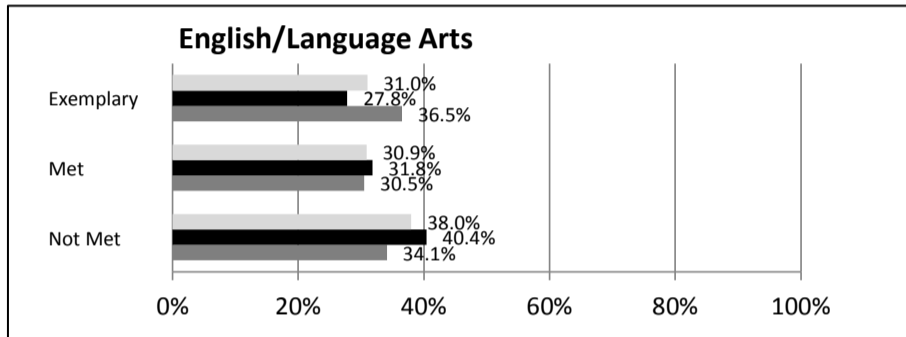
### ABSOLUTE RATINGS OF MIDDLE SCHOOLS WITH STUDENTS LIKE OURS\*

EXCELLENT	GOOD	AVERAGE	BELOW AVERAGE	AT-RISK
0	1	48	10	0

\* Ratings are calculated with data available by 04/27/2015. Schools with Students Like Ours are Middle Schools with Poverty Indices of no more than 5% above or below the index for this school.

### SC PASS PERFORMANCE

Our School     
  Middle Schools with Students Like Ours     
  Middle Schools Statewide



### NAEP\*

\*Performance reported for SC and nation, data not available at school level. Percentages at NAEP Achievement Levels.



### END OF COURSE TESTS - 2014

% of Students scoring 70 or above on:	Our Middle School	Middle Schools with Students Like Ours
Algebra 1/Math for the Technologies 2	100.0%	97.5%
English 1	100.0%	95.7%
Biology 1	N/A	N/A
US History and the Constitution	N/A	N/A
All Subjects	100.0%	97.3%

### SC PERFORMANCE VISION

By 2020 all students will graduate with the knowledge and skills necessary to compete successfully in the global economy, participate in a democratic society and contribute positively as members of families and communities.

### Abbreviations Key

**N/A**-Not Applicable     
 **N/AV**-Not Available     
 **N/C**-Not Collected     
 **N/R**-Not Reported     
 **I/S**-Insufficient Sample     
 **TBD**-To Be Determined

**Darlington Middle School  
DARLINGTON COUNTY**

**SCHOOL PROFILE**

	Our School	Change from Last Year	Middle Schools with Students Like Ours	Median Middle Schools
<b>Students (n = 1,037)</b>				
Students Enrolled in high school credit courses (grades 7 & 8)	21.7%	Up from 13.1%	20.1%	26.0%
Retention rate	1.9%	Up from 1.0%	0.8%	0.6%
Attendance rate	95.6%	Up from 95.3%	96.0%	96.2%
Served by gifted and talented program	11.8%	Up from 11.5%	14.3%	19.4%
With disabilities	15.9%	Up from 14.2%	14.6%	12.8%
Older than usual for grade	9.0%	Down from 9.5%	5.4%	4.5%
Out-of-school suspensions or expulsions for violent and/or criminal offenses	0.0%	Down from 0.7%	0.6%	0.4%
Annual dropout rate	0.3%	No change	0.0%	0.0%
<b>Teachers (n = 54)</b>				
Teachers with advanced degrees	51.9%	Up from 43.1%	59.1%	61.3%
Continuing contract teachers	66.7%	Up from 65.5%	73.5%	75.9%
Teachers returning from previous year	78.6%	Down from 80.6%	84.0%	85.4%
Teacher attendance rate	97.2%	Up from 96.1%	95.0%	95.2%
Average teacher salary*	\$41,777	Down 1.5%	\$46,976	\$47,081
Classes not taught by highly qualified teachers	14.9%	Up from 0.0%	5.9%	5.8%
Professional development days/teacher	12.3 days	Down from 13.8 days	11.5 days	10.6 days
<b>School</b>				
Principal's years at school	0.0	Down from 6.0	4.0	3.0
Student-teacher ratio in core subjects	28.1 to 1	Down from 29.4 to 1	20.4 to 1	21.5 to 1
Prime instructional time	91.7%	Up from 90.7%	89.7%	90.1%
Opportunities in the arts	Fair	Down from Good	Good	Good
SACS accreditation	Yes	No change	Yes	Yes
Parents attending conferences	100.0%	Up from 91.1%	99.0%	99.0%
Character development program	Below Average	Down from Good	Good	Good
Dollars spent per pupil**	\$5,858	Up 4.6%	\$7,757	\$7,616
Percent of expenditures for instruction**	58.8%	Down from 60.0%	61.9%	62.0%
Percent of expenditures for teacher salaries**	58.1%	Up from 58.0%	60.4%	61.3%
ESEA composite index score	68.6	Down from 86.6	70.3	77.9

\* Length of contract = 185+ days.

\*\*Prior year audited financial data available.

**EVALUATION RESULTS**

	Teachers	Students*	Parents*
Number of surveys returned	30	N/R	N/R
Percent satisfied with learning environment	90.0%	-4.0%	-4.0%
Percent satisfied with social and physical environment	93.4%	-4.0%	-4.0%
Percent satisfied with school-home relations	66.6%	-4.0%	-4.0%

\*Only students at the highest middle school grade level at this school and their parents were included.

Comprehensive detail, including definitions of ratings, performance criteria, and explanations of status, is available on [www.ed.sc.gov](http://www.ed.sc.gov) and [www.eoc.sc.gov](http://www.eoc.sc.gov) as well as school and school district websites.

Printed versions are available from school districts upon request.

**REPORT OF PRINCIPAL AND SCHOOL IMPROVEMENT COUNCIL**

The administrators, teachers and staff of Darlington Middle School and I, want to thank you for another outstanding school year! We also want to thank you for your continued encouragement. Our vision is "To nurture and motivate students by creating real-world and hands-on experiences that enhance and expand their lives." We want our students to excel above and beyond what is expected. We ask for continued support to join us as we work with your child so that he/she can "make the connection" between the importance of education and success. Each child must see the real need to work hard in and out of class, while preparing for their career interests. Middle School is the step in which a child develops life-long habits.☒

We thank our community for continued support while working with us as we prepare our students to compete in this ever-changing world. We want our community to be proud of the children who attend Darlington Middle School. We also want to share that pride with you. Together, we will make a difference in the lives of our young people.☒

Many accomplishments were made this year that we are extremely proud of. They are as follows: High School Course Offerings, our LEGO League competing team, 13 state recognized Junior Scholars, 16 Duke Tip Qualifiers, continuously growing band and art programs, the team concept throughout the building, 100% Passing Rate - English End-of-Course Exam, 100% Passing Rate - Algebra End-of-Course Exam, and 17 Perfects scores of 100 on End-of-Course Exams. ☒

Continuous parent support is always welcomed at Darlington Middle School. With this in mind, we have established a parenting coordinator. We extend a personal invitation to all parents, businesses, and community partners to join us in the continued and endless efforts to improve the overall performance and properly prepare our youth for the future through the educational process.☒

Eddie L. Shuler, Principal☒

Brendolyn Hamilton, School Improvement Council

**Abbreviations Key**

**N/A**-Not Applicable

**N/AV**-Not Available

**N/C**-Not Collected

**N/R**-Not Reported

**I/S**-Insufficient Sample

**TBD**-To Be Determined