



SC Annual School Report Card Summary

Spaulding Middle School
DARLINGTON COUNTY
Grades: 6-8 **Enrollment: 287**
Principal: Derrick Glover
Superintendent: Dr. Eddie Ingram
Board Chair: Warren Jeffords

PERFORMANCE

Comprehensive detail, including definitions of ratings, performance criteria, and explanations of status, is available on www.ed.sc.gov and www.eoc.sc.gov as well as school and school district websites. Printed versions are available from school districts upon request.

YEAR	ABSOLUTE RATING	GROWTH RATING	PALMETTO GOLD AND SILVER AWARD		ESEA/FEDERAL ACCOUNTABILITY RATING SYSTEM	
			General Performance	Closing the Gap	ESEA Grade	Accountability Indicator
2014	Average	Average	TBD	TBD	C	N/A
2013	Average	Average	N/A	N/A	B	Reward
2012	Average	Good	SILVER	N/A	A	Reward

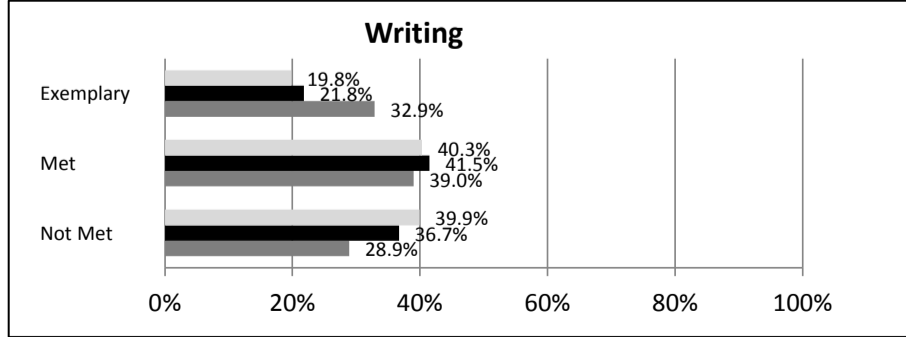
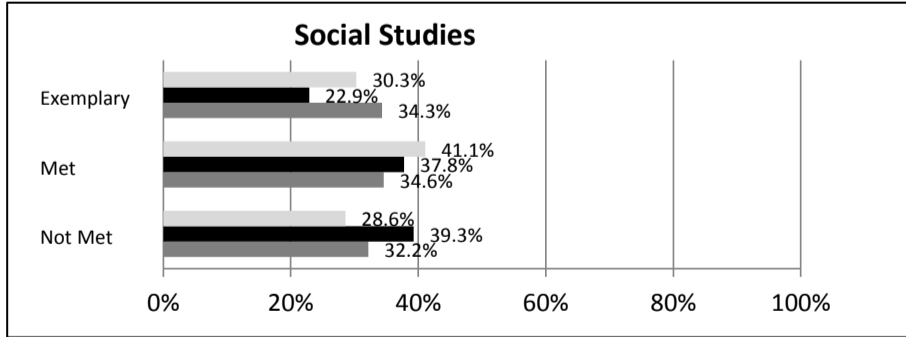
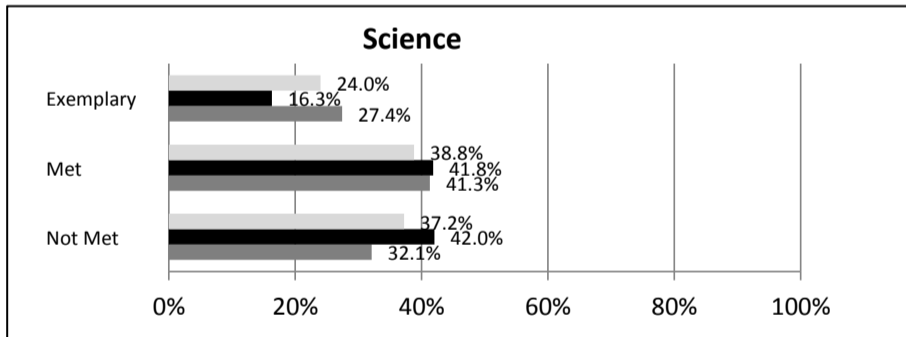
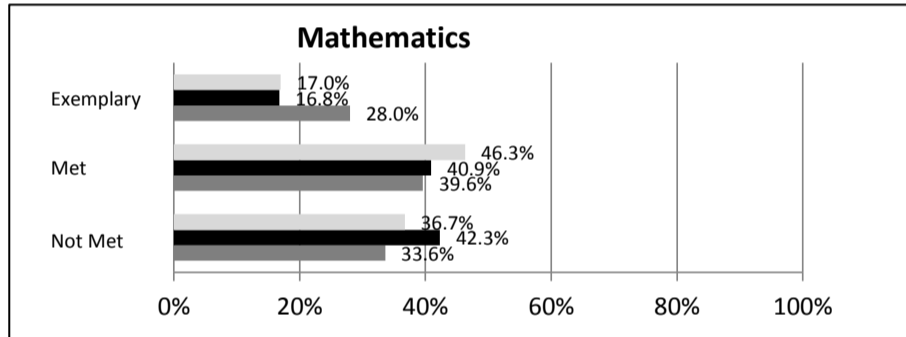
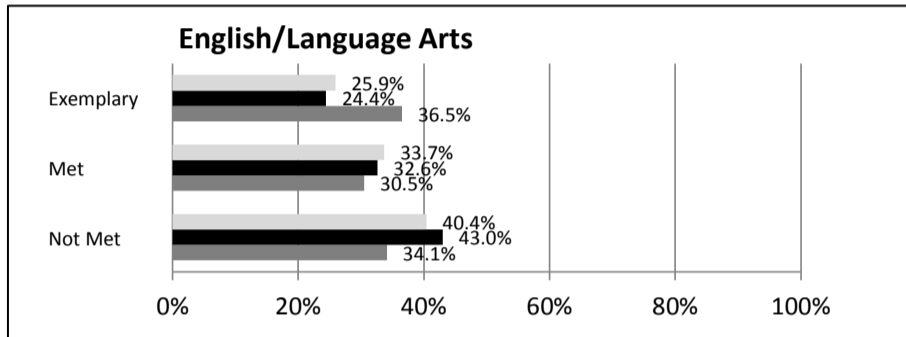
ABSOLUTE RATINGS OF MIDDLE SCHOOLS WITH STUDENTS LIKE OURS*

EXCELLENT	GOOD	AVERAGE	BELOW AVERAGE	AT-RISK
0	0	40	15	1

* Ratings are calculated with data available by 04/27/2015. Schools with Students Like Ours are Middle Schools with Poverty Indices of no more than 5% above or below the index for this school.

SC PASS PERFORMANCE

Our School Middle Schools with Students Like Ours Middle Schools Statewide



NAEP*

*Performance reported for SC and nation, data not available at school level. Percentages at NAEP Achievement Levels.



END OF COURSE TESTS - 2014

% of Students scoring 70 or above on:	Our Middle School	Middle Schools with Students Like Ours
Algebra 1/Math for the Technologies 2	100.0%	96.6%
English 1	100.0%	93.4%
Biology 1	N/A	N/A
US History and the Constitution	N/A	N/A
All Subjects	100.0%	95.9%

SC PERFORMANCE VISION

By 2020 all students will graduate with the knowledge and skills necessary to compete successfully in the global economy, participate in a democratic society and contribute positively as members of families and communities.

Abbreviations Key

N/A-Not Applicable N/AV-Not Available N/C-Not Collected N/R-Not Reported I/S-Insufficient Sample TBD-To Be Determined

**Spaulding Middle School
DARLINGTON COUNTY**

SCHOOL PROFILE

	Our School	Change from Last Year	Middle Schools with Students Like Ours	Median Middle Schools
Students (n = 287)				
Students Enrolled in high school credit courses (grades 7 & 8)	11.7%	Down from 12.4%	17.9%	26.0%
Retention rate	7.0%	Up from 6.3%	1.0%	0.6%
Attendance rate	96.4%	Up from 94.7%	95.9%	96.2%
Served by gifted and talented program	11.9%	Down from 12.9%	12.9%	19.4%
With disabilities	9.1%	Up from 8.7%	15.0%	12.8%
Older than usual for grade	15.1%	Up from 13.6%	6.1%	4.5%
Out-of-school suspensions or expulsions for violent and/or criminal offenses	1.4%	Up from 1.1%	1.0%	0.4%
Annual dropout rate	0.5%	No change	0.0%	0.0%
Teachers (n = 16)				
Teachers with advanced degrees	50.0%	Down from 53.3%	58.3%	61.3%
Continuing contract teachers	75.0%	Down from 86.7%	70.6%	75.9%
Teachers returning from previous year	89.0%	Up from 84.1%	83.2%	85.4%
Teacher attendance rate	95.2%	Up from 94.0%	95.1%	95.2%
Average teacher salary*	\$43,452	Down 2.2%	\$46,467	\$47,081
Classes not taught by highly qualified teachers	0.0%	No change	7.3%	5.8%
Professional development days/teacher	17.4 days	Up from 15.8 days	11.4 days	10.6 days
School				
Principal's years at school	6.0	Up from 5.0	3.5	3.0
Student-teacher ratio in core subjects	26.4 to 1	Down from 28.7 to 1	19.7 to 1	21.5 to 1
Prime instructional time	90.0%	Up from 87.5%	89.7%	90.1%
Opportunities in the arts	Good	No change	Good	Good
SACS accreditation	Yes	No change	Yes	Yes
Parents attending conferences	100.0%	No change	98.7%	99.0%
Character development program	Excellent	No change	Good	Good
Dollars spent per pupil**	\$7,521	Up 2.5%	\$8,528	\$7,616
Percent of expenditures for instruction**	48.8%	Down from 51.0%	60.7%	62.0%
Percent of expenditures for teacher salaries**	48.1%	Up from 48.0%	59.3%	61.3%
ESEA composite index score	75.4	Down from 89.5	66.3	77.9

* Length of contract = 185+ days.

**Prior year audited financial data available.

EVALUATION RESULTS

	Teachers	Students*	Parents*
Number of surveys returned	14	74	26
Percent satisfied with learning environment	100.0%	54.1%	92.3%
Percent satisfied with social and physical environment	100.0%	64.8%	77.8%
Percent satisfied with school-home relations	92.9%	81.0%	77.8%

*Only students at the highest middle school grade level at this school and their parents were included.

Comprehensive detail, including definitions of ratings, performance criteria, and explanations of status, is available on www.ed.sc.gov and www.eoc.sc.gov as well as school and school district websites.

Printed versions are available from school districts upon request.

REPORT OF PRINCIPAL AND SCHOOL IMPROVEMENT COUNCIL

The students of Spaulding Middle School, a South Carolina Title I Distinguished School nominee, are continuously making tremendous gains. Highly effective teachers, challenging, rigorous curricula and engaging, technology-driven, student-centered instruction make Spaulding Middle School a great place for students to achieve at optimal levels. This continues to be our driving force as we increase student achievement in all areas.

On-going, authentic professional development has been an integral component of our goal to provide quality instruction to our students. Teachers participate in weekly professional learning communities to collaborate and plan instruction. In addition, teachers attend local, state, and national professional development sessions. Teachers continue to facilitate high quality, engaging instruction for our students.

Benchmark testing in ELA, math, science, and social studies continues to be a strategy used to measure student progress and provide data on student instructional needs. Measures of Academic Progress (MAP) is administered in ELA and math three times a year. Students participate in individual conferences with teachers to discuss test results and strategies for academic growth. In addition, targeted students are provided with the opportunity to use COMPASS Learning, a computer-based program, to address areas of weakness in math and ELA.

Several of our seventh grade students qualified to participate in the Duke University Talent Identification Program (TIP) Talent Search. In addition, one student was recognized at the state level as a Duke TIP scholar!

Our students are also excelling in extra-curricular activities. Our football team and the boys and girls basketball teams all had successful seasons. The academic challenge team represented our school well in all of its matches and demonstrated excellence in the regional conference. Our top achieving students became eligible for membership in the Junior Beta Club. Our award winning music program continued to offer performing opportunities for our students and has earned numerous awards this year. Eligible students also continue to do well in the Youth Leadership Program sponsored by the Darlington County Community Action Agency. Due to our thriving partnership and continued success of participating students, Spaulding Middle School was the 2013 recipient of the South Carolina Community Action Partnership Award.

Spaulding Middle School, a Title I school-wide site, is committed to providing the children in the Lamar area with a high quality education. We will continue to work toward that goal and appreciate the continued support of community and business members.

Derrick Glover, Principal

Nateisha Taylor, SIC Chairperson

Abbreviations Key

N/A-Not Applicable

N/AV-Not Available

N/C-Not Collected

N/R-Not Reported

I/S-Insufficient Sample

TBD-To Be Determined