



SC Annual School Report Card Summary

Chesterfield-Ruby Middle School
CHESTERFIELD COUNTY
Grades: 6-8 **Enrollment: 437**
Principal: Andrea L. Hampton, Ed. D
Superintendent: J. Harrison Goodwin, Ed. D.
Board Chair: James N. Sweeney

PERFORMANCE

Comprehensive detail, including definitions of ratings, performance criteria, and explanations of status, is available on www.ed.sc.gov and www.eoc.sc.gov as well as school and school district websites. Printed versions are available from school districts upon request.

YEAR	ABSOLUTE RATING	GROWTH RATING	PALMETTO GOLD AND SILVER AWARD		ESEA/FEDERAL ACCOUNTABILITY RATING SYSTEM	
			General Performance	Closing the Gap	ESEA Grade	Accountability Indicator
2014	Average	Average	TBD	TBD	D	Focus
2013	Average	Average	N/A	N/A	C	N/A
2012	Average	Average	N/A	N/A	A	N/A

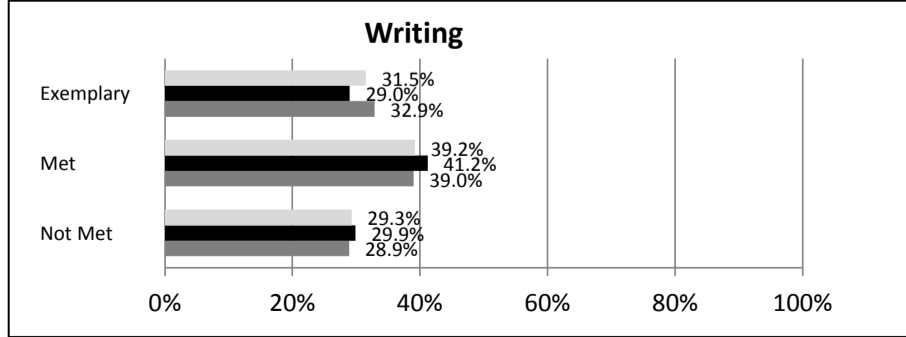
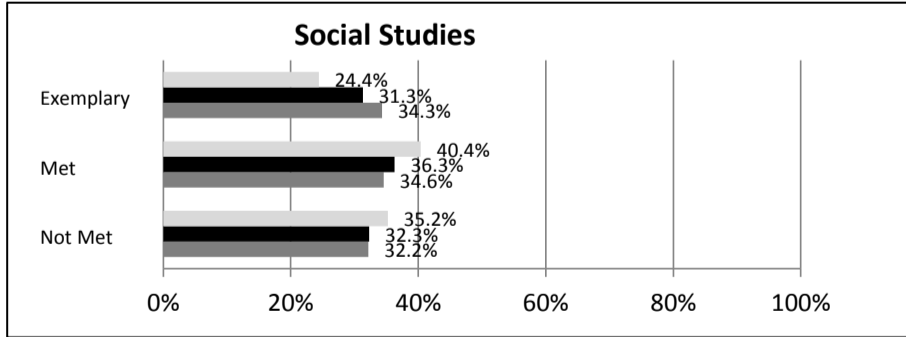
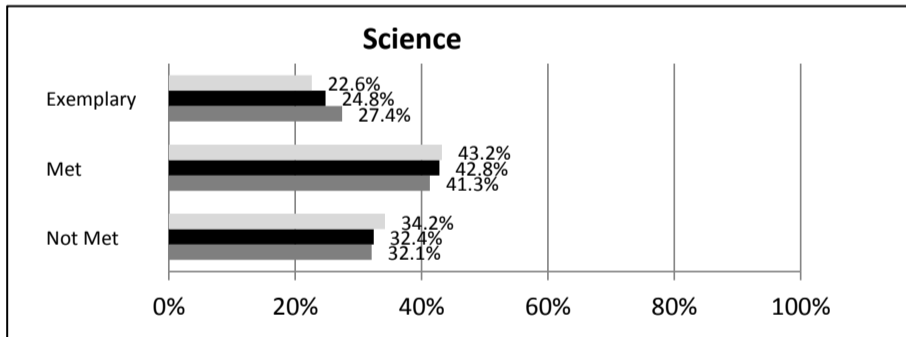
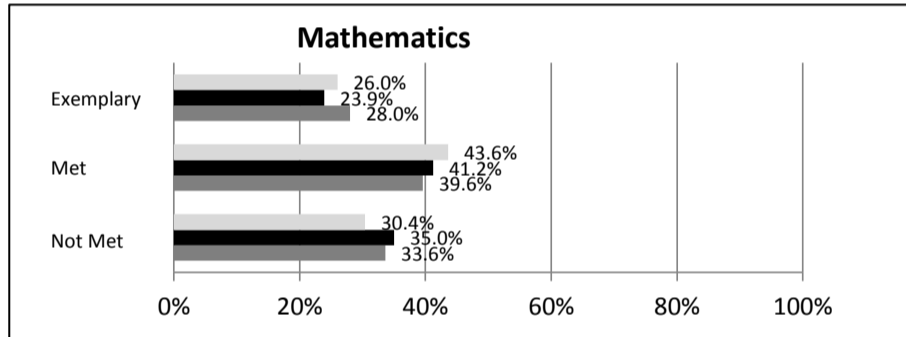
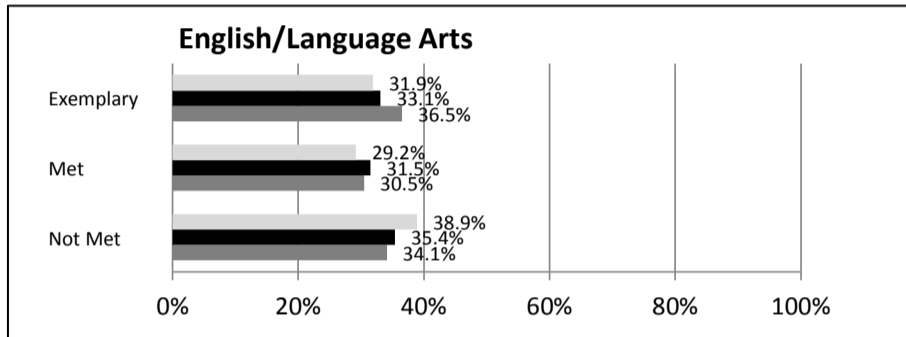
ABSOLUTE RATINGS OF MIDDLE SCHOOLS WITH STUDENTS LIKE OURS*

EXCELLENT	GOOD	AVERAGE	BELOW AVERAGE	AT-RISK
3	8	45	6	0

* Ratings are calculated with data available by 04/27/2015. Schools with Students Like Ours are Middle Schools with Poverty Indices of no more than 5% above or below the index for this school.

SC PASS PERFORMANCE

Our School Middle Schools with Students Like Ours Middle Schools Statewide



NAEP*

*Performance reported for SC and nation, data not available at school level. Percentages at NAEP Achievement Levels.



END OF COURSE TESTS - 2014

% of Students scoring 70 or above on:	Our Middle School	Middle Schools with Students Like Ours
Algebra 1/Math for the Technologies 2	N/A	97.2%
English 1	N/A	97.0%
Biology 1	N/A	N/A
US History and the Constitution	N/A	N/A
All Subjects	N/A	97.0%

SC PERFORMANCE VISION

By 2020 all students will graduate with the knowledge and skills necessary to compete successfully in the global economy, participate in a democratic society and contribute positively as members of families and communities.

Abbreviations Key

N/A-Not Applicable N/AV-Not Available N/C-Not Collected N/R-Not Reported I/S-Insufficient Sample TBD-To Be Determined

**Chesterfield-Ruby Middle School
CHESTERFIELD COUNTY**

SCHOOL PROFILE

	Our School	Change from Last Year	Middle Schools with Students Like Ours	Median Middle Schools
Students (n = 437)				
Students Enrolled in high school credit courses (grades 7 & 8)	0.0%	No change	24.4%	26.0%
Retention rate	1.1%	Up from 0.7%	0.9%	0.6%
Attendance rate	96.8%	Up from 96.0%	96.1%	96.2%
Served by gifted and talented program	23.6%	Down from 23.7%	17.3%	19.4%
With disabilities	10.5%	Up from 10.0%	13.8%	12.8%
Older than usual for grade	3.2%	Down from 3.8%	5.5%	4.5%
Out-of-school suspensions or expulsions for violent and/or criminal offenses	0.0%	Down from 0.2%	0.5%	0.4%
Annual dropout rate	0.0%	No change	0.0%	0.0%
Teachers (n = 25)				
Teachers with advanced degrees	60.0%	No change	59.3%	61.3%
Continuing contract teachers	76.0%	No change	76.4%	75.9%
Teachers returning from previous year	92.6%	Up from 85.9%	84.5%	85.4%
Teacher attendance rate	93.6%	Down from 95.4%	94.9%	95.2%
Average teacher salary*	\$43,818	Up 2.1%	\$46,448	\$47,081
Classes not taught by highly qualified teachers	8.1%	Up from 3.9%	6.6%	5.8%
Professional development days/teacher	41.8 days	Down from 45.4 days	12.0 days	10.6 days
School				
Principal's years at school	10.0	Up from 9.0	5.0	3.0
Student-teacher ratio in core subjects	23.0 to 1	Down from 30.5 to 1	21.2 to 1	21.5 to 1
Prime instructional time	89.0%	Down from 95.0%	89.9%	90.1%
Opportunities in the arts	Good	No change	Good	Good
SACS accreditation	Yes	No change	Yes	Yes
Parents attending conferences	100.0%	Up from 91.9%	99.0%	99.0%
Character development program	Good	Up from Average	Good	Good
Dollars spent per pupil**	\$6,739	Up 5.3%	\$7,598	\$7,616
Percent of expenditures for instruction**	55.4%	Up from 55.0%	61.9%	62.0%
Percent of expenditures for teacher salaries**	54.2%	Up from 54.0%	61.5%	61.3%
ESEA composite index score	68.7	Down from 74.6	75.2	77.9

* Length of contract = 185+ days.

**Prior year audited financial data available.

EVALUATION RESULTS

	Teachers	Students*	Parents*
Number of surveys returned	30	159	58
Percent satisfied with learning environment	96.7%	81.1%	94.8%
Percent satisfied with social and physical environment	96.5%	85.4%	87.9%
Percent satisfied with school-home relations	100.0%	81.6%	73.7%

*Only students at the highest middle school grade level at this school and their parents were included.

Comprehensive detail, including definitions of ratings, performance criteria, and explanations of status, is available on www.ed.sc.gov and www.eoc.sc.gov as well as school and school district websites.

Printed versions are available from school districts upon request.

REPORT OF PRINCIPAL AND SCHOOL IMPROVEMENT COUNCIL

At Chesterfield-Ruby Middle School, EXCELLENCE IS OUR STANDARD! High expectations, a committed faculty/staff, and strong parental/ community involvement makes Chesterfield-Ruby Middle School stand out as one of the best middle schools in Chesterfield County! Our school proudly served over 445 students during the 2013-2014 school year with a staff of 58 individuals committed to supporting our mission to produce Challenged, Responsible, Motivated Students by providing an EXCELLENT education to every student!!

We understand that effective reading practices are key to academic success in all areas. Due to this knowledge, we re-evaluated our library collection and increased our collection by twenty-percent, adding more high-interest and non-fiction. We also implemented a school wide RAM (Reading and More) program that included starting each day with 20 minutes of independent reading and students reflecting on what they read in readers' notebooks. We also restructured our master schedule to incorporate 45 minutes of enrichment time focusing on addressing skill needs as a part of our RTI initiative.

As an entire school family we participated in professional development aimed at us prepare for full implementation of Common Core State Standards and high progress literacy classrooms.

We continued our Red Carpet tradition by hosting various events aimed at fostering collaboration and positive character development. Events included a Back to School Family Fun Night, Career Fair and monthly career speakers, Parenting Workshops, Grandparent's Day Breakfast, Veteran's Day Parade and Luncheon, Student-Faculty Basketball Game and a Middle School Completion Ceremony. Our entire school family sponsored a Relay for Life Team and donated over \$10,000.00 to the American Cancer Society.

We recognized nine Duke Scholars, five South Carolina Junior Scholars and forty-two Presidential Excellence Recipients. Over forty-five percent of the student body earned recognition as Honor Roll students for the entire year. Finally, our Media Specialist, Kitt Lisenby, was named the SC State Media Specialist of the Year.

We take pride in pursuing excellence and being CHAMPIONS FOR ALL CHILDREN!

Andrea L. Hampton, Ed.D, Principal

Doug Johnson, SIC Chairperson

Abbreviations Key

N/A-Not Applicable

N/AV-Not Available

N/C-Not Collected

N/R-Not Reported

I/S-Insufficient Sample

TBD-To Be Determined