



SC Annual School Report Card Summary

New Heights Middle
CHESTERFIELD COUNTY
Grades: 6-8 Enrollment: 527
Principal: Matthew D. Scandrol
Superintendent: J. Harrison Goodwin, Ed. D.
Board Chair: James N. Sweeney

PERFORMANCE

Comprehensive detail, including definitions of ratings, performance criteria, and explanations of status, is available on www.ed.sc.gov and www.eoc.sc.gov as well as school and school district websites. Printed versions are available from school districts upon request.

YEAR	ABSOLUTE RATING	GROWTH RATING	PALMETTO GOLD AND SILVER AWARD		ESEA/FEDERAL ACCOUNTABILITY RATING SYSTEM	
			General Performance	Closing the Gap	ESEA Grade	Accountability Indicator
2014	Average	Average	TBD	TBD	D	N/A
2013	Average	Average	N/A	N/A	D	N/A
2012	Average	Excellent	GOLD	N/A	A	Reward

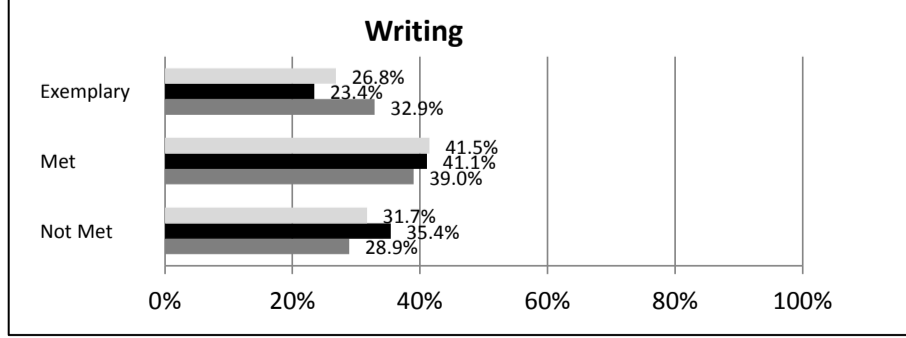
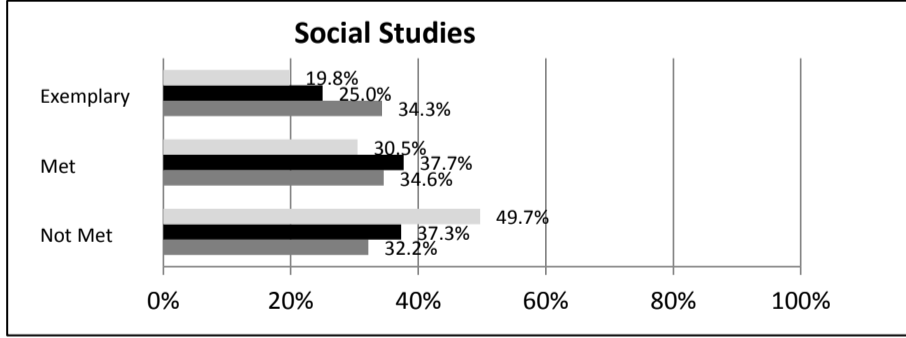
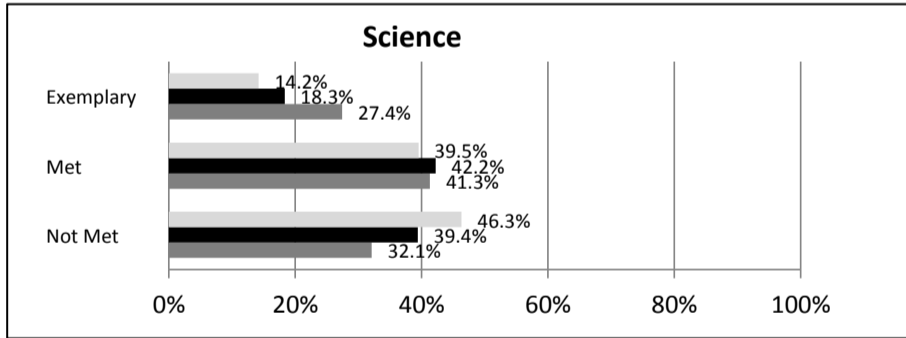
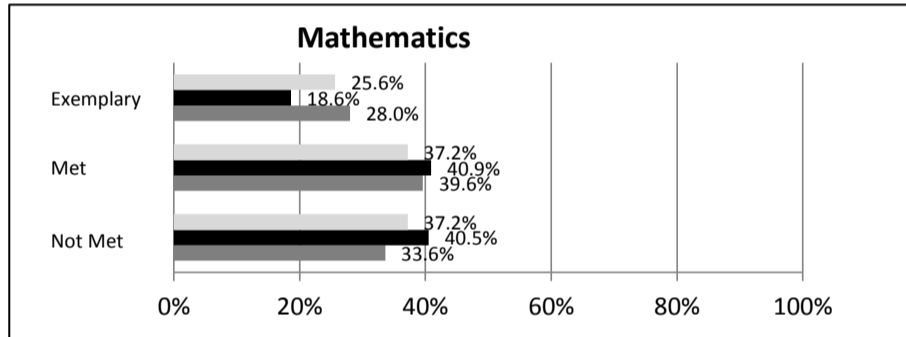
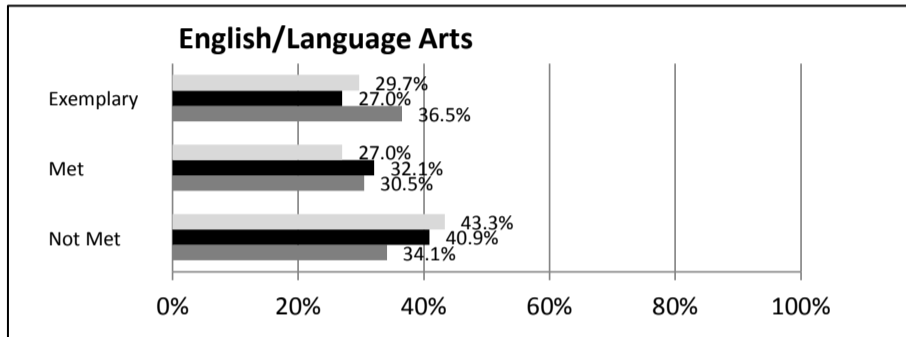
ABSOLUTE RATINGS OF MIDDLE SCHOOLS WITH STUDENTS LIKE OURS*

EXCELLENT	GOOD	AVERAGE	BELOW AVERAGE	AT-RISK
0	1	48	12	0

* Ratings are calculated with data available by 04/27/2015. Schools with Students Like Ours are Middle Schools with Poverty Indices of no more than 5% above or below the index for this school.


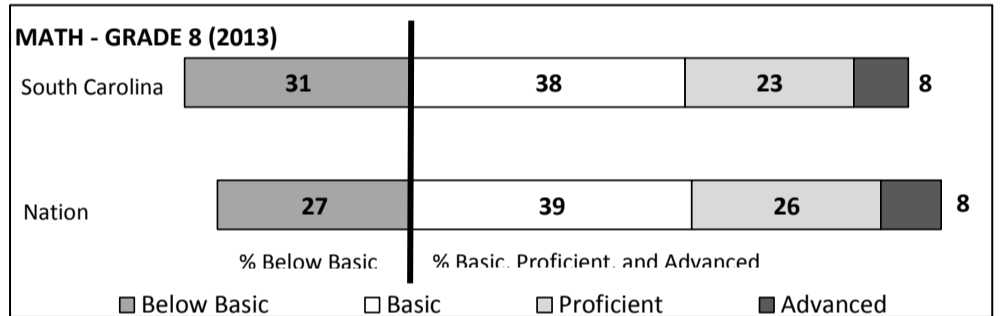

SC PASS PERFORMANCE

Our School Middle Schools with Students Like Ours Middle Schools Statewide



NAEP*

*Performance reported for SC and nation, data not available at school level. Percentages at NAEP Achievement Levels.



END OF COURSE TESTS - 2014

% of Students scoring 70 or above on:	Our Middle School	Middle Schools with Students Like Ours
Algebra 1/Math for the Technologies 2	N/A	96.5%
English 1	N/A	94.8%
Biology 1	N/A	N/A
US History and the Constitution	N/A	N/A
All Subjects	N/A	96.4%

SC PERFORMANCE VISION

By 2020 all students will graduate with the knowledge and skills necessary to compete successfully in the global economy, participate in a democratic society and contribute positively as members of families and communities.

Abbreviations Key

N/A-Not Applicable N/AV-Not Available N/C-Not Collected N/R-Not Reported I/S-Insufficient Sample TBD-To Be Determined

**New Heights Middle
CHESTERFIELD COUNTY**

SCHOOL PROFILE

	Our School	Change from Last Year	Middle Schools with Students Like Ours	Median Middle Schools
Students (n = 527)				
Students Enrolled in high school credit courses (grades 7 & 8)	4.9%	Up from 3.2%	19.6%	26.0%
Retention rate	2.9%	Down from 3.5%	0.8%	0.6%
Attendance rate	96.1%	Up from 94.8%	95.9%	96.2%
Served by gifted and talented program	23.6%	Up from 17.7%	14.3%	19.4%
With disabilities	9.1%	Up from 8.1%	14.5%	12.8%
Older than usual for grade	4.1%	Down from 5.9%	5.4%	4.5%
Out-of-school suspensions or expulsions for violent and/or criminal offenses	0.0%	Down from 0.2%	0.9%	0.4%
Annual dropout rate	1.4%	No change	0.0%	0.0%
Teachers (n = 31)				
Teachers with advanced degrees	48.4%	Down from 60.6%	58.3%	61.3%
Continuing contract teachers	64.5%	Down from 69.7%	72.3%	75.9%
Teachers returning from previous year	80.2%	Down from 84.2%	83.2%	85.4%
Teacher attendance rate	91.3%	Down from 91.6%	95.1%	95.2%
Average teacher salary*	\$44,877	Down 0.3%	\$46,803	\$47,081
Classes not taught by highly qualified teachers	24.3%	Up from 12.5%	6.5%	5.8%
Professional development days/teacher	7.9 days	Up from 3.2 days	11.5 days	10.6 days
School				
Principal's years at school	2.0	Up from 1.0	3.0	3.0
Student-teacher ratio in core subjects	20.8 to 1	Down from 24.4 to 1	20.4 to 1	21.5 to 1
Prime instructional time	85.2%	Down from 85.4%	89.7%	90.1%
Opportunities in the arts	Good	No change	Good	Good
SACS accreditation	Yes	No change	Yes	Yes
Parents attending conferences	99.8%	Up from 98.4%	98.8%	99.0%
Character development program	Below Average	Down from Good	Good	Good
Dollars spent per pupil**	\$6,782	Up 1.2%	\$7,803	\$7,616
Percent of expenditures for instruction**	66.9%	Down from 67.0%	61.9%	62.0%
Percent of expenditures for teacher salaries**	66.6%	Up from 66.0%	60.4%	61.3%
ESEA composite index score	69.0	Up from 63.7	68.8	77.9

* Length of contract = 185+ days.

**Prior year audited financial data available.

EVALUATION RESULTS

	Teachers	Students*	Parents*
Number of surveys returned	36	149	3
Percent satisfied with learning environment	50.0%	57.0%	-4.0%
Percent satisfied with social and physical environment	73.0%	73.5%	-4.0%
Percent satisfied with school-home relations	59.4%	80.2%	-4.0%

*Only students at the highest middle school grade level at this school and their parents were included.

Comprehensive detail, including definitions of ratings, performance criteria, and explanations of status, is available on www.ed.sc.gov and www.eoc.sc.gov as well as school and school district websites.

Printed versions are available from school districts upon request.

REPORT OF PRINCIPAL AND SCHOOL IMPROVEMENT COUNCIL

At New Heights Middle School our vision is to provide a rigorous, stimulating, challenging, and supportive academic environment. We are committed to providing a safe and healthy learning environment advantageous to the growth and development of students.

Our 100% highly qualified faculty utilizes a variety of differentiated instructional methods and technology-based strategies to facilitate student learning. The faculty continues to learn and grow to implement common core learning standards to create even greater student success!

Instruction is guided by relevant student-centered lessons that seek to engage students and keep them active in the learning process. All lessons are aligned with the South Carolina teaching standards and are supported by the common core literacy standards in accordance with curriculum guides approved by South Carolina common core state standards in ELA, SS/History, Science, and Technology.

This year's absolute school rating was once again improved and our expectations for next year are just as high. New Heights Middle was awarded with Palmetto Gold! This award is given by the S.C. State Department of Education to schools for high levels of academic achievement and high rates of improvement. We will continue to concentrate on the essentials of curriculum implementing common core teaching and learning standards while maintaining our joy of teaching and learning with a purpose. In our learning environment we facilitate respect for one another while modeling an appreciation for our differences. We encourage one another, to reach out to our community and grow, so that individuals reach their potential and students develop into confident and successful learners.

Keeping in sync with our community provided the opportunity for our students, faculty and parents to be involved in a variety of community based activities. Our PTO family nights on September 13th, December 6th, May 2nd and May 23rd had in attendance an average of 150 families.

We continue to address our needs based on student data. Student recognition for contest winners and athletic achievements are significant as well to our student's achievement and growth into productive citizens. Our media center is current with the purchase of 1000 new books this year and competitive with latest technology with the addition of ten iPad tablets. Students continue to benefit from computer based educational programs including the ALEKS Program in math.

Our Career Center assesses our student's aptitudes and interests, matching them with careers in which they would be competitive and prosperous. Our Individual Graduation Plans are created for all 8th graders and with the support of their parents we are looking forward to great success for our student's future endeavors.

Our Arts program includes High School Marching Band and Color Guard, Art, Chorus, and Drama Club. Our Hawk News/Broadcasting Team continues to provide students with service learning credit and real world experiences by publishing a quarterly full-page publication in our local newspaper. Our service learning programs include student elections, food drive, Relay for Life, and St. Jude Math-A-Thon. Our Career Day, Black History Month, and Veterans Day programs featured guest speakers from our community.

Abbreviations Key

N/A-Not Applicable

N/AV-Not Available

N/C-Not Collected

N/R-Not Reported

I/S-Insufficient Sample

TBD-To Be Determined