



SC Annual School Report Card Summary

McBee High
 CHESTERFIELD COUNTY
 Grades: 7-12 Enrollment: 507
 Principal: Dennis McDaniel
 Superintendent: J. Harrison Goodwin, Ed. D.
 Board Chair: James N. Sweeney

PERFORMANCE

Comprehensive detail, including definitions of ratings, performance criteria, and explanations of status, is available on www.ed.sc.gov and www.eoc.sc.gov as well as school and school district websites. Printed versions are available from school districts upon request.

YEAR	ABSOLUTE RATING	GROWTH RATING	PALMETTO GOLD AND SILVER AWARD		ESEA/FEDERAL ACCOUNTABILITY RATING SYSTEM	
			General Performance	Closing the Gap	ESEA Grade	Accountability Indicator
2014	Average	Average	TBD	TBD	C	N/A
2013	Average	Average	N/A	N/A	C	N/A
2012	Average	Average	GOLD	N/A	B	N/A

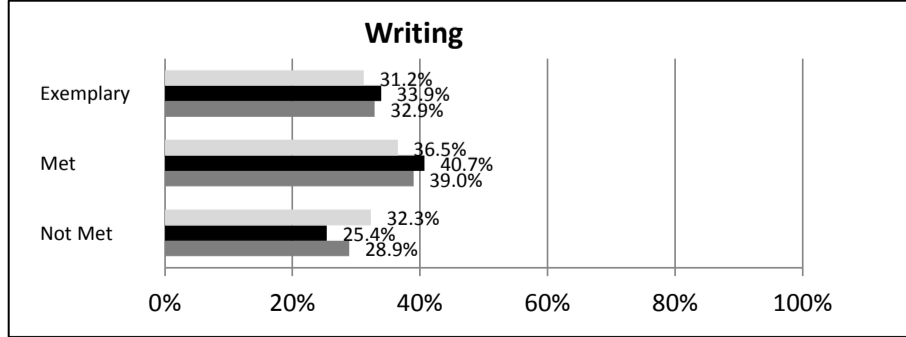
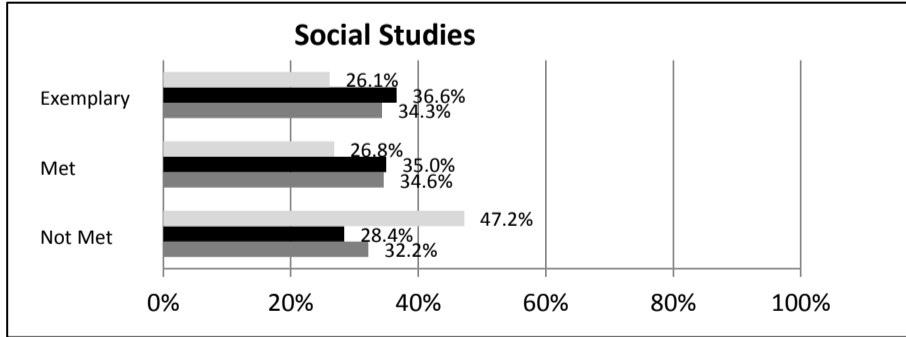
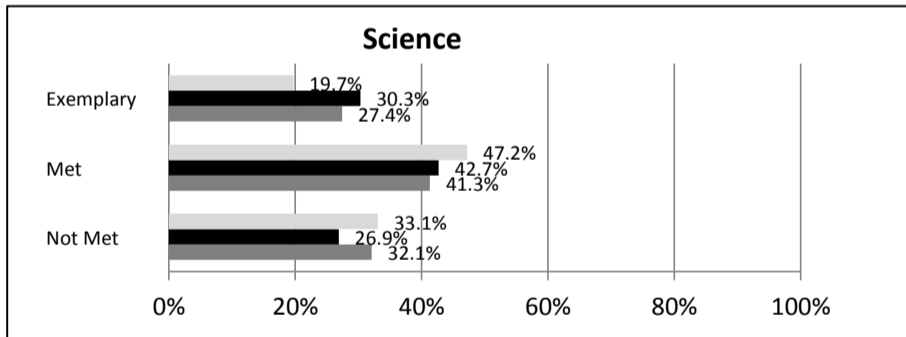
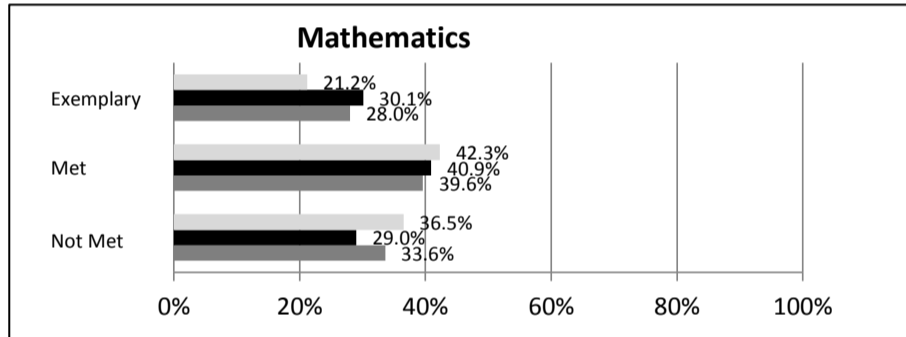
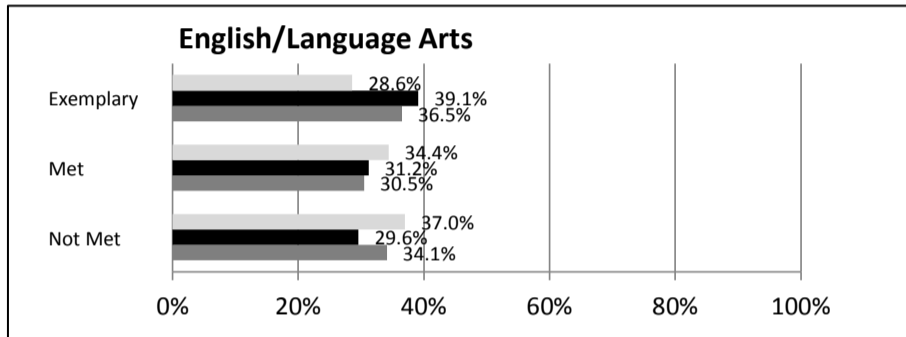
ABSOLUTE RATINGS OF MIDDLE SCHOOLS WITH STUDENTS LIKE OURS*

EXCELLENT	GOOD	AVERAGE	BELOW AVERAGE	AT-RISK
8	20	30	2	0

* Ratings are calculated with data available by 04/27/2015. Schools with Students Like Ours are Middle Schools with Poverty Indices of no more than 5% above or below the index for this school.

SC PASS PERFORMANCE

Our School Middle Schools with Students Like Ours Middle Schools Statewide



NAEP*

*Performance reported for SC and nation, data not available at school level. Percentages at NAEP Achievement Levels.



END OF COURSE TESTS - 2014

% of Students scoring 70 or above on:	Our Middle School	Middle Schools with Students Like Ours
Algebra 1/Math for the Technologies 2	N/A	98.4%
English 1	N/A	95.5%
Biology 1	N/A	N/A
US History and the Constitution	N/A	N/A
All Subjects	N/A	98.0%

SC PERFORMANCE VISION

By 2020 all students will graduate with the knowledge and skills necessary to compete successfully in the global economy, participate in a democratic society and contribute positively as members of families and communities.

Abbreviations Key

N/A-Not Applicable N/AV-Not Available N/C-Not Collected N/R-Not Reported I/S-Insufficient Sample TBD-To Be Determined

**McBee High
CHESTERFIELD COUNTY**

SCHOOL PROFILE

	Our School	Change from Last Year	Middle Schools with Students Like Ours	Median Middle Schools
Students (n = 507)				
Students Enrolled in high school credit courses (grades 7 & 8)	0.0%	No change	33.7%	26.0%
Retention rate	4.6%	Up from 4.4%	0.9%	0.6%
Attendance rate	95.3%	Up from 95.0%	96.0%	96.2%
Served by gifted and talented program	16.4%	Down from 21.4%	21.5%	19.4%
With disabilities	10.0%	No change	12.9%	12.8%
Older than usual for grade	9.8%	Down from 10.0%	4.6%	4.5%
Out-of-school suspensions or expulsions for violent and/or criminal offenses	0.0%	Down from 1.0%	0.5%	0.4%
Annual dropout rate	0.0%	No change	0.0%	0.0%
Teachers (n = 31)				
Teachers with advanced degrees	51.6%	Down from 56.3%	64.4%	61.3%
Continuing contract teachers	83.9%	Down from 90.6%	80.6%	75.9%
Teachers returning from previous year	91.3%	Up from 90.1%	87.1%	85.4%
Teacher attendance rate	94.8%	Up from 93.2%	95.1%	95.2%
Average teacher salary*	\$47,696	Down 0.1%	\$48,467	\$47,081
Classes not taught by highly qualified teachers	0.0%	No change	3.1%	5.8%
Professional development days/teacher	2.9 days	Down from 3.4 days	11.2 days	10.6 days
School				
Principal's years at school	5.0	Up from 4.0	4.0	3.0
Student-teacher ratio in core subjects	27.6 to 1	Up from 24.9 to 1	23.5 to 1	21.5 to 1
Prime instructional time	88.5%	Up from 85.9%	90.0%	90.1%
Opportunities in the arts	Good	No change	Good	Good
SACS accreditation	Yes	No change	Yes	Yes
Parents attending conferences	100.0%	Up from 99.7%	99.0%	99.0%
Character development program	Average	No change	Good	Good
Dollars spent per pupil**	\$8,027	Up 5.0%	\$7,377	\$7,616
Percent of expenditures for instruction**	61.6%	Down from 62.0%	62.6%	62.0%
Percent of expenditures for teacher salaries**	61.1%	Up from 61.0%	61.1%	61.3%
ESEA composite index score	73.9	Down from 75.1	81.4	77.9

* Length of contract = 185+ days.

**Prior year audited financial data available.

EVALUATION RESULTS

	Teachers	Students*	Parents*
Number of surveys returned	N/A	N/A	N/A
Percent satisfied with learning environment	N/A	N/A	N/A
Percent satisfied with social and physical environment	N/A	N/A	N/A
Percent satisfied with school-home relations	N/A	N/A	N/A

*Only students at the highest middle school grade level at this school and their parents were included.

Comprehensive detail, including definitions of ratings, performance criteria, and explanations of status, is available on www.ed.sc.gov and www.eoc.sc.gov as well as school and school district websites.

Printed versions are available from school districts upon request.

REPORT OF PRINCIPAL AND SCHOOL IMPROVEMENT COUNCIL

The 2013-14 school year has been especially successful. In all areas – arts, academics, and athletics – we have worked hard to excel and achieve the best possible results. Excellence is always our goal.

Academically, MHS students and teachers have worked extremely hard to teach and master standards and participate in productive learning and growth experiences. Our seniors continue to be competitive with expected graduates from other schools, as evidenced by the large number of scholarships and recognitions, both already received and anticipated. Such recognitions are not unique to our senior class, but rather are noticed through all of the 7-12 classifications. Ancillary organizations, such as FBLA and FFA, further use academics as the base for their programs and achieve similar successes in state and national competitions. In short, our academic programs are extremely competitive with other schools, and in many ways exceed them.

The music department continues to be a perfect example of striving for excellence. The “Spirit” marching band continues to grow into one of the finest band programs in the area. Other ensembles achieved similar accolades, with many students being named to honors ensembles in both the region and the state. Coupled with successes in the art program, which produced several contest winners in county and regional competitions, it is fair to say that the arts programs are a great benefit to our school.

Lastly, our athletic programs also have achieved great success. Several programs have had successful seasons which included qualifying for post-season play and advancement therein. Both individually and collectively, our student-athletes have demonstrated hard work, determination, and sportsmanship (the most important of these elements) as they have represented our school on the athletic fields and courts. Overall, this has been a very successful outgrowth of our classroom experience.

Unquestionably, McBee High is one of the finest schools in Chesterfield County, in the Pee Dee region, and in the state of South Carolina. Most assuredly, the accomplishments mentioned above are indicative of dedicated teachers and coaches reaching out to touch the lives of young people. It is further indicative of students and parents joining teachers in this effort as the most important component of success. And, most importantly, this shows that we are meeting our mission “to prepare students to meet goals for future education and employment, to become contributing members of their diverse communities, and to develop lifelong habits of learning and self-discipline.”

Abbreviations Key

N/A-Not Applicable

N/AV-Not Available

N/C-Not Collected

N/R-Not Reported

I/S-Insufficient Sample

TBD-To Be Determined