



SC Annual School Report Card Summary

St. Matthews K8
 CALHOUN COUNTY
 Grades: PK-8 Enrollment: 674
 Principal: Barry Charley
 Superintendent: Dr. Steve Wilson
 Board Chair: Mr. Gary Porth

PERFORMANCE

Comprehensive detail, including definitions of ratings, performance criteria, and explanations of status, is available on www.ed.sc.gov and www.eoc.sc.gov as well as school and school district websites. Printed versions are available from school districts upon request.

YEAR	ABSOLUTE RATING	GROWTH RATING	PALMETTO GOLD AND SILVER AWARD		ESEA/FEDERAL ACCOUNTABILITY RATING SYSTEM	
			General Performance	Closing the Gap	ESEA Grade	Accountability Indicator
2014	Average	Below Average	TBD	TBD	C	N/A
2013	Average	Average	N/A	N/A	B	Reward
2012	Average	Good	SILVER	N/A	B	N/A

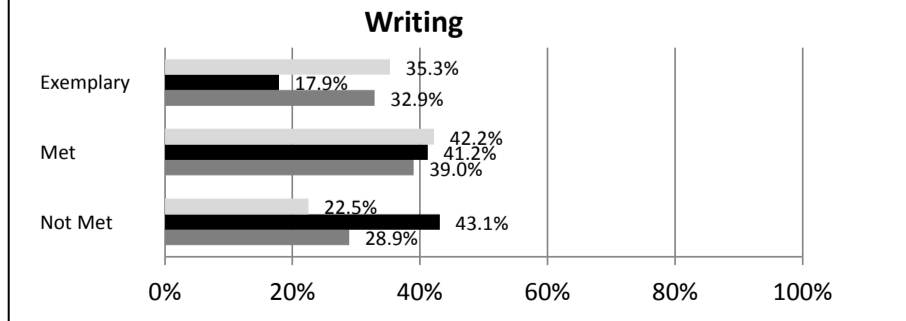
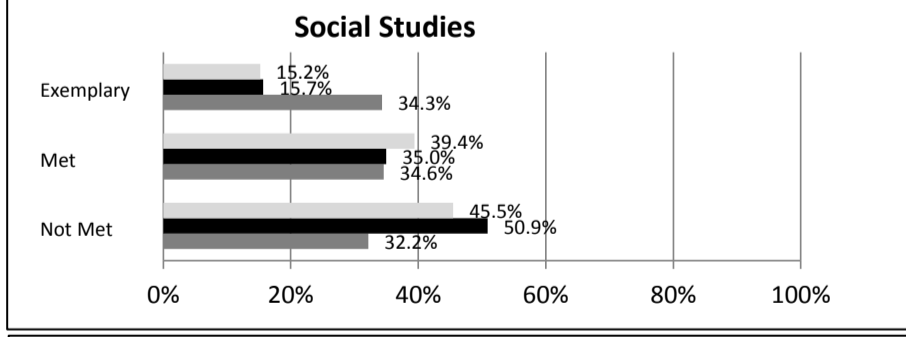
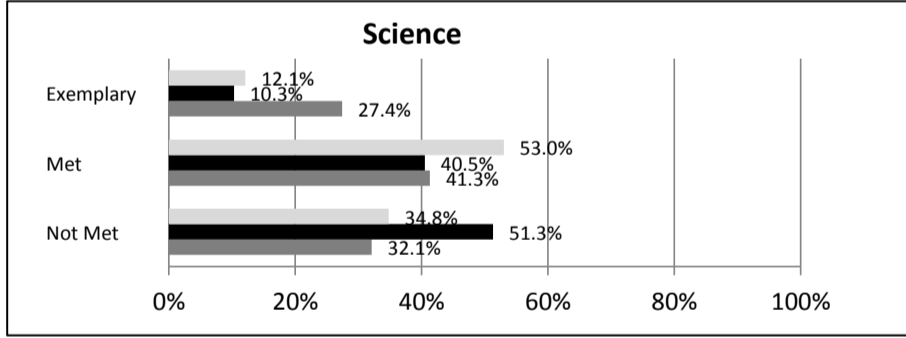
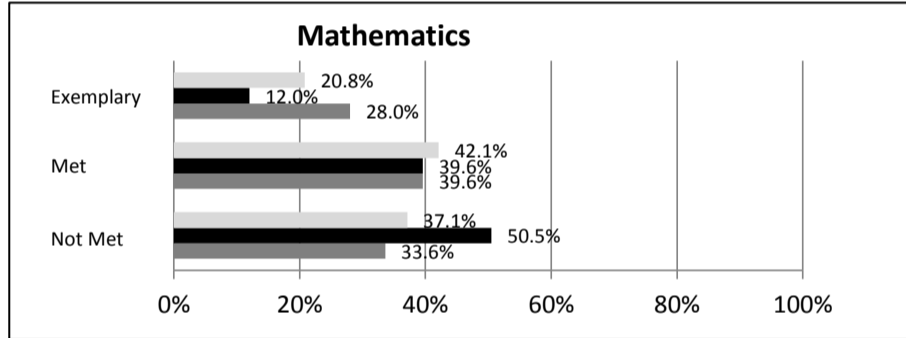
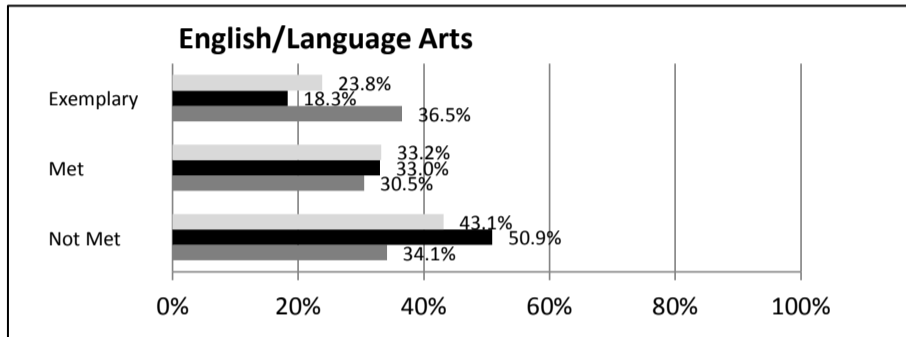
ABSOLUTE RATINGS OF MIDDLE SCHOOLS WITH STUDENTS LIKE OURS*

EXCELLENT	GOOD	AVERAGE	BELOW AVERAGE	AT-RISK
0	0	14	28	14

* Ratings are calculated with data available by 04/27/2015. Schools with Students Like Ours are Middle Schools with Poverty Indices of no more than 5% above or below the index for this school.

SC PASS PERFORMANCE

Our School Middle Schools with Students Like Ours Middle Schools Statewide



NAEP*

*Performance reported for SC and nation, data not available at school level. Percentages at NAEP Achievement Levels.



END OF COURSE TESTS - 2014

% of Students scoring 70 or above on:	Our Middle School	Middle Schools with Students Like Ours
Algebra 1/Math for the Technologies 2	86.4%	94.3%
English 1	95.5%	84.9%
Biology 1	N/A	N/A
US History and the Constitution	N/A	N/A
All Subjects	90.9%	92.3%

SC PERFORMANCE VISION

By 2020 all students will graduate with the knowledge and skills necessary to compete successfully in the global economy, participate in a democratic society and contribute positively as members of families and communities.

Abbreviations Key

N/A-Not Applicable N/AV-Not Available N/C-Not Collected N/R-Not Reported I/S-Insufficient Sample TBD-To Be Determined

**St. Matthews K8
CALHOUN COUNTY**

SCHOOL PROFILE

	Our School	Change from Last Year	Middle Schools with Students Like Ours	Median Middle Schools
Students (n = 674)				
Students Enrolled in high school credit courses (grades 7 & 8)	15.3%	Down from 16.1%	14.8%	26.0%
Retention rate	2.5%	Up from 2.2%	0.6%	0.6%
Attendance rate	96.9%	No change	95.6%	96.2%
Served by gifted and talented program	7.2%	Up from 7.1%	7.2%	19.4%
With disabilities	14.2%	Up from 12.1%	16.4%	12.8%
Older than usual for grade	4.7%	No change	7.2%	4.5%
Out-of-school suspensions or expulsions for violent and/or criminal offenses	0.0%	Down from 0.2%	0.5%	0.4%
Annual dropout rate	0.0%	No change	0.0%	0.0%
Teachers (n = 45)				
Teachers with advanced degrees	64.4%	Up from 63.6%	60.0%	61.3%
Continuing contract teachers	84.4%	Up from 84.1%	60.0%	75.9%
Teachers returning from previous year	91.2%	Down from 91.3%	77.0%	85.4%
Teacher attendance rate	95.8%	No change	95.3%	95.2%
Average teacher salary*	\$48,857	Down 0.5%	\$45,245	\$47,081
Classes not taught by highly qualified teachers	3.3%	Up from 0.0%	12.1%	5.8%
Professional development days/teacher	7.5 days	Up from 6.9 days	9.2 days	10.6 days
School				
Principal's years at school	4.0	Up from 3.0	3.0	3.0
Student-teacher ratio in core subjects	18.6 to 1	Up from 15.2 to 1	17.8 to 1	21.5 to 1
Prime instructional time	91.2%	Down from 91.5%	89.6%	90.1%
Opportunities in the arts	Good	No change	Good	Good
SACS accreditation	Yes	No change	Yes	Yes
Parents attending conferences	100.0%	No change	98.3%	99.0%
Character development program	Good	Down from Excellent	Good	Good
Dollars spent per pupil**	\$7,364	Up 0.7%	\$9,693	\$7,616
Percent of expenditures for instruction**	69.8%	Up from 69.0%	55.8%	62.0%
Percent of expenditures for teacher salaries**	69.0%	No change	55.1%	61.3%
ESEA composite index score	73.4	Down from 83.4	55.0	77.9

* Length of contract = 185+ days.

**Prior year audited financial data available.

EVALUATION RESULTS

	Teachers	Students*	Parents*
Number of surveys returned	3	71	30
Percent satisfied with learning environment	-4.0%	73.3%	83.4%
Percent satisfied with social and physical environment	-4.0%	86.3%	80.0%
Percent satisfied with school-home relations	-4.0%	90.1%	51.7%

*Only students at the highest middle school grade level at this school and their parents were included.

Comprehensive detail, including definitions of ratings, performance criteria, and explanations of status, is available on www.ed.sc.gov and www.eoc.sc.gov as well as school and school district websites.

Printed versions are available from school districts upon request.

REPORT OF PRINCIPAL AND SCHOOL IMPROVEMENT COUNCIL

The mission of St. Matthews K-8 School, united with parents and community, is to provide a conducive learning environment that challenges all students to reach their potential for success in a rapidly changing global society.

St. Matthews K-8 offers a diverse instructional program designed to prepare students to become viable, responsible and intelligent citizens. The instructional staff provides “hands-on”, technology-based instruction that is meaningful, relevant, and prompts critical thinking skills.

Staff development sessions and academic workshops in the content areas focusing on standardized testing were conducted. Tutorial sessions and after school tutoring were offered to all students. Reading initiatives were introduced, and writing across the curriculum was embraced. During school-wide and grade-level presentations, students were presented with academic and behavioral data, as well as noted accomplishments, to keep them aware of the overall performance of our school and the areas of concern.

We had many accomplishments to be proud of; Writing Essay Winners; Science Winners; Math Fest Winners, Consortium of the Arts members; Educational Talent Search through Claflin University; FFVP Grant; Duke Scholars and R.I.D.D.E Winners.

Our students were provided an array of academic, club, and athletic opportunities beyond the traditional classroom such as: Accelerated Math; Accelerated Reading; Student Council; National Junior Beta Club; Science Fair; Character Education Program; After-School Enrichment; Black History Month Celebration; Veteran’s Day Recognition; Field trips; Job shadowing; Special Olympics; Gentleman’s Club; Mentoring Program; Just Say No Club; Recycling Club; Yearbook; Montessori Arts and Crafts Club; Math Madness; DARE; Wee Deliver Mail System; Book Club; Read Across America; and Middle School athletics of cheerleading, football, and basketball.

Every teacher was afforded a lap top, smart board, projector, and document camera. The teachers utilized various instructional technologies to enhance student learning such as: Think Link, Study Island, USA Test Prep, Waterford, Achieve 3000, Education City, Brain Pop, Math, Renaissance Learning, and Quiz Hub. The faculty and staff undertook the transition well from SASI to Power Teacher and Power School.

Here at St. Matthews K-8 School, we were fortunate to have active community involvement and outreach programs such as: School Volunteer Program, March of Dimes; Relay for Life; canned food drive; Adopt a family; Community Thanksgiving Dinner; St. Jude Research Hospital Fund Drive; Family partnership; Teacher Cadets from Calhoun County High School; and finally but not least of all, our community involvement and support from our School Improvement Council and PTSA were excellent.

In closing, we would like to extend a special thanks to our district, school volunteers, faculty and staff, community, and students for their continued effort and support. St. Matthews K-8 could not have been successful without our stakeholders.

Barry Charley, Principal

Eloise Guinyard, School Improvement Council, Chair

Abbreviations Key

N/A-Not Applicable

N/AV-Not Available

N/C-Not Collected

N/R-Not Reported

I/S-Insufficient Sample

TBD-To Be Determined