



SC Annual School Report Card Summary

Bluffton Middle
BEAUFORT COUNTY
Grades: 6-7
Principal: Pat Freda
Superintendent: Dr. Jeffrey Moss
Board Chair: Bill Evans

Enrollment: 1,076

PERFORMANCE

Comprehensive detail, including definitions of ratings, performance criteria, and explanations of status, is available on www.ed.sc.gov and www.eoc.sc.gov as well as school and school district websites. Printed versions are available from school districts upon request.

YEAR	ABSOLUTE RATING	GROWTH RATING	PALMETTO GOLD AND SILVER AWARD		ESEA/FEDERAL ACCOUNTABILITY RATING SYSTEM	
			General Performance	Closing the Gap	ESEA Grade	Accountability Indicator
2014	Good	Average	TBD	TBD	B	N/A
2013	Good	Average	N/A	SILVER	B	N/A
2012	Good	Good	SILVER	N/A	A	N/A

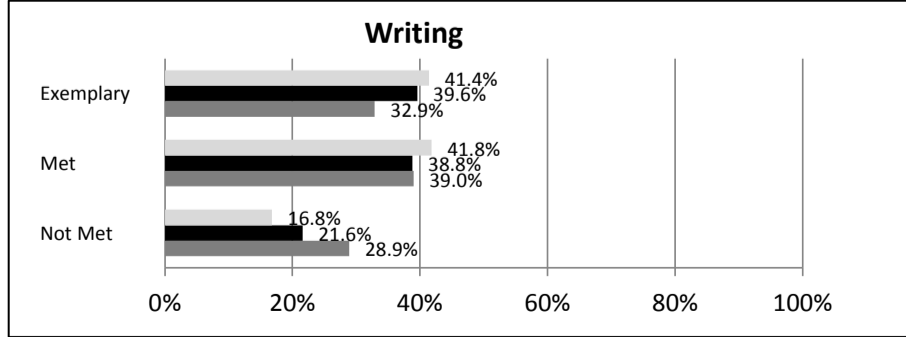
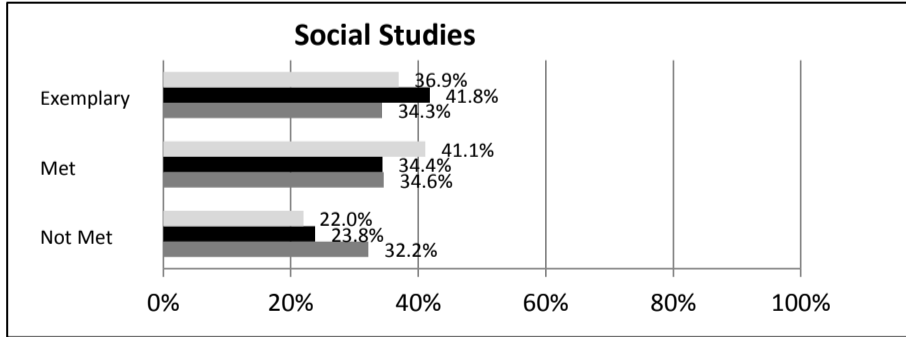
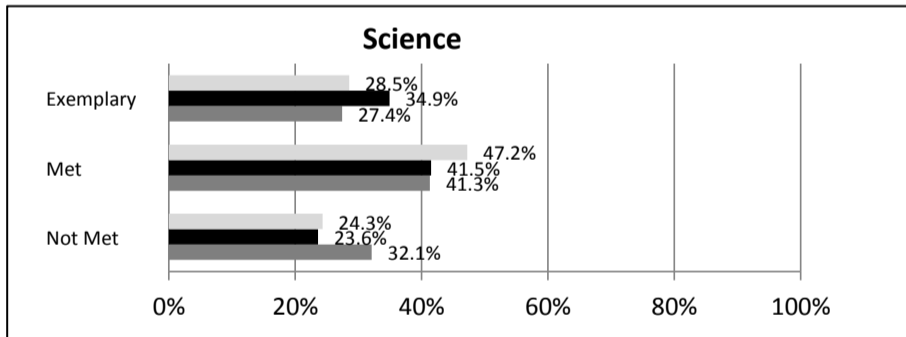
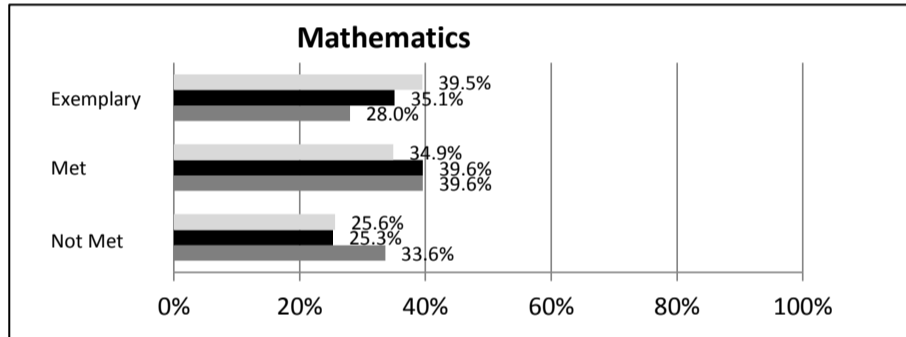
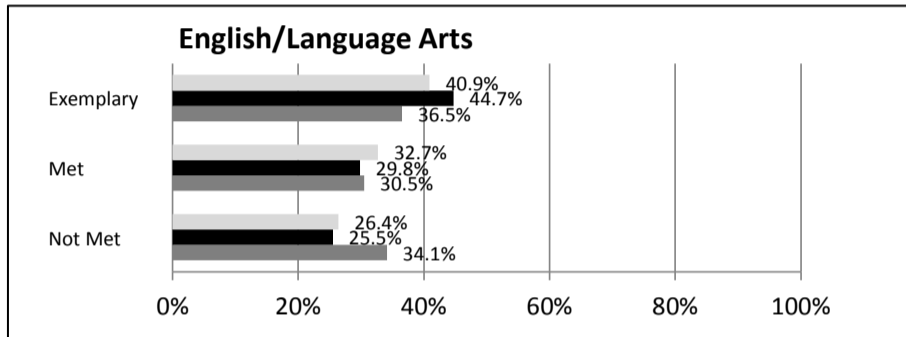
ABSOLUTE RATINGS OF MIDDLE SCHOOLS WITH STUDENTS LIKE OURS*

EXCELLENT	GOOD	AVERAGE	BELOW AVERAGE	AT-RISK
16	14	9	1	0

* Ratings are calculated with data available by 04/27/2015. Schools with Students Like Ours are Middle Schools with Poverty Indices of no more than 5% above or below the index for this school.


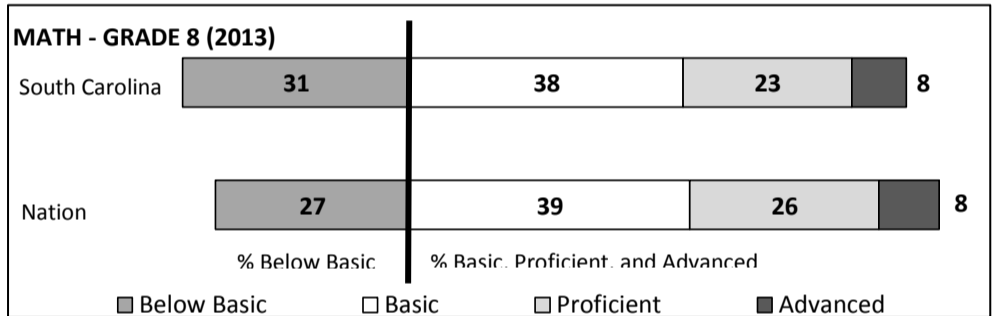
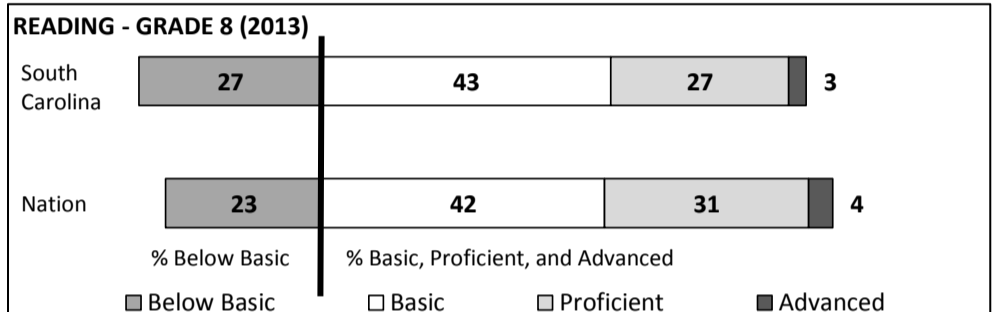
SC PASS PERFORMANCE

Our School Middle Schools with Students Like Ours Middle Schools Statewide



NAEP*

*Performance reported for SC and nation, data not available at school level. Percentages at NAEP Achievement Levels.



END OF COURSE TESTS - 2014

% of Students scoring 70 or above on:	Our Middle School	Middle Schools with Students Like Ours
Algebra 1/Math for the Technologies 2	100.0%	98.0%
English 1	N/A	97.6%
Biology 1	N/A	N/A
US History and the Constitution	N/A	0.0%
All Subjects	100.0%	97.7%

SC PERFORMANCE VISION

By 2020 all students will graduate with the knowledge and skills necessary to compete successfully in the global economy, participate in a democratic society and contribute positively as members of families and communities.

Abbreviations Key

N/A-Not Applicable N/AV-Not Available N/C-Not Collected N/R-Not Reported I/S-Insufficient Sample TBD-To Be Determined

**Bluffton Middle
BEAUFORT COUNTY**

SCHOOL PROFILE

	Our School	Change from Last Year	Middle Schools with Students Like Ours	Median Middle Schools
Students (n = 1,076)				
Students Enrolled in high school credit courses (grades 7 & 8)	9.0%	Up from 8.8%	33.3%	26.0%
Retention rate	0.5%	Up from 0.3%	0.4%	0.6%
Attendance rate	98.4%	Up from 97.8%	96.5%	96.2%
Served by gifted and talented program	32.8%	Up from 29.0%	23.3%	19.4%
With disabilities	9.0%	Up from 8.3%	11.8%	12.8%
Older than usual for grade	3.3%	No change	3.3%	4.5%
Out-of-school suspensions or expulsions for violent and/or criminal offenses	1.3%	Up from 1.0%	0.8%	0.4%
Annual dropout rate	0.0%	No change	0.0%	0.0%
Teachers (n = 68)				
Teachers with advanced degrees	57.4%	Down from 58.5%	60.8%	61.3%
Continuing contract teachers	48.5%	Down from 61.5%	77.2%	75.9%
Teachers returning from previous year	78.1%	N/A	86.9%	85.4%
Teacher attendance rate	95.4%	Up from 95.2%	95.5%	95.2%
Average teacher salary*	\$46,834	Down 1.7%	\$48,058	\$47,081
Classes not taught by highly qualified teachers	15.2%	Down from 18.3%	4.0%	5.8%
Professional development days/teacher	16.2 days	Up from 12.3 days	11.1 days	10.6 days
School				
Principal's years at school	2.0	Up from 1.0	3.5	3.0
Student-teacher ratio in core subjects	22.4 to 1	No change	22.3 to 1	21.5 to 1
Prime instructional time	92.7%	Up from 91.8%	90.3%	90.1%
Opportunities in the arts	Good	Up from Poor	Excellent	Good
SACS accreditation	Yes	No change	Yes	Yes
Parents attending conferences	98.5%	Down from 99.9%	99.5%	99.0%
Character development program	Excellent	No change	Good	Good
Dollars spent per pupil**	\$8,208	Up 27.5%	\$6,926	\$7,616
Percent of expenditures for instruction**	63.4%	Down from 66.0%	63.4%	62.0%
Percent of expenditures for teacher salaries**	62.8%	Up from 62.0%	62.7%	61.3%
ESEA composite index score	81.1	Down from 87.2	82.6	77.9

* Length of contract = 185+ days.

**Prior year audited financial data available.

EVALUATION RESULTS

	Teachers	Students*	Parents*
Number of surveys returned	50	506	147
Percent satisfied with learning environment	96.0%	72.7%	81.6%
Percent satisfied with social and physical environment	98.0%	76.0%	76.7%
Percent satisfied with school-home relations	84.0%	81.4%	60.3%

*Only students at the highest middle school grade level at this school and their parents were included.

Comprehensive detail, including definitions of ratings, performance criteria, and explanations of status, is available on www.ed.sc.gov and www.eoc.sc.gov as well as school and school district websites.

Printed versions are available from school districts upon request.

REPORT OF PRINCIPAL AND SCHOOL IMPROVEMENT COUNCIL

Bluffton Middle School has completed a 4th successful year being honored with the Palmetto Silver Award with recognition for closing the achievement gap. The many who have contributed to this achievement include dedicated staff, supportive parents, community members, and business partners. We continue to make gains in MAP testing, scoring above the district mean average and on grade level percentage. After School Tutoring Programs (including SPED and ESOL) continue to provide student support along with Read 180, System 44, and Rosetta Stone.☐

We continue to expand and grow as a PLTW/GTT school of choice. An additional GTT teacher will accommodate the increased student interest. Two teachers were recipients of grants; \$500 Innovative Grant from the Foundation For Academic Excellence and a \$750 Bright Ideas Grant for Robotics both supporting our technology focus. Students are looking forward to the implementation of the 1 to 1 Take Home Device Program this upcoming year. ☐

Bluffton Middle continued with our strong PBIS initiative which supported student positive behavior, in conjunction with our Mustang Path, highlighting Respect, Responsibility, Academic Excellence, and Honesty. BLMS students supported community service projects with participation in Pennies for Patients raising \$3538, "Change for Change" contributing \$2109 to the "Race for Ellie", Student Council's fundraiser for Juvenile Diabetes Research, and the Ladies/Gentlemen's Club contribution of \$753 for Breast Cancer Awareness. BLMS students had the opportunity to participate in 13 after school clubs, adding chess and drama to the offerings this year. ☐

BLMS had 148 7th graders qualify as Duke TIP scholars and 380 participants in the Science Fair. 14 students advanced to the Sea Island Regional Fair and 1 student placed 1st in Environmental Science. Our annual Geography Bee yielded a 7th grade student competing at the state level, and a 6th grade student placed 1st at the State SCACD Poster Contest, advancing to the national level. 11 BLMS students had art or poetry pieces published in the 2013-14 BCSD River of Words publication. Band students received an excellent rating at the BCSD Concert Festival, an overall excellent rating at Carowinds Music Festival, the Silver Award at the Star Music Festival in Atlanta, and 16 students participated in All-County Band.☐

We are indebted to our many supporters (SIC, PTO, volunteers) who work tirelessly to support student achievement. Our community business partners are vital to the continued success of BLMS programs and to student academic and emotional growth. We are truly grateful for their assistance in helping our students reach their goals and prepare for the future as college and career ready global learners.☐

Pat Freda Principal
Due Campion SIC Chair

Abbreviations Key

N/A-Not Applicable

N/AV-Not Available

N/C-Not Collected

N/R-Not Reported

I/S-Insufficient Sample

TBD-To Be Determined