



SC Annual School Report Card Summary

Beaufort Middle School
BEAUFORT COUNTY
 Grades: 6-8 Enrollment: 626
 Principal: Carole T. Ingram
 Superintendent: Dr. Jeffrey Moss
 Board Chair: Bill Evans

PERFORMANCE

Comprehensive detail, including definitions of ratings, performance criteria, and explanations of status, is available on www.ed.sc.gov and www.eoc.sc.gov as well as school and school district websites. Printed versions are available from school districts upon request.

YEAR	ABSOLUTE RATING	GROWTH RATING	PALMETTO GOLD AND SILVER AWARD		ESEA/FEDERAL ACCOUNTABILITY RATING SYSTEM	
			General Performance	Closing the Gap	ESEA Grade	Accountability Indicator
2014	Good	Average	TBD	TBD	B	N/A
2013	Good	Average	N/A	N/A	B	N/A
2012	Good	Average	N/A	N/A	B	N/A

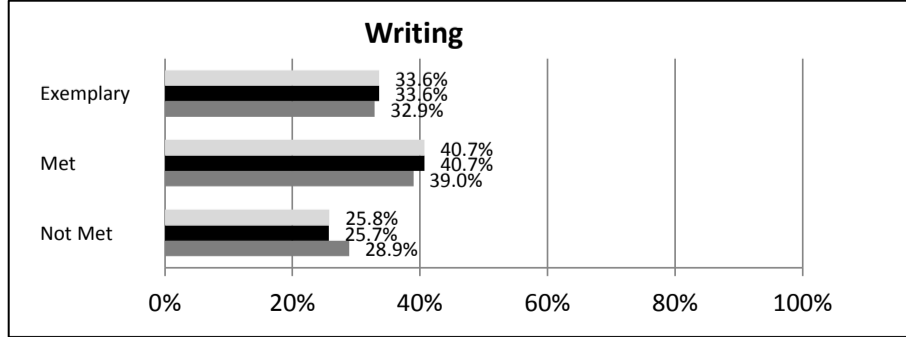
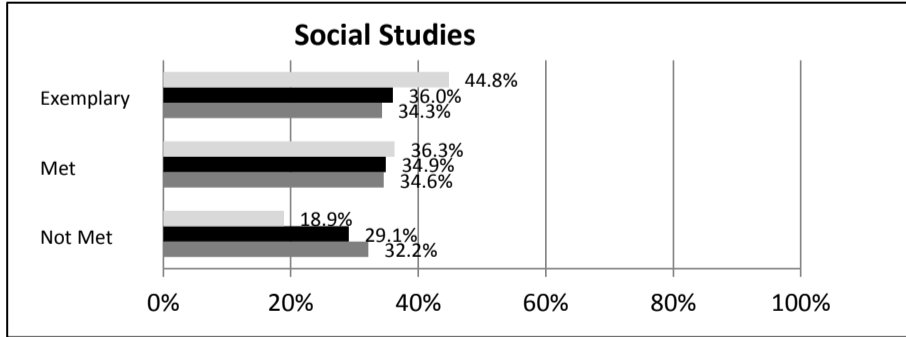
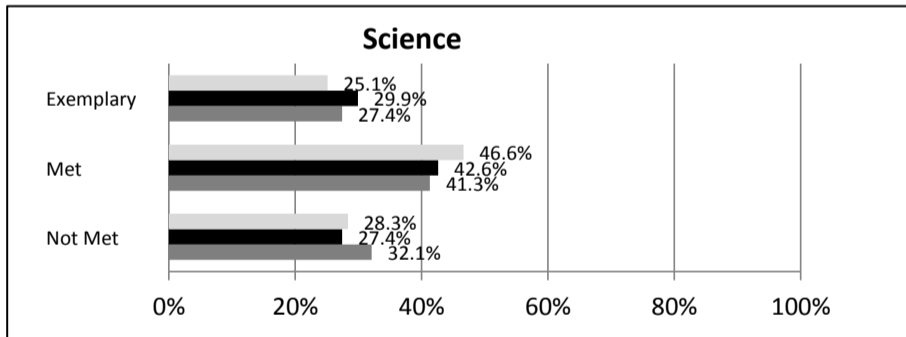
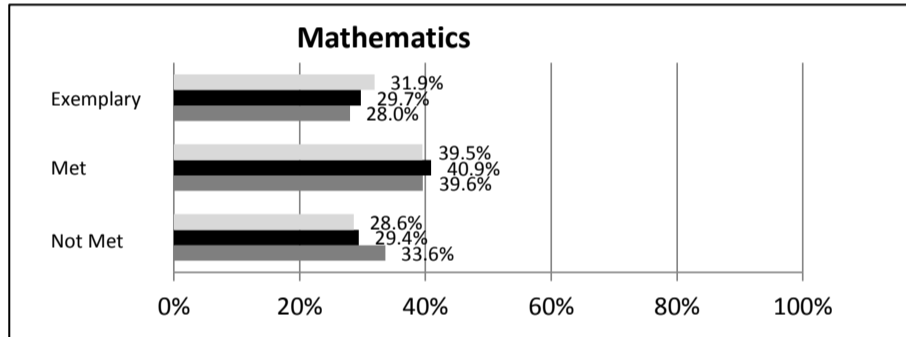
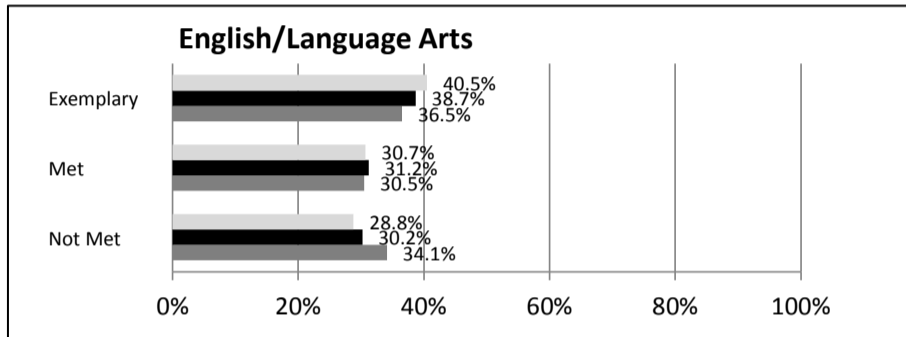
ABSOLUTE RATINGS OF MIDDLE SCHOOLS WITH STUDENTS LIKE OURS*

EXCELLENT	GOOD	AVERAGE	BELOW AVERAGE	AT-RISK
7	18	32	2	0

* Ratings are calculated with data available by 04/27/2015. Schools with Students Like Ours are Middle Schools with Poverty Indices of no more than 5% above or below the index for this school.

SC PASS PERFORMANCE

Our School Middle Schools with Students Like Ours Middle Schools Statewide



NAEP*

*Performance reported for SC and nation, data not available at school level. Percentages at NAEP Achievement Levels.



END OF COURSE TESTS - 2014

% of Students scoring 70 or above on:	Our Middle School	Middle Schools with Students Like Ours
Algebra 1/Math for the Technologies 2	93.9%	98.4%
English 1	40.0%	95.4%
Biology 1	N/A	N/A
US History and the Constitution	N/A	N/A
All Subjects	90.1%	98.0%

SC PERFORMANCE VISION

By 2020 all students will graduate with the knowledge and skills necessary to compete successfully in the global economy, participate in a democratic society and contribute positively as members of families and communities.

Abbreviations Key

N/A-Not Applicable N/AV-Not Available N/C-Not Collected N/R-Not Reported I/S-Insufficient Sample TBD-To Be Determined

**Beaufort Middle School
BEAUFORT COUNTY**

SCHOOL PROFILE

	Our School	Change from Last Year	Middle Schools with Students Like Ours	Median Middle Schools
Students (n = 626)				
Students Enrolled in high school credit courses (grades 7 & 8)	44.3%	Up from 25.7%	36.4%	26.0%
Retention rate	1.8%	Up from 0.2%	0.9%	0.6%
Attendance rate	97.8%	Up from 97.2%	96.0%	96.2%
Served by gifted and talented program	26.0%	Up from 25.5%	21.7%	19.4%
With disabilities	9.7%	Down from 10.0%	12.9%	12.8%
Older than usual for grade	4.4%	Down from 4.9%	4.6%	4.5%
Out-of-school suspensions or expulsions for violent and/or criminal offenses	1.3%	Up from 0.8%	0.5%	0.4%
Annual dropout rate	0.0%	No change	0.0%	0.0%
Teachers (n = 45)				
Teachers with advanced degrees	64.4%	Up from 60.5%	64.7%	61.3%
Continuing contract teachers	55.6%	Down from 69.8%	80.7%	75.9%
Teachers returning from previous year	76.1%	Up from 74.4%	86.8%	85.4%
Teacher attendance rate	92.7%	Down from 94.6%	95.0%	95.2%
Average teacher salary*	\$53,346	Up 4.6%	\$48,483	\$47,081
Classes not taught by highly qualified teachers	18.5%	Down from 22.4%	4.3%	5.8%
Professional development days/teacher	24.2 days	Up from 23.0 days	10.7 days	10.6 days
School				
Principal's years at school	10.0	Up from 9.0	4.0	3.0
Student-teacher ratio in core subjects	23.4 to 1	Down from 23.6 to 1	23.4 to 1	21.5 to 1
Prime instructional time	86.7%	Down from 88.4%	90.0%	90.1%
Opportunities in the arts	Excellent	No change	Good	Good
SACS accreditation	Yes	No change	Yes	Yes
Parents attending conferences	99.0%	Up from 97.5%	98.9%	99.0%
Character development program	Excellent	Up from Good	Good	Good
Dollars spent per pupil**	\$9,123	Up 13.3%	\$7,429	\$7,616
Percent of expenditures for instruction**	58.7%	Down from 61.0%	62.5%	62.0%
Percent of expenditures for teacher salaries**	58.2%	Up from 58.0%	61.2%	61.3%
ESEA composite index score	85.7	Down from 88.4	81.2	77.9

* Length of contract = 185+ days.

**Prior year audited financial data available.

EVALUATION RESULTS

	Teachers	Students*	Parents*
Number of surveys returned	28	169	168
Percent satisfied with learning environment	89.3%	68.1%	85.8%
Percent satisfied with social and physical environment	93.1%	72.4%	79.4%
Percent satisfied with school-home relations	86.2%	84.5%	73.6%

*Only students at the highest middle school grade level at this school and their parents were included.

Comprehensive detail, including definitions of ratings, performance criteria, and explanations of status, is available on www.ed.sc.gov and www.eoc.sc.gov as well as school and school district websites.

Printed versions are available from school districts upon request.

REPORT OF PRINCIPAL AND SCHOOL IMPROVEMENT COUNCIL

"Beaufort Middle School students and staff celebrated academic, artistic, and athletic successes in 2013-2014. We recognized 19 SC Junior Scholars and 4 State Duke TIP Scholars. Thirty 8th grade students were inducted into the National Junior Honor Society; 25 students served in the class of 2013 Junior Leadership Beaufort; they created and registered the first letterbox in our city as a service project to the community. 29% of our students were enrolled in high school credit classes; 30% received gifted and talented services. Teachers' professional learning focused on informational text and algebraic thinking. Spring MAP scores reflected steady gains for each grade in these areas. Science accomplishments this year include a 6th grade weather balloon launch with video recording of the journey; six science staff members completing a master naturalist class; donation of plants to our campus by the Lowcountry Institute; and our first ever eCYBERMISSION team taking 1st place in the state in this nationwide competition sponsored by the Army Education Outreach Program. ☐

BMS continues as an Arts in the Basic Curriculum and Distinguished Arts Program School, with grant funding for arts instruction and integration. Our first ever musical, Fame Jr. was presented to a sellout weekend crowd; two media arts students entered portfolios in the Piccolo Spoleto Rising Stars Competition; 8th grade media artists created public art for a local museum exhibit on the Freedom Fighters; and chorus students participated in festival for the first time in BMS history. Seventeen students performed in All County Orchestra, 11 in All County Band; two in Regional Orchestra and one in All-State Orchestra; three students were selected to perform in All-State Chorus. ☐

The Lady Gryphon athletes took first place in all district competitions this year bringing home wins for volleyball, basketball, softball and track as 1st place Regional Champions. The first ever Project Unify at BMS was hugely successful as 13 special needs students paired with athletic buddies who served as mentors and coaches for Special Olympics. ☐

Our active Parent Action Council consistently provided support for students, staff, our athletes, artists, and academic honors programs. Over 25 community businesses and resources supported learning at BMS. Students and staff donated \$7,000 to charities including St. Jude's Research, American Heart Association, CAPA, HELP, Cystic Fibrosis, Toys for Tots, and the USO. ☐

We are proud of the accomplishments of our students and staff and the support of our families and community. With the creation of a new strategic plan for the next five years, we recommitted to an arts focus for BMS and to the pursuit of academic excellence for all students, while addressing the challenges that lie ahead for us to support our struggling students and appropriately challenge all learners. We aim to ensure our students use 21st century tools to be college and career ready critical, creative learners. ☐

Carole T. Ingram, Principal ☐

Lakinsha Petty, SIC Chairperson

Abbreviations Key

N/A-Not Applicable

N/AV-Not Available

N/C-Not Collected

N/R-Not Reported

I/S-Insufficient Sample

TBD-To Be Determined