



SC Annual School Report Card Summary

Whale Branch Middle School
BEAUFORT COUNTY
Grades: 5-8 Enrollment: 379
Principal: Matthew D. Hunt
Superintendent: Dr. Jeffrey Moss
Board Chair: Bill Evans

PERFORMANCE

Comprehensive detail, including definitions of ratings, performance criteria, and explanations of status, is available on www.ed.sc.gov and www.eoc.sc.gov as well as school and school district websites. Printed versions are available from school districts upon request.

YEAR	ABSOLUTE RATING	GROWTH RATING	PALMETTO GOLD AND SILVER AWARD		ESEA/FEDERAL ACCOUNTABILITY RATING SYSTEM	
			General Performance	Closing the Gap	ESEA Grade	Accountability Indicator
2014	Below Average	Average	TBD	TBD	F	N/A
2013	Average	Average	N/A	N/A	F	N/A
2012	Average	Average	N/A	N/A	D	N/A

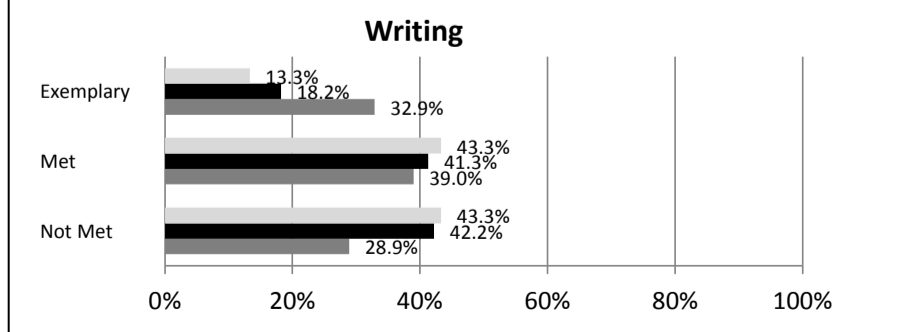
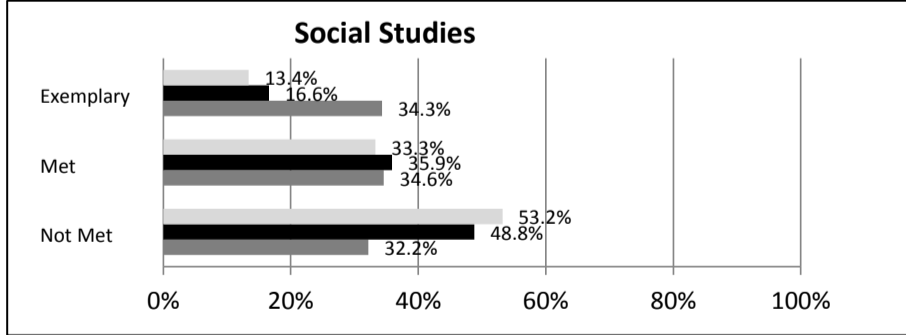
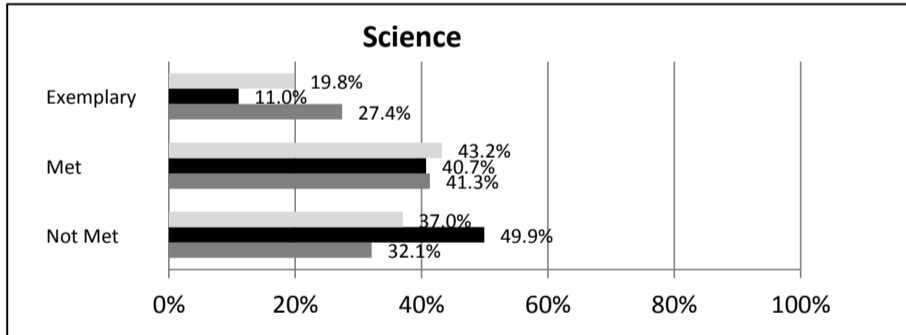
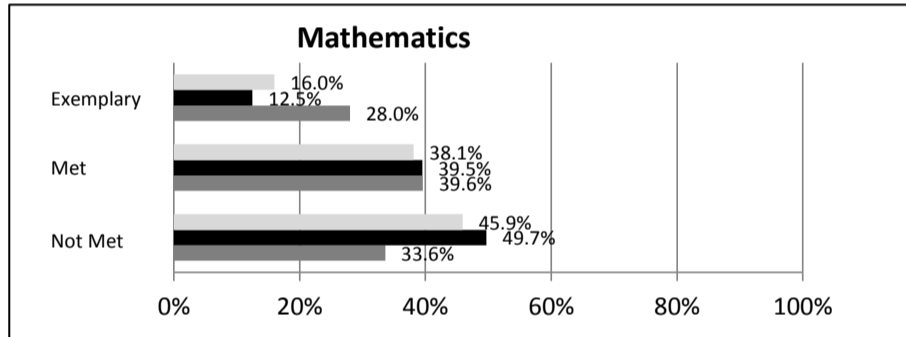
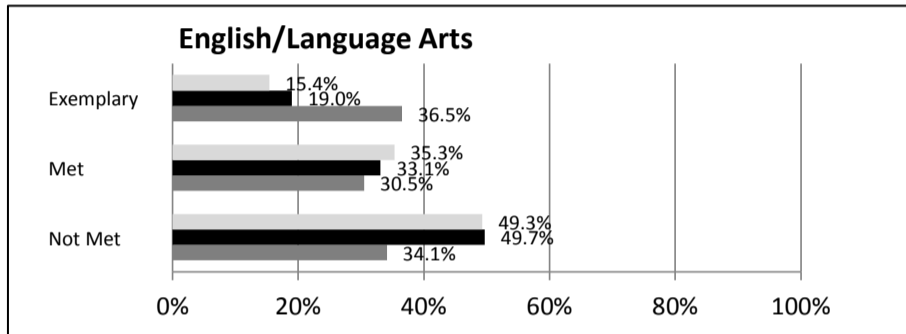
ABSOLUTE RATINGS OF MIDDLE SCHOOLS WITH STUDENTS LIKE OURS*

EXCELLENT	GOOD	AVERAGE	BELOW AVERAGE	AT-RISK
0	0	23	33	14

* Ratings are calculated with data available by 04/27/2015. Schools with Students Like Ours are Middle Schools with Poverty Indices of no more than 5% above or below the index for this school.

SC PASS PERFORMANCE

Our School Middle Schools with Students Like Ours Middle Schools Statewide



NAEP*

*Performance reported for SC and nation, data not available at school level. Percentages at NAEP Achievement Levels.



END OF COURSE TESTS - 2014

% of Students scoring 70 or above on:	Our Middle School	Middle Schools with Students Like Ours
Algebra 1/Math for the Technologies 2	86.0%	94.0%
English 1	0.0%	86.5%
Biology 1	N/A	N/A
US History and the Constitution	N/A	N/A
All Subjects	78.7%	92.4%

SC PERFORMANCE VISION

By 2020 all students will graduate with the knowledge and skills necessary to compete successfully in the global economy, participate in a democratic society and contribute positively as members of families and communities.

Abbreviations Key

N/A-Not Applicable N/AV-Not Available N/C-Not Collected N/R-Not Reported I/S-Insufficient Sample TBD-To Be Determined

**Whale Branch Middle School
BEAUFORT COUNTY**

SCHOOL PROFILE

	Our School	Change from Last Year	Middle Schools with Students Like Ours	Median Middle Schools
Students (n = 379)				
Students Enrolled in high school credit courses (grades 7 & 8)	20.0%	Down from 31.7%	14.8%	26.0%
Retention rate	0.5%	Up from 0.3%	0.7%	0.6%
Attendance rate	98.5%	Up from 97.5%	95.6%	96.2%
Served by gifted and talented program	7.8%	Down from 10.5%	7.3%	19.4%
With disabilities	15.4%	Up from 14.3%	16.3%	12.8%
Older than usual for grade	4.3%	Down from 4.5%	6.7%	4.5%
Out-of-school suspensions or expulsions for violent and/or criminal offenses	3.7%	Up from 0.5%	0.9%	0.4%
Annual dropout rate	2.1%	No change	0.0%	0.0%
Teachers (n = 30)				
Teachers with advanced degrees	60.0%	Down from 64.7%	59.1%	61.3%
Continuing contract teachers	56.7%	Down from 64.7%	62.5%	75.9%
Teachers returning from previous year	76.9%	Up from 74.0%	77.6%	85.4%
Teacher attendance rate	94.7%	Down from 95.5%	95.3%	95.2%
Average teacher salary*	\$47,336	Down 0.3%	\$45,352	\$47,081
Classes not taught by highly qualified teachers	21.1%	Up from 3.9%	10.8%	5.8%
Professional development days/teacher	12.4 days	Up from 10.4 days	9.6 days	10.6 days
School				
Principal's years at school	3.0	Up from 2.0	3.0	3.0
Student-teacher ratio in core subjects	24.1 to 1	Up from 21.3 to 1	18.5 to 1	21.5 to 1
Prime instructional time	90.4%	Down from 91.4%	89.6%	90.1%
Opportunities in the arts	Good	No change	Good	Good
SACS accreditation	Yes	No change	Yes	Yes
Parents attending conferences	100.0%	Up from 99.7%	98.2%	99.0%
Character development program	Good	Down from Excellent	Good	Good
Dollars spent per pupil**	\$12,570	Up 8.9%	\$9,682	\$7,616
Percent of expenditures for instruction**	55.0%	Down from 56.0%	56.2%	62.0%
Percent of expenditures for teacher salaries**	53.7%	Down from 54.0%	55.2%	61.3%
ESEA composite index score	53.2	Up from 50.8	55.2	77.9

* Length of contract = 185+ days.

**Prior year audited financial data available.

EVALUATION RESULTS

	Teachers	Students*	Parents*
Number of surveys returned	15	75	52
Percent satisfied with learning environment	93.3%	94.7%	77.0%
Percent satisfied with social and physical environment	92.9%	87.8%	73.6%
Percent satisfied with school-home relations	66.7%	89.4%	57.7%

*Only students at the highest middle school grade level at this school and their parents were included.

Comprehensive detail, including definitions of ratings, performance criteria, and explanations of status, is available on www.ed.sc.gov and www.eoc.sc.gov as well as school and school district websites.

Printed versions are available from school districts upon request.

REPORT OF PRINCIPAL AND SCHOOL IMPROVEMENT COUNCIL

The mission of Whale Branch Middle School is to provide challenging and diverse educational opportunities in a safe and supportive environment using the strengths and resources of the community to prepare students to become responsible, productive citizens and lifelong learners. During the course of the 2013-2014 school year, staff, students, and parents worked together to continue the quest for excellence. Students were afforded multiple opportunities to participate academically, artistically, and athletically, and to give back to their community.

Academics: one to one iPad implementation; Quarterly Academic Awards Celebration; Science, Technology, Engineering, and Mathematics (STEM) Academy; Environmental Studies; Gateway to Technology (GTT); Project Lead the Way (PLTW); Technical College of the Lowcountry Upward Bound Program; South Carolina Junior Scholars; Duke TIP; National Junior Honor Society; It's Your Game, Keep it Real Health Curriculum; Family Literacy Night; Lunchtime Book Club; 5th and 6th Grade Spelling Bee; 6 entries in the Sea Island Regional Science Fair.

Visual Arts: Studies in Pottery, Ceramics, Molas, Mandala, Murals, Relief Print Making, Tessellations; River of Words Publication.

Performing Arts: Steel Band; Hand Chimes; Drum Line; Concert Band; Advanced Choir (rating of Excellent at state festival); Step Team; (district and state festival participation and multiple performing venues).

Athletics: Basketball (Boys=District Semi-Finalist); Football; Volleyball; Cheer; Baseball; Softball; Track; Jr. Varsity and Varsity participation in Baseball, Softball, Track, and Wrestling; Hoops for Heart.

Community: Gentlemen's Club; Men of Strength Club (MOST); V-Girls; College and Career Days; Student Government; Student Advisory Council; Greenhouse Studies and collaboration with the SC Department of Natural Resources, Spring Island, Nemours Plantation, and Waddell Mariculture Center; School Counseling Advisory Committee; and Pathways in STEP (Sheldon Township Empowerment Program).

WBMS is the 2014-2017 recipient of the Recognized ASCA Model Program award from the American School Counselor Association.

The staff, students, and parents of the Whale Branch Community will continue to promote excellence in teaching and learning through unique learning opportunities designed to prepare our students to lead in the 21st century.

Abbreviations Key

N/A-Not Applicable

N/AV-Not Available

N/C-Not Collected

N/R-Not Reported

I/S-Insufficient Sample

TBD-To Be Determined